

WASHINGTON COUNTY WEEKLY COVID-19 SNAPSHOT

WEEK ENDING DECEMBER 5, 2020



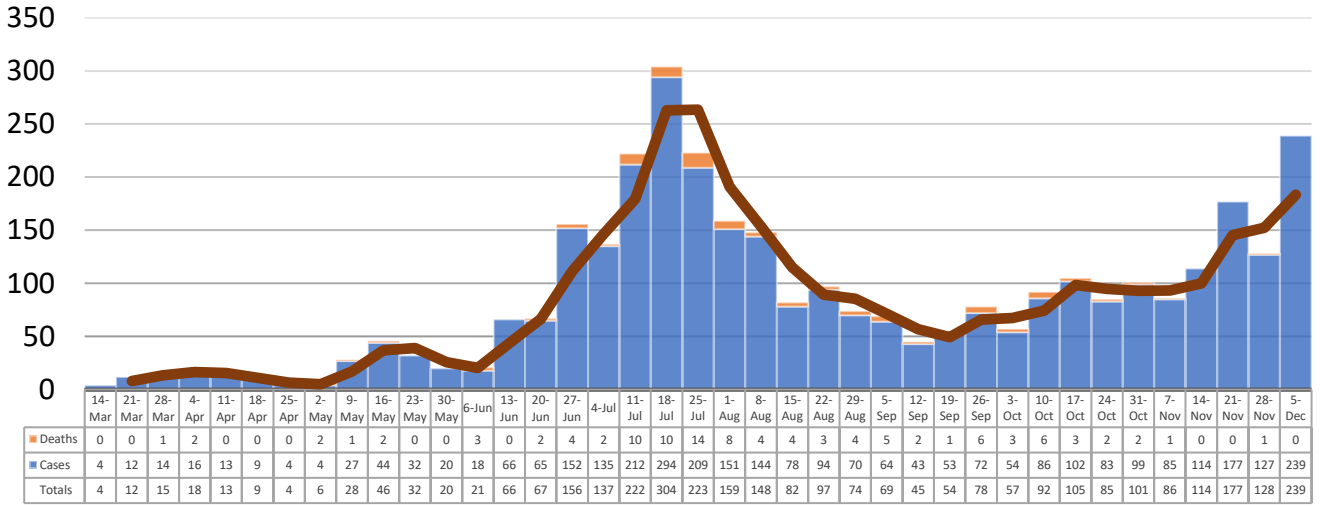
Total Cases
3453

Total Deaths
108

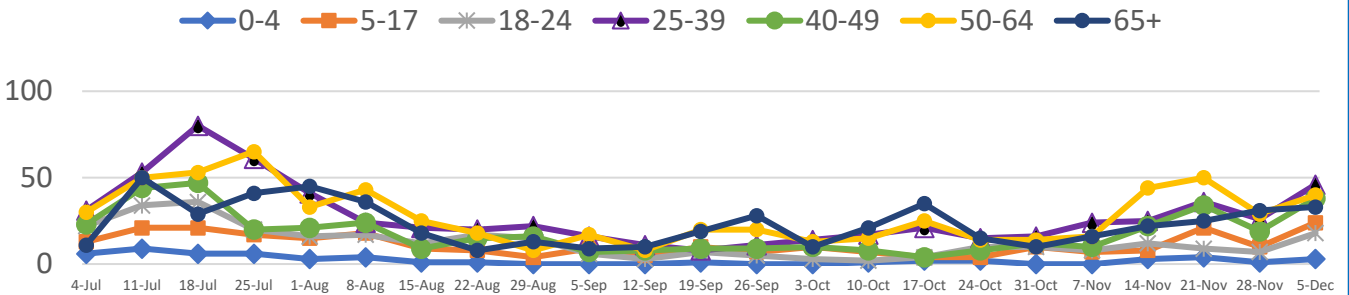
Total Incidence
(cases per 100,000)
7864.0

***Test Positivity Rate**
26.5%
(11/19-12/2)

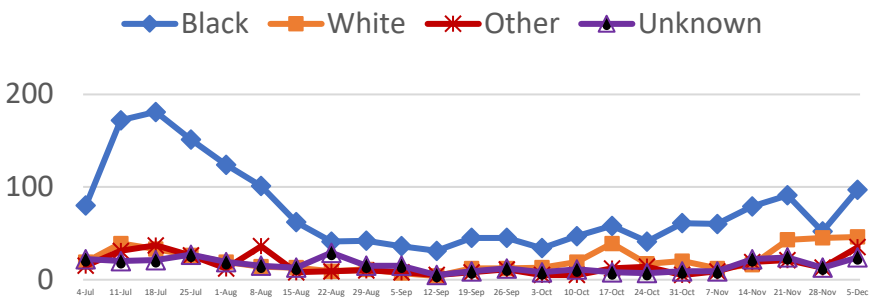
****Total Cases and Deaths, Through December 5, 2020**



Total Cases, By Age
July-December 2020 (End of Week)



Total Cases, By Race
July-December 2020 (End of Week)



11/29/2020 – 12/5/2020

Cases via Suspected Community Transmission: 231

Cases via Outbreaks: 8

Outbreak Explanation

During the week of 11/29-12/5, seven (7) cases/patients were associated with an outbreak in a Long-Term Care Facility (LTCF); one (1) case was pending an outbreak investigation.

COVID-19-Like Illness (CLI) Visits
Washington County, Mississippi
Jan. 04, 2020 - Dec. 05, 2020



*Counties with test percent positivity <5.0% or with <20 tests in past 14 days: Green; test percent positivity 5.0%-10.0% or with <500 tests and <2000 tests/100k and >10% positivity over 14 days: Yellow; >10.0% and not meeting the criteria for "Green" or "Yellow": Red. Test positivity is rounded to the nearest tenth of a percent before classifying. Reference: [Centers for Medicare and Medicaid Services](#)

**Provisional Data: Illnesses occurring during the last two weeks may not yet have been reported and/or represented.