

# MADISON COUNTY WEEKLY COVID-19 SNAPSHOT

WEEK ENDING DECEMBER 5, 2020



Total Cases

5408

Total Deaths

113

Total Incidence

(cases per 100,000)

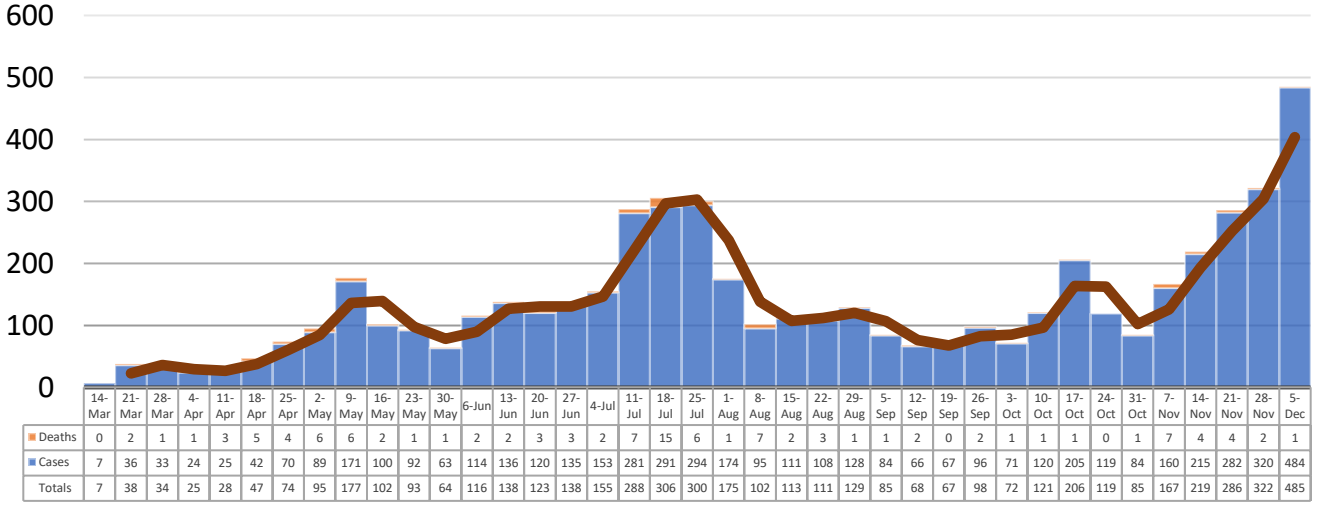
5088.8

\*Test Positivity Rate

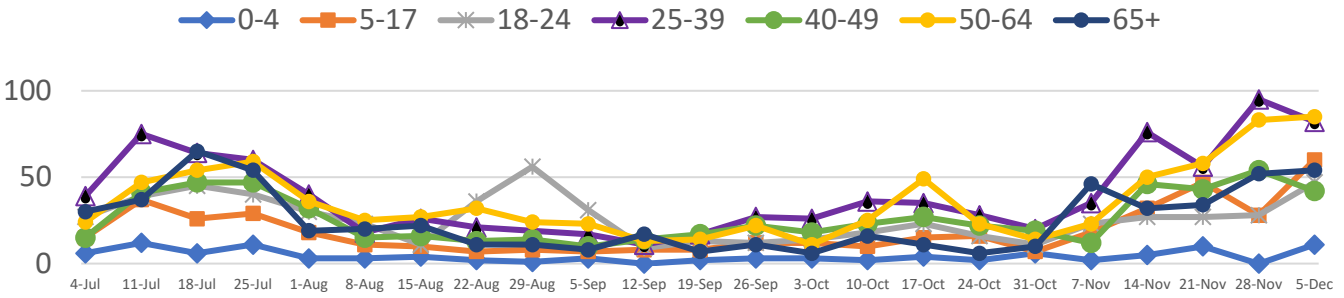
11.4%

(11/19-12/2)

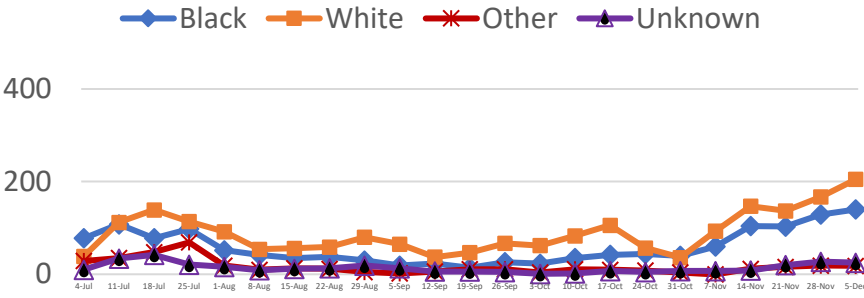
## \*\*Total Cases and Deaths, Through December 5, 2020



## Total Cases, By Age July-December 2020 (End of Week)



## Total Cases, By Race July-December 2020 (End of Week)



### 11/29/2020 – 12/5/2020

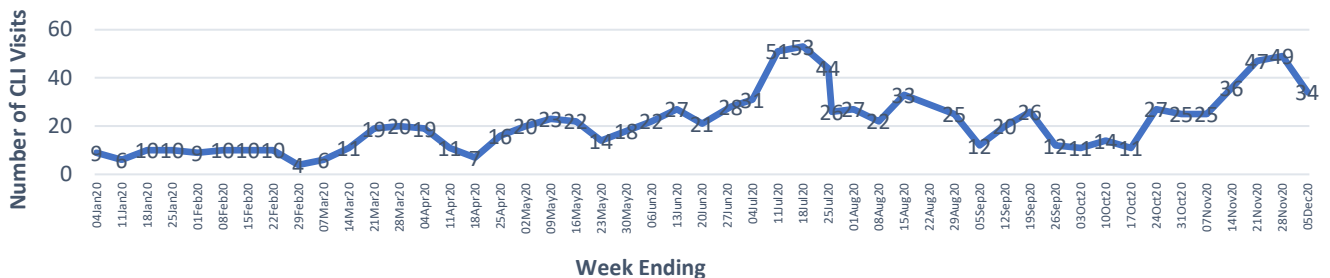
# Cases via Suspected Community Transmission	479
--	-----

# Cases via Outbreaks	6
-----------------------	---

#### Outbreak Explanation

During the week of 11/29-12/5, four (4) cases/patients were associated with outbreaks at Long-Term Care Facilities (LTCF); one (1) case was associated with an outbreak at a business/industry; one (1) case was associated with a pending outbreak investigation.

## COVID-19-Like Illness (CLI) Visits Madison County, Mississippi Jan. 04, 2020 - Dec. 05, 2020



\*Counties with test percent positivity <5.0% or with <20 tests in past 14 days: Green; test percent positivity 5.0%-10.0% or with <500 tests and <2000 tests/100k and >10% positivity over 14 days: Yellow; >10.0% and not meeting the criteria for "Green" or "Yellow": Red. Test positivity is rounded to the nearest tenth of a percent before classifying. Reference: [Centers for Medicare and Medicaid Services](https://www.cdc.gov/medicaidandmedicare/)

\*\*Provisional Data: Illnesses occurring during the last two weeks may not yet have been reported and/or represented.