

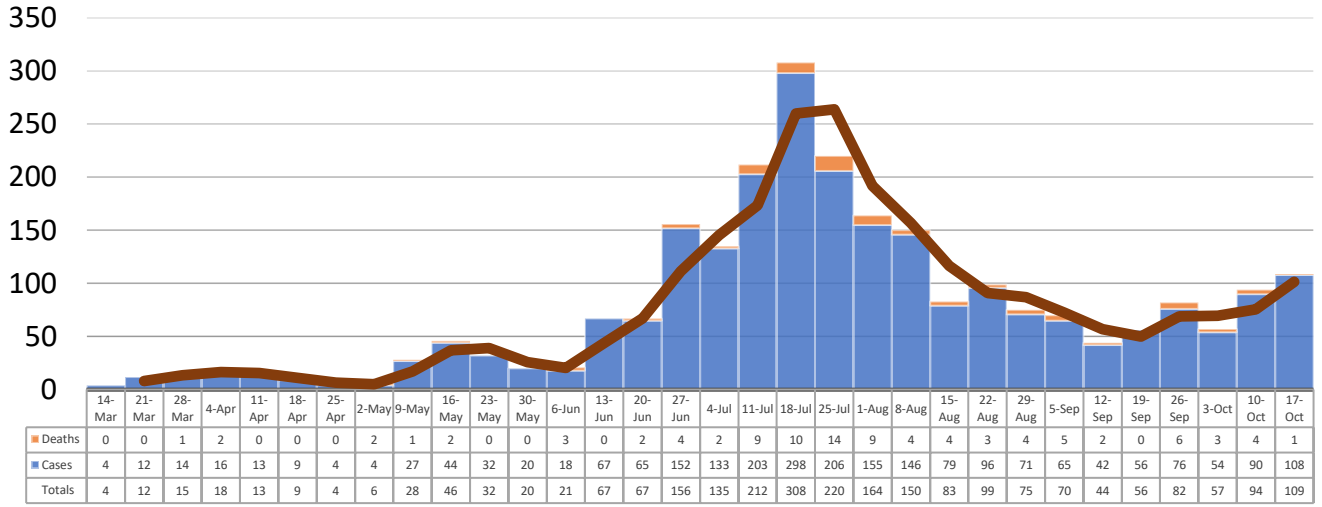
# WASHINGTON COUNTY WEEKLY COVID-19 SNAPSHOT



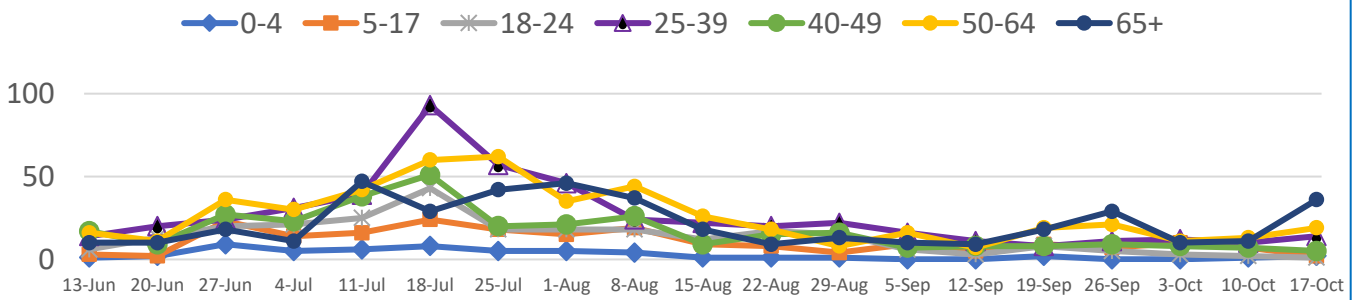
WEEK ENDING OCTOBER 17, 2020

<b>Total Cases</b> <span style="font-size: 2em;">2511</span>	<b>Total Deaths</b> <span style="font-size: 2em;">97</span>	<b>Total Incidence</b> <small>(cases per 100,000)</small> <span style="font-size: 2em;">5718.6</span>	<b>*Test Positivity Rate</b> <span style="font-size: 2em;">12.1%</span> <small>(10/1-10/14)</small>
---	--	---	---

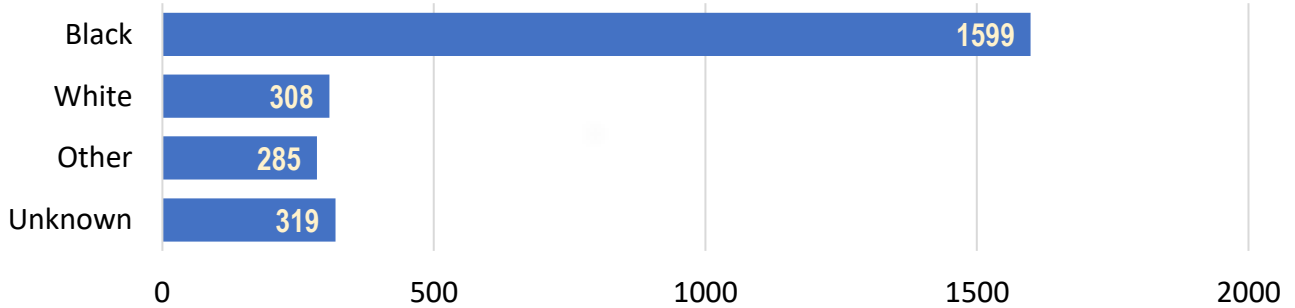
**\*\*Total Cases and Deaths, Through October 17, 2020**



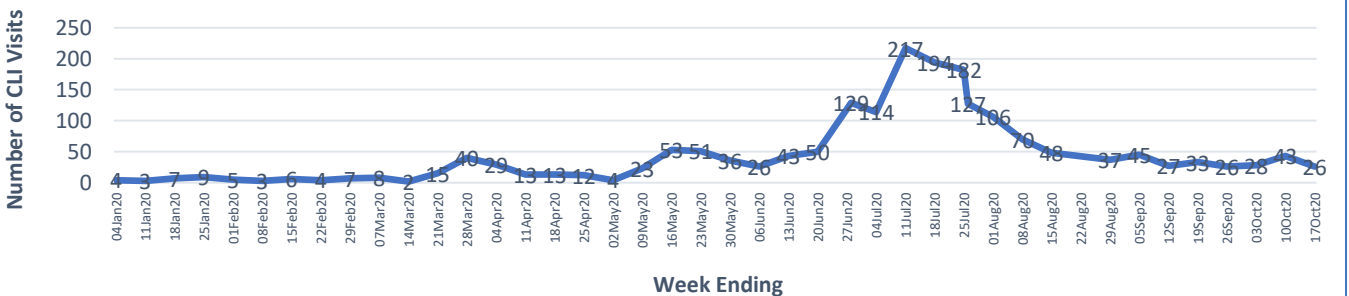
**Total Cases, By Age**  
June-October 2020 (End of Week)



**Total Cases, By Race**



**COVID-19-Like Illness (CLI) Visits**  
Washington County, Mississippi  
Jan. 04, 2020 - Oct. 17, 2020



\*Counties with test percent positivity <5.0% or with <20 tests in past 14 days: Green; test percent positivity 5.0%-10.0% or with <500 tests and <2000 tests/100k and >10% positivity over 14 days: Yellow; >10.0% and not meeting the criteria for "Green" or "Yellow": Red. Test positivity is rounded to the nearest tenth of a percent before classifying. Reference: [Centers for Medicare and Medicaid Services](#)

\*\*Provisional Data: Illnesses occurring during the last two weeks may not yet have been reported and/or represented.