

2010

Report on Institutions
for the Aged or Infirm

Licensed by

Bureau of Health Facilities Licensure and
Certification

December 2011

2010

Annual Report on
Institutions for the Aged or Infirm

Licensed by

Mississippi State Department of Health
P.O. Box 1700
Jackson, Mississippi 39216

Published December 2011

Health Facilities Licensure and Certification
Marilynn Winborne, Director

Table of Contents

Preface.....I

Table I: Nursing Facility Bed Count, Patient Census, Patients Served, and New Admissions as of December 31, 2010.....1

Table II: Nursing Facility Ownership by Licensed Beds as of December 31, 2010.....2

Table III: Nursing Facility Employees and Percentage Distribution by Title and Whether Full-Time or Part-Time as of December 31, 2010.....3

Table IV: Licensed Bed Capacity and Beds Set Up and Staffed for Nursing Facilities as of December 31, 2010.....4

Table V: 2010 Nursing Facility Licensed Beds, Occupancy Rates and Average Daily Census.....9

Table VI: Nursing Facility Bed Count by County and Type of Accommodation as of December 31, 2010.....18

Table VII: Nursing Facility Bed Count and Percentage Distribution by Type of Accommodation as of December 31, 2010.....20

Table VIII: Nursing Facilities by Bed Size as of December 31, 2010.....20

Table IX: Nursing Facilities by Bed Size and County as of December 31, 2010.....21

Table X: Patients Served During 2010 in Nursing Facilities by Age Group and Sex.....23

Table XI: Number of Nursing Facility Patients by Sex in 2010.....24

Table XII: Ambulation Status of Patients in Nursing Facilities as of December 31, 2010 and Total Days of Patient Care.....24

Table XIII: 2010 Nursing Facility Admissions.....25

Table XIV: 2010 Nursing Facility Admissions by Fee Source.....25

Table XV: Destination of Patients Discharged from Nursing Facilities During 2010.....26

Table XVI: Selected 2010 Nursing Facility Data by County.....27

| | | |
|---------------|--|----|
| Table XVII: | ICF/MR Bed Count, Patient Census, Patients Served, and New Admissions as of December 31, 2010..... | 29 |
| Table XVIII: | ICF/MR Ownership and Percentage Distribution by Number of Homes and Licensed Beds as of December 31, 2010..... | 30 |
| Table XIX: | ICF/MR Employees and Percentage Distribution by Title and Whether Full-Time or Part-Time as of December 31, 2010..... | 31 |
| Table XX: | Licensed Bed Capacity and Beds Set Up and Staffed for ICF/MRs as of December 31, 2010..... | 32 |
| Table XXI: | 2010 ICF/MR Licensed Beds, Occupancy Rates and Average Daily Census..... | 33 |
| Table XXII: | ICF/MR Bed Count by County and Type of Accommodation as of December 31, 2010..... | 34 |
| Table XXIII: | ICF/MR Bed Count and Percentage Distribution by Type of Accommodation as of December 31, 2010..... | 34 |
| Table XXIV: | ICF/MRs by Bed Size as of December 31, 2010..... | 35 |
| Table XXV: | ICF/MRs by Bed Size and County as of December 31, 2010..... | 35 |
| Table XXVI: | ICF/MR Patients Served During 2010 by Age Group and Sex..... | 36 |
| Table XXVII: | Number of ICF/MR Patients by Sex in 2010..... | 37 |
| Table XXVIII: | Ambulation Status of ICF/MR patients as of December 31, 2010 and Total Days of Patient Care..... | 37 |
| Table XXIX: | 2010 ICF/MR Admissions..... | 38 |
| Table XXX: | 2010 ICF/MR Admissions by Fee Source..... | 38 |
| Table XXXI: | Destination of ICF/MR Patients Discharged During 2010..... | 39 |
| Table XXXII: | 2010 Selected ICF/MR Data by County..... | 39 |
| Table XXXIII: | Psychiatric Residential Treatment Facility Bed Count, Patient Census, Patients Served, and New Admissions as of December 31, 2010..... | 40 |

| | | |
|----------------|--|----|
| Table XXXIV: | Psychiatric Residential Treatment Facility Ownership and Percentage Distribution by Number of Facilities and Licensed Beds as of December 31, 2010..... | 41 |
| Table XXXV: | Psychiatric Residential Treatment Facility Employees and Percentage Distribution by Title and Whether Full-Time or Part-Time as of December 31, 2010..... | 42 |
| Table XXXVI: | Licensed Bed Capacity and Beds Set Up and Staffed for Psychiatric Residential Treatment Facilities as of December 31, 2010..... | 43 |
| Table XXXVII: | 2010 Psychiatric Residential Treatment Facilities Licensed Beds, Occupancy Rates and Average Daily Census..... | 43 |
| Table XXXVIII: | Psychiatric Residential Treatment Facility Bed Count by County and Type of Accommodation as of December 31, 2010..... | 44 |
| Table XXXIX: | Psychiatric Residential Treatment Facility Bed Count by County and Percentage Distribution by Type of Accommodation as of December 31, 2010..... | 44 |
| Table XL: | Patients Served During 2010 in Psychiatric Residential Treatment Facilities by Age Group and Sex..... | 45 |
| Table XLI: | Number of Psychiatric Residential Treatment Facility Patients by Sex in 2010..... | 46 |
| Table XLII: | Ambulation Status of Patients in Psychiatric Residential Treatment Facilities as of December 31, 2010 and Total Days of Patient Care... | 46 |
| Table XLIII: | 2010 Psychiatric Residential Treatment Facility Admissions..... | 47 |
| Table XLIV: | 2010 Psychiatric Residential Treatment Facility Admissions by Fee Source..... | 47 |
| Table XLV: | Destination of Patients Discharged from Psychiatric Residential Treatment Facilities During 2010..... | 48 |
| Table XLVI: | Selected 2010 Psychiatric Residential Treatment Facility Data by County..... | 48 |
| Table XLVII: | Personal Care Home Bed Count, Patient Census, Patients Served, and New Admissions as of December 31, 2010..... | 49 |

| | | |
|---------------|---|-----|
| Table XLVIII: | Personal Care Home Ownership and Licensed Beds as of December 31, 2010..... | 50 |
| Table XLIX: | Personal Care Home Employees and Percentage Distribution by Title and Whether Full-Time or Part-Time as of December 31, 2010..... | 51 |
| Table L: | Licensed Bed Capacity and Beds Set Up and Staffed for Personal Care Homes as of December 31, 2010..... | 52 |
| Table LI: | 2010 Personal Care Home Licensed Beds, Occupancy Rates and Average Daily Census..... | 56 |
| Table LII: | Personal Care Home Bed Count by County and Type of Accommodation as of December 31, 2010..... | 63 |
| Table LIII: | Personal Care Home Bed Count and Percentage Distribution by Type of Accommodation as of December 31, 2010..... | 65 |
| Table LIV: | Personal Care Homes by Bed Size as of December 31, 2010..... | 65 |
| Table LV: | Personal Care Homes by Bed Size and County as of December 31, 2010..... | 66 |
| Table LVI: | Patients Served During 2010 in Personal Care Homes by Age Group and Sex..... | 68 |
| Table LVII: | Number of Personal Care Home Patients by Sex in 2010..... | 69 |
| Table LVIII: | Ambulation Status of Patients in Personal Care Homes as of December 31, 2010 and Total Days of Patient Care..... | 69 |
| Table LIX: | 2010 Personal Care Home Admissions..... | 70 |
| Table LX: | 2010 Personal Care Home Admissions by Fee Source... | 70 |
| Table LXI: | Destination of Patients Discharged from Personal Care Homes During 2010..... | 71 |
| Table LXII: | 2010 Selected Personal Care Home Data..... | 72 |
| Appendix A: | Questionnaire and Instructions..... | 74 |
| Appendix B: | Table I for Years 1961 - 2007..... | 78 |
| Appendix C: | Beds by County, 2000 and 2010..... | 99 |
| Appendix D: | Licensed and Certified Long-Term Care Facilities as of December 31, 2010..... | 120 |

Preface

Skilled Nursing Facilities

Overview

Two hundred three licensed skilled nursing facilities, 15 intermediate care facilities for the mentally retarded, 7 psychiatric residential treatment facilities and 166 licensed personal care homes responded to the 2010 survey. The data in this report is based upon the information supplied by these respondents.

Three nursing facilities changed names during the reporting period.

| 2010 Name | 2009 Name |
|----------------------------------|----------------------------|
| Arbor Walk | Autumn Leaves Nursing Home |
| Courtyard Rehab & Health Care | McComb Extended Care |
| River Heights Health Care Center | Arnold Avenue Nursing Home |

James T Champion Nursing Facility opened in Lauderdale County with 120 beds.

Nine nursing facilities changed their licensed bed capacity.

| Name | 2010 Beds | 2009 Beds |
|---|-----------|-----------|
| Adams County Nursing Home | 100 | 105 |
| Azalea Gardens Nursing Center | 103 | 149 |
| Bedford Care Center of Marion | 128 | 76 |
| Choctaw County Nursing Home | 60 | 73 |
| Grenada Living Center | 110 | 120 |
| Hinds County Nursing & Rehab | 113 | 119 |
| Neshoba County Nursing Home | 160 | 148 |
| Reginald P. White Nursing Facility | 120 | 226 |
| Yalobusha General Hospital & Nursing Home | 122 | 120 |

Eighty-one counties are served by nursing homes. This coverage represents 98.8% of all 82 Mississippi counties leaving 1.2% or 1 county, Issaquena County, without nursing home facilities of some type.

Since 1981, personal care home data has been shown and discussed separately to give a clearer picture of institutions for the aged or infirm in Mississippi. Also, the classification was changed in 1981 making comparisons of data collected before and after difficult. Classifications changed again in 1989. Now institutions for aged or infirm include facilities licensed as nursing homes (e.g. skilled

nursing facilities and nursing facilities), intermediate care facilities for the mentally retarded, personal care homes and psychiatric residential treatment facilities.

In order to more accurately reflect data for current and subsequent years, Table I for years 1961-2007 is a separate table found in Appendix B. There were 19,146 skilled nursing facility beds. This figure represents a decrease of 10 beds from the previous year.

The total patient census on December 31, 2010, was 16,975. This represents a statewide skilled nursing facility occupancy rate of 88.7%.

The total number of patients served during the year, 36,209, was an increase of 750 from 2009. New admissions to nursing homes increased by 616 patients.

Ownership

Table II shows that 135 or 66.5% of the nursing homes had proprietary ownership and accounted for 68.5% of all licensed nursing home beds. In contrast, nonprofit nursing homes accounted for 39 or 19.2% of all nursing homes and 16.2% of the licensed nursing home beds. The remaining 29 or 14.1% of nursing homes were publicly owned and leased with 15.3% of the licensed nursing home beds.

Employees

Table III shows that 23,037 people were employed in skilled nursing facilities in Mississippi in 2010. Full-time employees were 18,268 or 79.3% of this number while 4,769 or 20.7% were part-time employees. Nursing service employees including R.N.s, L.P.N.s, Aides, and Orderlies accounted for 15,147 or 65.8% of the total number of employees.

Beds

Table IV lists the 203 skilled nursing facilities in alphabetical order, showing that all but 151 of the 19,146 licensed nursing home beds are set up and staffed. County of location is also shown.

Table V shows a state skilled nursing facility occupancy rate of 88.7%, and an average daily census of 16,973.4. Occupancy rates are calculated on licensed beds, therefore occupancy rates calculated on beds set up and staffed would be higher.

Tables VI gives a breakdown by county of the number of licensed nursing home beds and the type of accommodation available by number of beds set up and staffed. The county having the most skilled nursing facility beds was Hinds, with 1,571 beds licensed and 1,569 set up and staffed for use.

Table VII shows that there were 19,146 licensed nursing care beds in Mississippi, a decrease of 10 beds over 2009. Semi-private rooms accounted for 14,936 or 78.6% of the beds set up and staffed; private rooms accounted for 3,150 or 16.6% and wards accounted for 909 or 4.8%.

Table VIII shows that 115 or 56.6% of all nursing care facilities had between 60 and 119 beds, 64 facilities or 31.5% had between 120-179 beds, 16 facilities or 7.9% had less than 60 beds, 7 or 3.4% had between 180 and 239, and one facility had more than 240 beds.

Table IX shows the bed count groups by county.

Patient Characteristics

Table X shows that there were 36,209 patients served by the 203 nursing homes in Mississippi during 2010. There was an increase of 750 patients reported served in 2010 than 2009. There were 23,954 patients, age 75 years and older, accounting for 66.2% of all patients served. Females comprised 23,489 or 64.9% of the patients served during 2010.

Beginning and ending patient census by sex are shown in Table XI. On December 31, 2010 there were 16,975 patients in skilled nursing facilities.

Total patient days are shown in Table XII along with the ambulation status of nursing home patients. During 2010 nursing homes reported 6,198,522 patient days, a decrease from 6,204,423 patient days reported in 2009. Approximately 39% skilled nursing facility patients were ambulant.

New Admissions

Table XIII indicates that 19,105 new patients were admitted in 2010, for an average of 94 new admissions per facility. New admissions increased by 616. Admissions from hospitals accounted for 16,135 or 84.5%; admissions from own or relatives home accounted for 1,588 or 8.3%; admissions from another nursing home accounted for 1,098 or 5.7% and the remaining 284 or 1.5 were admitted from other places.

Source of Payments

Table XIV reveals the fee sources for the 19,105 new admissions in 2010. The combined 16,978 Medicare and Medicaid funded patients were 88.9% of all fee sources. One thousand one hundred forty or 6%, of admissions were self-pay. VA sponsored admissions were 111 or 0.6% of fee sources. Eighteen Welfare and other admissions were reported. All other sources accounted for 4.5% or 859 admissions.

Discharges and Deaths

Table XV shows that live discharges accounted for 79.9% of patients discharged from nursing homes. The majority of these were to hospitals 42.5%, or homes 46.4%. Approximately 9% were transferred to another nursing facility, and the remaining 2.2% were discharged to other locations.

Table XVI displays total patient days, total admissions and total patients served by county for skilled nursing facilities.

Intermediate Care Facilities for the Mentally Retarded

There were 2,784 licensed ICF/MR beds in 2010. Alexander Milne Home for Women is now licensed as an ICF/MR increasing the number of ICF/MRs from 14 to 15.

The total patient census on December 31, 2010, was 2,670. This represents an ICF-MR occupancy rate of 96.4% and an average daily census of 2,678.

The total number of patients served during the year, 2,880 was a decrease of 21 from 2009.

Ownership

Table XVIII shows that 8 or 53.3% of the ICF/MRs were publicly owned and accounted for approximately 73.6% of all licensed ICF/MR beds. Proprietary ownership accounted for 5 or 24% of the beds. The remaining 65 beds were non-profit.

Employees

Employees at ICF/MRs are depicted in Table XIX. In 2010 4,980 people were employed at ICF/MR facilities. Approximately 96% of the employees are full-time. Nursing service employees, including R.N.s, L.P.N.s, Aides, and Orderlies, accounted for 3,259 or 65.4% of the total number of employees.

Beds

Table XX lists the 15 ICF/MR homes in alphabetical order, showing that all but 90 of the 2,784 licensed ICF/MR beds are set up and staffed. County of location is also shown.

Licensed beds, occupancy rates and average daily census are shown by county in Table XXI. Occupancy rates are calculated on licensed beds, therefore occupancy rates calculated on beds set up and staffed would be higher.

The state ICF/MR occupancy was 96.4% and the average daily census was 2,678.

Table XXII gives a breakdown by county of the number of licensed ICF/MR beds and the type of accommodation available by number of beds set up and staffed. The county having the most ICF/MR beds was Jones, with 757 beds licensed, followed by Lafayette County with 485 beds, Rankin County with 415, Simpson with 323 beds, Harrison with 240, Madison with 152, Lincoln and Oktibbeha with 140, and Coahoma with 132 beds.

Table XXIII shows that there were 2,784 licensed ICF/MR beds in Mississippi. Semi-private rooms accounted for 1,686 or 62.6% of the beds set up and staffed; wards accounted for 927 or 34.4%; and private rooms accounted for 81 or 3%.

Table XXIV shows that 6 or 40% of all ICF/MR facilities had between 120 and 179 beds, 4 facilities had more than 240 beds, 2 or 13.3% had between 180 and 239, 1 had between 60-119 or 6.7% and 2 had fewer than 60 beds. A county listing of licensed beds by type is depicted in Table XXV.

Patient Characteristics

Table XXVI shows that there were 2,880 patients served by the 15 ICF/MRs in Mississippi during 2010, for an average of 192 patients served per facility. There was a slight decrease of patients reported served in 2010 than 2009. Approximately 53% of ICF/MR patients were under 45 years of age, 37% were aged 45 to 64, and 10.2% were aged 65 and older. Males made up 56.7% of the ICF/MR population.

Beginning and ending patient census by sex are shown in Table XXVII. On December 31, 2009, there were 2,686 patients in ICF/MRs, and on December 31, 2010, there were 2,670 patients in ICF/MRs.

Total patient days by classification are shown in Table XXVIII along with the ambulation status of ICF/MR patients. During 2010 ICF/MRs reported 977,455 patient days, a slight increase from 965,087 patient days reported in 2009. Approximately 82% ICF/MR patients were ambulant.

New Admissions

Table XXIX indicates that 194 new patients were admitted in 2010, for an average of 12.9 new admissions per facility. New admissions decreased by 85 Admissions from home or relatives home accounted for 113 or 58.2% of all new admissions, 16 or 8.3% were admitted from hospitals, 47 or 24.2% were admitted from other nursing homes. The remaining 18 admissions, 9.3%, were admitted from other places.

Source of Payments

Table XXX reveals the fee sources for the 194 new admissions in 2010. Approximately 96.9% were Medicaid and Medicare admissions. The remaining 3.1% came from patients and/or relatives and other sources.

Discharges and Deaths

Live discharges and deaths decreased from 2009's statistics. Total number of live discharges and deaths are shown in Table XXXI. ICF/MR live discharges accounted for 78.6%. The majority of live discharges, 43.6%, were to homes, 4.8% were discharged to hospitals, 43.6% were transferred to another nursing home, and 7.9% were discharged to other places.

Table XXXII displays total patient days, total admissions and total patients served by county for ICF/MRs.

Psychiatric Residential Treatment Facilities

Total patient census on December 31, 2010 was 333. This represents a slight decrease over 2009.

Ownership

Table XXXIV shows that 57.2% of the 346 beds were proprietary, 25.4% were public and 17.3% were nonprofit.

Employees

Employees at psychiatric residential treatment facilities are depicted in Table XXXV. In 2010 958 people were employed, of which 78.9% were full-time. Nursing service employees including R.N.s, L.P.N.s, Aides and Orderlies accounted for 617 or 64.4% of the total number of employees.

Beds

Table XXXVI shows that all 346 licensed beds are set up and staffed.

Licensed beds, occupancy rates and average daily census are shown by county in Table XXXVII. The state psychiatric residential treatment facility occupancy rate was 94.1% and average daily census was 327.3.

Table XXXVIII gives a breakdown by county of the number of licensed psychiatric residential treatment facility beds and the type of accommodation available by number of beds set up and staffed.

Table XXXIX shows that there were 346 licensed psychiatric residential treatment facility beds in Mississippi. Semi-private rooms accounted for 156 or 45.1% of the beds set up and staffed, wards accounted for 133 or 38.4%, and 16.5% of the beds were private.

Patient Characteristics

Table XL shows that there were 1,033 patients served by the 7 facilities. All but 37 patients were under 18.

Beginning and ending patient census by sex are shown in Table XLI. On December 31, 2009 there were 321 patients in psychiatric residential treatment facilities and on December 31, 2010 there were 333 patients.

Total patient days are shown in Table XLII along with ambulation status. There were 119,475 patient days reported in 2010 and all 333 patients were ambulant.

New Admissions

Of the 712 new patients admitted during 2010, 32.2% were admitted from home, 57.9% were admitted from hospitals, 9.7% were admitted from other places. One patient was admitted from another nursing home.

Source of Payments

Table XLIV reveals that 550, 77.2%, new admissions during 2010 were admitted under Medicaid. The remaining 22.8% were admitted by relatives and other sources.

Discharges and Deaths

Of the 700 discharges, 63.7% returned home, 19.4% transferred to other places, and 16.9% were discharged to hospitals. No deaths were reported in 2010.

Table XLVI displays total patient days, total admissions and total patients served by county.

Personal Care Homes

One hundred sixty-six personal care homes responded to the survey, which represents an increase of 4 over those responding in 2009. The following personal care homes opened during 2010.

| County | Personal Care Home |
|----------|-------------------------------------|
| DeSoto | Life Pointe Village Assisted Living |
| George | Eva's Place |
| Harrison | Serenity Springs Personal Care Home |

| | |
|---------|---|
| Hinds | Autumn Light Shannel's Residential Care Home T's Personal Care Home |
| Lee | Homeplace of Saltillo |
| Madison | The Blake at Township |
| Rankin | Chateau Jorja Christopher's Court |
| Stone | Personal Care Home of Wiggins |
| Tate | Providence of Senatobia |
| Union | Pine Ridge Heart to Heart |

Heritage House of Castlewoods changed its name to Emeritus at Heritage House.

The following eleven personal care homes changed licensed bed capacity during the reporting period.

| | 2009 Beds | 2010 Beds |
|-------------------------------------|-----------|-----------|
| Atwood Personal Care Home #2 | 31 | 30 |
| Brandon Court | 5 | 6 |
| Daniel Assisted Living | 27 | 38 |
| Fern Brooke Personal Care Home | 15 | 18 |
| Friends Personal Care | 10 | 12 |
| Graceland of Grenada | 38 | 56 |
| Life Pointe Village Assisted Living | 78 | 101 |
| McAllisters Personal Care Home | 12 | 11 |
| Scott Del Cottage | 15 | 41 |
| Sparrow Hills | 10 | 15 |
| Woodland Court Personal Care | 24 | 41 |

The following 5 personal care homes closed or did not respond to the survey.

| County | Personal Care Home |
|----------|---|
| Copiah | The Oliver House |
| Harrison | Greenbriar Nursing Center |
| Hinds | Izora's Personal Care Home |
| Jones | Alexander Milane Home for Women converted to ICF/MR |
| Warren | Belmont Place Personal Care Home |
| Winston | J.R.S. & J Adult Care Center |

Table I

Nursing Facility Bed Count, Patient Census, Patients Served,
and New Admissions as of December 31, 2010

| | 2008 | 2009 | 2010 |
|---|-----------|-----------|-----------|
| Counties with Nursing Facilities on December 31 | 81 | 81 | 81 |
| Nursing Facilities on December 31: | 201 | 202 | 203 |
| Bed Count on December 31: | 19,021 | 19,156 | 19,146 |
| Patients on December 31: | 16,981 | 17,078 | 16,975 |
| Patients Served During the Year: | 34,488 | 35,459 | 36,209 |
| New Admissions During the Year: | 17,664 | 18,489 | 19,105 |
| Live Discharges During the Year: | 13,491 | 14,493 | 15,361 |
| Deaths During the Year: | 4,016 | 3,888 | 3,873 |
| Patient Days During the Year: | 6,151,056 | 6,204,423 | 6,198,522 |

Appendix B has data for 1961-2007

Table II

Nursing Facility Ownership by Licensed Beds
as of December 31, 2010

| | Nursing | | Licensed | |
|---------------|------------|---------------|---------------|---------------|
| | Facilities | Percent | Beds | Percent |
| Total | 203 | 100.00 | 19,146 | 100.00 |
| Proprietary | 135 | 66.50 | 13,118 | 68.52 |
| Nonprofit | 39 | 19.21 | 3,093 | 16.15 |
| Public | 28 | 13.79 | 2,875 | 15.02 |
| Public Leased | 1 | 0.49 | 60 | 0.31 |

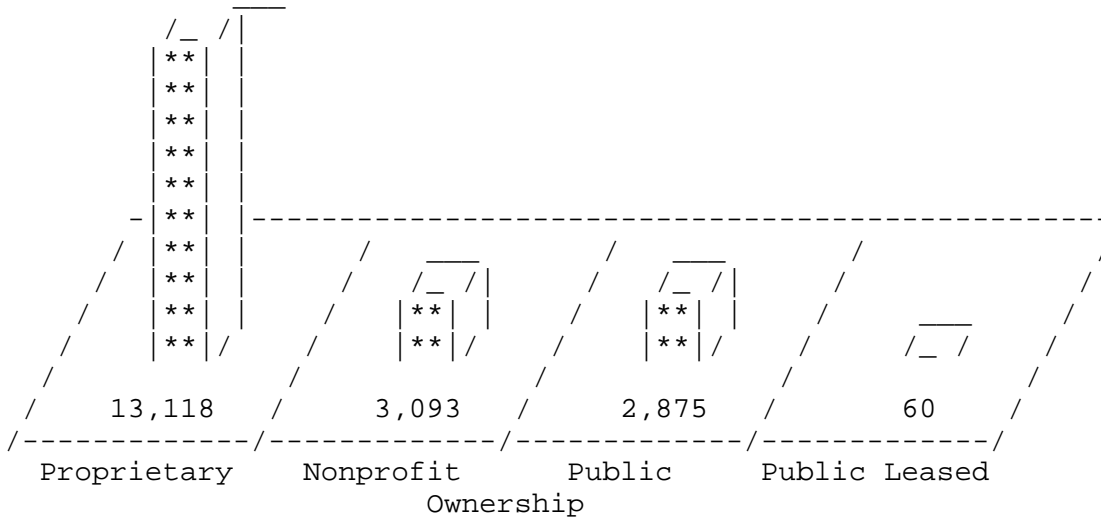
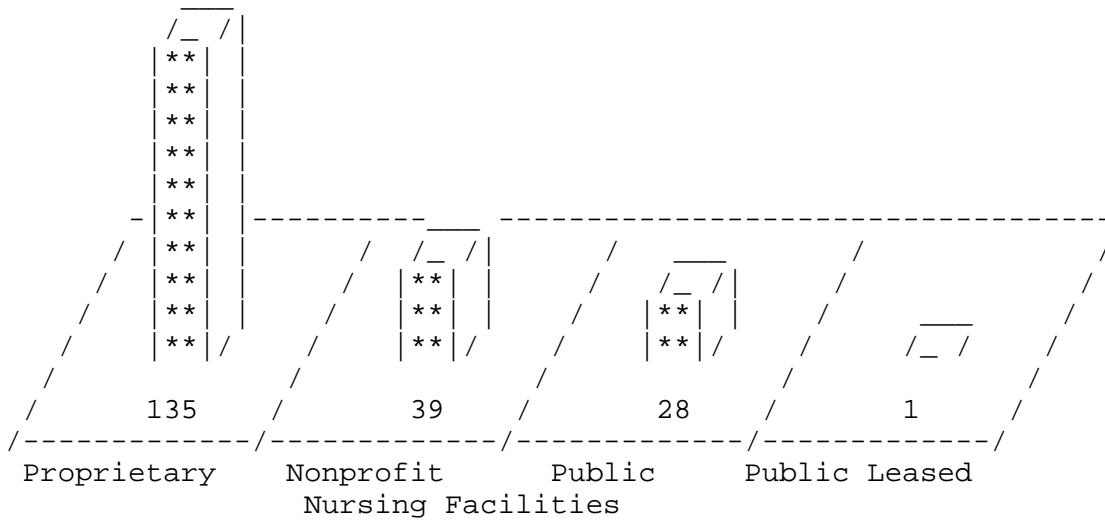


Table III

Nursing Facility Employees and Percentage Distribution
By Title and Whether Full-Time or Part-Time as of December 31, 2010

| Employees by Type | Total | | Full-Time | | Part-Time | |
|-------------------------|---------------|--------------|---------------|--------------|--------------|--------------|
| | Number | Percent | Number | Percent | Number | Percent |
| Total | 23,037 | 100.0 | 18,268 | 100.0 | 4,769 | 100.0 |
| Administrator | 249 | 1.1 | 231 | 1.3 | 18 | 0.4 |
| Clerical | 694 | 3.0 | 611 | 3.3 | 83 | 1.7 |
| R.N. | 1,914 | 8.3 | 1,344 | 7.4 | 570 | 12.0 |
| L.P.N. | 4,038 | 17.5 | 3,086 | 16.9 | 952 | 20.0 |
| Aide, Orderly | 9,195 | 39.9 | 7,726 | 42.3 | 1,469 | 30.8 |
| Maid, Housekeeper | 1,431 | 6.2 | 1,212 | 6.6 | 219 | 4.6 |
| Laundry Worker | 638 | 2.8 | 526 | 2.9 | 112 | 2.3 |
| Dietitian (ADA) | 175 | 0.8 | 18 | 0.1 | 157 | 3.3 |
| Food Service Supervisor | 243 | 1.1 | 223 | 1.2 | 20 | 0.4 |
| Cook, Other Food Worker | 2,085 | 9.1 | 1,729 | 9.5 | 356 | 7.5 |
| Physical Therapist | 227 | 1.0 | 100 | 0.5 | 127 | 2.7 |
| Pharmacist | 211 | 0.9 | 15 | 0.1 | 196 | 4.1 |
| Other | 1,937 | 8.4 | 1,447 | 7.9 | 490 | 10.3 |

Table IV

Licensed Bed Capacity and Beds Set Up and Staffed
for Nursing Facilities as of December 31, 2010

| Nursing Facility | County | Licensed Beds | Beds Set Up and Staffed |
|---------------------------------------|------------|------------------|----------------------------|
| Total | | 19,146 | 18,995 |
| Adams County Nursing Center | Adams | 100 | 100 |
| Arbor Walk Healthcare Center | Washington | 60 | 60 |
| Ashland Health and Rehab | Benton | 60 | 60 |
| Attala County Nursing Center | Attala | 120 | 120 |
| Aurora Health & Rehabilitation | Lowndes | 120 | 120 |
| Azalea Gardens Nursing Center | Stone | 103 | 103 |
| Baldwyn Nursing Facility | Lee | 107 | 107 |
| Bedford Alzheimer's Care Center | Forrest | 20 | 20 |
| Bedford Care Center of Hattiesburg | Forrest | 162 | 162 |
| Bedford Care Center of Marion | Lauderdale | 128 | 128 |
| Bedford Care Center of Mendenhall | Simpson | 60 | 60 |
| Bedford Care Center of Monroe Hall | Forrest | 60 | 60 |
| Bedford Care Center of Newton | Newton | 120 | 115 |
| Bedford Care Center of Petal | Forrest | 60 | 60 |
| Belhaven Senior Care | Hinds | 60 | 60 |
| Billdora Senior Care | Walthall | 77 | 77 |
| Biloxi Community Living Center | Harrison | 240 | 185 |
| Bolivar Medical Center Long Term Care | Bolivar | 35 | 35 |
| Boyington Health Care Facility | Harrison | 180 | 180 |
| Brandon Court | Rankin | 100 | 100 |
| Brandon Nursing & Rehab Center | Rankin | 230 | 230 |
| Briar Hill Rest Home | Rankin | 60 | 60 |
| Bruce Community Living Center | Calhoun | 35 | 35 |
| Calhoun Health Services Nursing Home | Calhoun | 120 | 120 |
| Camellia Estates | Pike | 30 | 30 |
| Care Center of Aberdeen | Monroe | 120 | 120 |
| Care Center of Laurel | Jones | 120 | 120 |
| Cedars Health Center | Lee | 140 | 140 |
| Chadwick Nursing & Rehab Center | Hinds | 102 | 100 |
| Choctaw County Nursing Center | Choctaw | 60 | 60 |
| Choctaw Residential Center | Neshoba | 120 | 120 |
| Claiborne County Senior Care | Claiborne | 77 | 77 |
| Clarksdale Nursing Center | Coahoma | 112 | 112 |
| Cleveland Nursing & Rehab Center | Bolivar | 120 | 120 |
| Clinton Healthcare | Hinds | 121 | 121 |
| ComfortCare Nursing Center | Jones | 126 | 126 |
| Community Place | Hinds | 60 | 60 |
| Compere's Nursing Home | Hinds | 60 | 60 |
| Copiah Living Center | Copiah | 60 | 60 |
| Cornerstone Health & Rehab | Alcorn | 95 | 95 |
| Cottage Grove Nursing Home | Hinds | 120 | 120 |
| Countrybrook Living Center | Lincoln | 121 | 121 |

Table IV Continued

Licensed Bed Capacity and Beds Set Up and Staffed
for Nursing Facilities as of December 31, 2010

| <u>Nursing Facility</u> | <u>County</u> | <u>Licensed Beds</u> | <u>Beds Set Up and Staffed</u> |
|--------------------------------------|---------------|--------------------------|------------------------------------|
| Courtyard Rehab & Healthcare | Pike | 145 | 145 |
| Courtyards | Itawamba | 66 | 66 |
| Covenant Health & Rehab Picayune | Pearl River | 120 | 120 |
| Covenant Health & Rehab of Vicksburg | Warren | 120 | 120 |
| Covington County Nursing Center | Covington | 60 | 60 |
| Crown Health & Rehab Natchez | Adams | 58 | 58 |
| Crystal Health & Rehab Greenwood | Leflore | 110 | 110 |
| DeSoto Healthcare Center | DeSoto | 120 | 120 |
| Dixie White House Nursing Home | Harrison | 60 | 60 |
| Driftwood Nursing Center | Harrison | 151 | 151 |
| Dugan Memorial Home | Clay | 60 | 60 |
| Dunbar Village | Hancock | 70 | 70 |
| Floy Dyer Manor | Chickasaw | 66 | 66 |
| Forest Hill Nursing Center | Hinds | 87 | 87 |
| Glenburney Nursing Home | Adams | 96 | 96 |
| Glenoaks Nursing Center | George | 60 | 60 |
| Golden Age Nursing Home | Leflore | 180 | 180 |
| Golden Living Center Amory | Monroe | 152 | 152 |
| Golden Living Center Batesville | Panola | 130 | 130 |
| Golden Living Center Brook Manor | Lincoln | 58 | 58 |
| Golden Living Center Carthage | Leake | 99 | 99 |
| Golden Living Center Eason Blvd | Lee | 120 | 120 |
| Golden Living Center Eupora | Webster | 119 | 119 |
| Golden Living Center Meridian | Lauderdale | 120 | 120 |
| Golden Living Center Ripley | Tippah | 140 | 140 |
| Golden Living Center Southaven | DeSoto | 140 | 140 |
| Golden Living Center Tylertown | Walthall | 60 | 60 |
| Grace Health & Rehab of Grenada | Grenada | 137 | 137 |
| Graceland Care Center of New Albany | Union | 120 | 120 |
| Graceland Care Center of Oxford | Lafayette | 180 | 180 |
| Graceland Care Center of Pontotoc | Pontotoc | 60 | 60 |
| Greenbough Nursing Center | Coahoma | 66 | 60 |
| Greenbriar Nursing Center | Harrison | 60 | 60 |
| Greene Rural Health Center | Greene | 60 | 60 |
| Grenada Living Center | Grenada | 110 | 110 |
| Hattiesburg Health & Rehab | Forrest | 184 | 182 |
| Haven Hall Healthcare Center | Lincoln | 81 | 81 |
| Heritage House Nursing Center | Warren | 60 | 60 |
| Heritage Manor Rolling Fork | Sharkey | 54 | 54 |
| Highland Home | Madison | 120 | 120 |
| Hillcrest Nursing Center | Simpson | 120 | 120 |
| Hilltop Mississippi Healthcare | Neshoba | 60 | 60 |
| Hinds County Nursing & Rehab Center | Hinds | 113 | 113 |
| Holmes County Long Term Care Center | Holmes | 80 | 80 |

Table IV Continued

Licensed Bed Capacity and Beds Set Up and Staffed
for Nursing Facilities as of December 31, 2010

| <u>Nursing Facility</u> | <u>County</u> | <u>Licensed Beds</u> | <u>Beds Set Up and Staffed</u> |
|---|---------------|--------------------------|------------------------------------|
| Humphreys County Nursing Center | Humphreys | 60 | 60 |
| J.G. Alexander Nursing Center | Newton | 60 | 60 |
| Jaquith Nursing Home Adams Inn | Rankin | 133 | 86 |
| Jaquith Nursing Home Jaquith Inn | Rankin | 87 | 82 |
| Jaquith Nursing Home Jefferson Inn | Rankin | 86 | 85 |
| Jaquith Nursing Home Madison Inn | Rankin | 85 | 80 |
| Jaquith Nursing Home Monroe Inn | Rankin | 88 | 88 |
| James T Champion Nursing Facility | Lauderdale | 120 | 120 |
| Jasper County Nursing Home | Jasper | 110 | 110 |
| Jefferson County Nursing Home | Jefferson | 60 | 59 |
| Jefferson Davis Community Hospital ECF | Jeff Davis | 60 | 60 |
| Jones County Rest Home | Jones | 122 | 118 |
| Joy Health & Health of Cleveland | Bolivar | 75 | 75 |
| Lackey Convalescent Home | Scott | 20 | 20 |
| Lakeland Nursing & Rehab | Hinds | 105 | 105 |
| Lakeside Living Center | Clarke | 120 | 120 |
| Lakeview Nursing Center | Harrison | 105 | 104 |
| Landmark of DeSoto | DeSoto | 60 | 60 |
| Laurelwood Community Living Center | Jones | 60 | 60 |
| Lawrence County Nursing Center | Lawrence | 60 | 60 |
| Leake Memorial ECF | Leake | 44 | 44 |
| Leakesville Rehab & Nursing Center | Greene | 60 | 60 |
| Legacy Manor Nursing & Rehab | Washington | 60 | 60 |
| Lexington Manor Senior Care | Holmes | 68 | 68 |
| Liberty Community Living Center | Amite | 80 | 80 |
| Liberty Health & Rehab Indianola | Sunflower | 75 | 75 |
| Longwood Community Living Center | Prentiss | 64 | 64 |
| Louisville Healthcare | Winston | 60 | 60 |
| Madison County Nursing Home | Madison | 95 | 95 |
| Magnolia Senior Care | Hinds | 60 | 60 |
| Manhattan Nursing & Rehab Center | Hinds | 180 | 180 |
| Martha Coker Greenhouse Homes | Yazoo | 60 | 60 |
| McComb Nursing & Rehab Center | Pike | 140 | 140 |
| Meadville Convalescent Home | Franklin | 60 | 60 |
| Meridian Community Living Center | Lauderdale | 58 | 58 |
| Methodist Specialty Care Center | Rankin | 60 | 60 |
| Mississippi Care Center of Alcorn County | Alcorn | 125 | 125 |
| Mississippi Care Center of Dekalb | Kemper | 60 | 60 |
| Mississippi Care Center of Greenville | Washington | 116 | 116 |
| Mississippi Care Center of Morton | Scott | 120 | 120 |
| Mississippi State Veterans Home Collins | Covington | 150 | 150 |
| Mississippi State Veterans Home Jackson | Hinds | 150 | 150 |
| Mississippi State Veterans Home Kosciusko | Attala | 150 | 150 |
| Mississippi State Veterans Home Oxford | Lafayette | 150 | 150 |

Table IV Continued

Licensed Bed Capacity and Beds Set Up and Staffed
for Nursing Facilities as of December 31, 2010

| <u>Nursing Facility</u> | <u>County</u> | <u>Licensed Beds</u> | <u>Beds Set Up and Staffed</u> |
|--|---------------|--------------------------|------------------------------------|
| Neshoba County Nursing Home | Neshoba | 160 | 160 |
| Noxubee County Nursing Home | Noxubee | 60 | 60 |
| Oak Grove Retirement Home | Bolivar | 60 | 60 |
| Oasis Health & Rehab of Yazoo | Yazoo | 180 | 180 |
| Ocean Springs Nursing Center | Jackson | 115 | 115 |
| Oxford Health & Rehab Center | Lamar | 120 | 120 |
| Pearl River County Nursing Home | Pearl River | 126 | 126 |
| Perry County Nursing Center | Perry | 60 | 60 |
| Pine Crest Guest Home | Copiah | 120 | 120 |
| Pine View Health Care Center | Wayne | 90 | 90 |
| Plaza Community Living Center | Jackson | 120 | 120 |
| Pleasant Hills Community Living Center | Hinds | 120 | 120 |
| Pontotoc Nursing Home | Pontotoc | 44 | 44 |
| Poplar Springs Nursing Center | Lauderdale | 130 | 130 |
| Queen City Nursing Center | Lauderdale | 84 | 84 |
| Quitman County Nursing Home | Quitman | 60 | 60 |
| Reginald P White Nursing Facility | Lauderdale | 120 | 120 |
| Rest Haven Health & Rehab | Tippah | 60 | 60 |
| River Chase Village | Jackson | 60 | 60 |
| River Heights Healthcare Center | Washington | 60 | 60 |
| River Place Nursing Center | Monroe | 60 | 60 |
| Riverview Nursing & Rehab Center | Leflore | 120 | 120 |
| Rolling Acres Retirement Center | Smith | 121 | 121 |
| Ruleville Nursing & Rehab Center | Sunflower | 109 | 109 |
| Sardis Community Nursing Home | Panola | 60 | 60 |
| Senatobia Convalescent Center & Rehab | Tate | 120 | 120 |
| Shady Lawn Health & Rehab | Warren | 100 | 91 |
| Shearer Richardson Memorial Nursing Home | Chickasaw | 73 | 73 |
| Shelby Nursing & Rehab Center | Bolivar | 60 | 60 |
| Silver Cross Home | Lincoln | 60 | 60 |
| Singing River Rehab & Nursing Center | Jackson | 160 | 160 |
| Song Health & Rehab of Columbia | Marion | 119 | 119 |
| St Catherine's Village Siena Center | Madison | 120 | 120 |
| Starkville Manor | Oktibbeha | 119 | 119 |
| Stone County Nursing & Rehab Center | Stone | 59 | 59 |
| Sunplex Subacute Center | Jackson | 73 | 73 |
| Sunshine Health Care | Pontotoc | 60 | 60 |
| Tallahatchie General Hospital ECF | Tallahatchie | 98 | 98 |
| The Arbor | Madison | 60 | 60 |
| The Carrington Nursing Center | Oktibbeha | 60 | 60 |
| The Grove | Marion | 80 | 80 |
| The Landmark Nursing & Rehab Center | Prentiss | 80 | 80 |
| The Meadows of Fulton | Itawamba | 130 | 130 |
| The Myrtles Nursing Center | Marion | 98 | 98 |

Table IV Continued

Licensed Bed Capacity and Beds Set Up and Staffed
for Nursing Facilities as of December 31, 2010

| <u>Nursing Facility</u> | <u>County</u> | <u>Licensed Beds</u> | <u>Beds Set Up and Staffed</u> |
|--|---------------|--------------------------|------------------------------------|
| The Nichols Center | Madison | 60 | 60 |
| The Oaks Rehab & Healthcare Center | Lauderdale | 82 | 80 |
| The Windham House of Hattiesburg | Lamar | 60 | 60 |
| Tippah County Nursing Home | Tippah | 40 | 40 |
| Tishomingo Community Living Center | Tishomingo | 73 | 73 |
| Tishomingo Manor | Tishomingo | 105 | 105 |
| Trinity Healthcare | Lowndes | 60 | 60 |
| Trinity Mission Health Rehab Clinton | Hinds | 145 | 145 |
| Trinity Mission Health Rehab Great Oaks | Marshall | 60 | 60 |
| Trinity Mission Health Rehab Holly Springs | Marshall | 120 | 120 |
| Tunica Nursing Home | Tunica | 60 | 60 |
| Tupelo Nursing & Rehab Center | Lee | 120 | 120 |
| Union County Health & Rehab Center | Union | 60 | 60 |
| Vaiden Community Living Center | Carroll | 60 | 60 |
| Vicksburg Convalescent Home | Warren | 100 | 95 |
| Vineyard Court Nursing Center | Lowndes | 60 | 60 |
| Walter B Crook Nursing Facility | Sunflower | 60 | 60 |
| Washington Care Center | Washington | 60 | 60 |
| Webster Health Services LTC | Webster | 36 | 35 |
| West Point Community Living Center | Clay | 120 | 120 |
| Whitfield Nursing Home | Alcorn | 44 | 44 |
| Wilkinson County Senior Care | Wilkinson | 105 | 105 |
| Willow Creek | Hinds | 88 | 88 |
| Windsor Place Nursing & Rehab | Lowndes | 140 | 140 |
| Winona Manor Healthcare | Montgomery | 120 | 120 |
| Winston County Nursing Home | Winston | 120 | 120 |
| Wisteria Gardens | Rankin | 52 | 52 |
| Woodland Village Nursing Center | Hancock | 132 | 132 |
| Yalobusha County Nursing Home | Yalobusha | 122 | 122 |

Table V

2010 Nursing Facility Licensed Beds, Occupancy Rates
and Average Daily Census

| Facility | Licensed Beds | Occupancy Rate | Average Daily Census |
|---|------------------|-------------------|----------------------------|
| Total | 19,146 | 88.70 | 16,973.39 |
| Adams County | 254 | 88.04 | 222.30 |
| Adams County Nursing Center | 100 | 84.88 | 84.88 |
| Crown Health & Rehab Natchez | 58 | 91.20 | 52.90 |
| Glenburney Nursing Home | 96 | 88.04 | 84.52 |
| Alcorn County | 264 | 85.43 | 232.00 |
| Cornerstone Health & Rehab | 95 | 94.42 | 89.70 |
| Mississippi Care Center of Alcorn County | 125 | 87.72 | 109.66 |
| Whitfield Nursing Home | 44 | 74.16 | 32.64 |
| Amite County | | | |
| Liberty Community Living Center | 80 | 97.28 | 77.82 |
| Attala County | 270 | 87.80 | 238.94 |
| Attala County Nursing Center | 120 | 81.50 | 97.80 |
| Mississippi State Veterans Home Kosciusko | 150 | 94.10 | 141.14 |
| Benton County | | | |
| Ashland Health and Rehab | 60 | 85.62 | 51.36 |
| Bolivar County | 350 | 93.77 | 326.40 |
| Bolivar Medical Center LTC | 35 | 98.72 | 34.56 |
| Cleveland Nursing & Rehab Center | 120 | 93.98 | 112.76 |
| Joy Health & Health of Cleveland | 75 | 89.08 | 66.82 |
| Oak Grove Retirement Home | 60 | 92.76 | 55.66 |
| Shelby Nursing & Rehab Center | 60 | 94.32 | 56.60 |
| Calhoun County | 155 | 89.49 | 135.94 |
| Bruce Community Living Center | 35 | 92.74 | 32.46 |
| Calhoun Health Services Nursing Home | 120 | 86.24 | 103.48 |
| Carroll County | | | |
| Vaiden Community Living Center | 60 | 91.72 | 55.04 |
| Chickasaw County | 139 | 92.94 | 128.82 |
| Floy Dyer Manor | 66 | 98.30 | 64.88 |
| Shearer Richardson Memorial Nursing Home | 73 | 87.58 | 63.94 |
| Choctaw County | | | |
| Choctaw County Nursing Center | 60 | 88.20 | 52.92 |

Table V Continued

2010 Nursing Facility Licensed Beds, Occupancy Rates
and Average Daily Census

| Facility | Licensed Beds | Occupancy Rate | Average Daily Census |
|---|------------------|-------------------|----------------------------|
| Claiborne County | | | |
| Claiborne County Senior Care | 77 | 76.54 | 58.94 |
| Clarke County | | | |
| Lakeside Living Center | 120 | 96.66 | 116.00 |
| Clay County | 180 | 82.93 | 143.28 |
| Dugan Memorial Home | 60 | 92.92 | 55.76 |
| West Point Community Living Center | 120 | 72.94 | 87.52 |
| Coahoma County | 178 | 86.60 | 153.72 |
| Clarksdale Nursing Center | 112 | 85.66 | 95.94 |
| Greenbough Nursing Center | 66 | 87.54 | 57.78 |
| Copiah County | 180 | 86.37 | 151.14 |
| Copiah Living Center | 60 | 93.60 | 56.16 |
| Pine Crest Guest Home | 120 | 79.14 | 94.98 |
| Covington County | 210 | 96.15 | 203.18 |
| Covington County Nursing Center | 60 | 94.76 | 56.86 |
| Mississippi State Veterans Home Collins | 150 | 97.54 | 146.32 |
| DeSoto County | 320 | 92.36 | 298.38 |
| DeSoto Healthcare Center | 120 | 92.68 | 111.22 |
| Golden Living Center Southaven | 140 | 95.64 | 133.90 |
| Landmark of DeSoto | 60 | 88.76 | 53.26 |
| Forrest County | 486 | 93.79 | 446.22 |
| Bedford Alzheimer's Care Center | 20 | 95.24 | 19.04 |
| Bedford Care Center of Hattiesburg | 162 | 81.72 | 132.38 |
| Bedford Care Center of Monroe Hall | 60 | 98.06 | 58.84 |
| Bedford Care Center of Petal | 60 | 97.48 | 58.48 |
| Hattiesburg Health & Rehab | 184 | 96.46 | 177.48 |
| Franklin County | | | |
| Meadville Convalescent Home | 60 | 95.92 | 57.56 |
| George County | | | |
| Glenoaks Nursing Center | 60 | 90.06 | 54.04 |

Table V Continued

2010 Nursing Facility Licensed Beds, Occupancy Rates
and Average Daily Census

| Facility | Licensed Beds | Occupancy Rate | Average Daily Census |
|---|------------------|-------------------|----------------------------|
| Greene County | 120 | 81.99 | 98.40 |
| Greene Rural Health Center | 60 | 96.72 | 58.04 |
| Leakesville Rehab & Nursing Center | 60 | 67.26 | 40.36 |
| Grenada County | 247 | 87.96 | 216.72 |
| Grace Health & Rehab of Grenada | 137 | 85.90 | 117.68 |
| Grenada Living Center | 110 | 90.02 | 99.04 |
| Hancock County | 202 | 86.41 | 175.78 |
| Dunbar Village | 70 | 84.42 | 59.10 |
| Woodland Village Nursing Center | 132 | 88.40 | 116.68 |
| Harrison County | 796 | 78.31 | 617.14 |
| Biloxi Community Living Center | 240 | 64.16 | 154.00 |
| Boyington Health Care Facility | 180 | 85.00 | 153.00 |
| Dixie White House Nursing Home | 60 | 50.20 | 30.12 |
| Driftwood Nursing Center | 151 | 83.78 | 126.50 |
| Greenbriar Nursing Center | 60 | 94.48 | 56.68 |
| Lakeview Nursing Center | 105 | 92.22 | 96.84 |
| Hinds County | 1,571 | 92.30 | 1,449.74 |
| Belhaven Senior Care | 60 | 92.64 | 55.58 |
| Chadwick Nursing & Rehab Center | 102 | 93.52 | 95.40 |
| Clinton Healthcare | 121 | 92.34 | 111.72 |
| Compere's Nursing Home | 60 | 93.30 | 55.98 |
| Cottage Grove Nursing Home | 120 | 82.22 | 98.68 |
| Community Place | 60 | 96.48 | 57.88 |
| Forest Hill Nursing Center | 87 | 93.56 | 81.40 |
| Hinds County Nursing & Rehab Center | 113 | 76.90 | 86.90 |
| Lakeland Nursing & Rehab | 105 | 95.26 | 100.04 |
| Magnolia Senior Care | 60 | 94.62 | 56.78 |
| Manhattan Nursing & Rehab Center | 180 | 97.98 | 176.36 |
| Mississippi State Veterans Home Jackson | 150 | 92.36 | 138.52 |
| Pleasant Hills Community Living Center | 120 | 95.44 | 114.52 |
| Trinity Mission Health Rehab Clinton | 145 | 95.96 | 139.12 |
| Willow Creek | 88 | 91.88 | 80.86 |
| Holmes County | 148 | 86.60 | 126.92 |
| Holmes County Long Term Care Center | 80 | 76.12 | 60.90 |
| Lexington Manor Senior Care | 68 | 97.08 | 66.02 |
| Humphreys County | | | |
| Humphreys County Nursing Center | 60 | 90.24 | 54.14 |

Table V Continued

2010 Nursing Facility Licensed Beds, Occupancy Rates
and Average Daily Census

| Facility | Licensed Beds | Occupancy Rate | Average Daily Census |
|--|------------------|-------------------|----------------------------|
| Itawamba County | 196 | 93.78 | 183.72 |
| Courtyards | 66 | 93.92 | 61.98 |
| The Meadows of Fulton | 130 | 93.64 | 121.74 |
| Jackson County | 528 | 79.00 | 414.24 |
| Ocean Springs Nursing Center | 115 | 88.36 | 101.62 |
| Plaza Community Living Center | 120 | 88.38 | 106.06 |
| River Chase Village | 60 | 72.72 | 44.84 |
| Singing River Rehab & Nursing Center | 160 | 63.04 | 100.86 |
| Sunplex Subacute Center | 73 | 83.38 | 60.86 |
| Jasper County | | | |
| Jasper County Nursing Home | 110 | 98.52 | 108.38 |
| Jefferson County | | | |
| Jefferson County Nursing Home | 60 | 93.22 | 55.92 |
| Jeff Davis County | | | |
| Jefferson Davis Community Hospital ECF | 60 | 97.96 | 58.78 |
| Jones County | 428 | 88.12 | 375.34 |
| Care Center of Laurel | 120 | 83.12 | 99.74 |
| ComfortCare Nursing Center | 126 | 98.78 | 124.46 |
| Jones County Rest Home | 122 | 78.72 | 96.02 |
| Laurelwood Community Living Center | 60 | 91.86 | 55.12 |
| Kemper County | | | |
| Mississippi Care Center of Dekalb | 60 | 94.54 | 56.72 |
| Lafayette County | 330 | 91.70 | 301.80 |
| Graceland Care Center of Oxford | 180 | 88.94 | 160.10 |
| Mississippi State Veterans Home Oxford | 150 | 94.46 | 141.70 |
| Lamar County | 180 | 75.51 | 128.88 |
| Oxford Health & Rehab Center | 120 | 63.80 | 76.56 |
| The Windham House of Hattiesburg | 60 | 87.22 | 52.32 |
| Lauderdale County | 842 | 81.33 | 674.62 |
| Bedford Care Center of Marion | 128 | 49.14 | 62.90 |
| Golden Living Center Meridian | 120 | 98.16 | 117.80 |
| James T Champion Nursing Facility | 120 | 54.06 | 64.88 |
| Meridian Community Living Center | 58 | 81.56 | 47.30 |
| Poplar Springs Nursing Center | 130 | 87.02 | 113.12 |

Table V Continued

2010 Nursing Facility Licensed Beds, Occupancy Rates
and Average Daily Census

| Facility | Licensed Beds | Occupancy Rate | Average Daily Census |
|--|-------------------------------------|--|---|
| Queen City Nursing Center | 84 | 92.38 | 77.60 |
| Reginald P White Nursing Facility | 120 | 96.30 | 115.56 |
| The Oaks Rehab & Healthcare Center | 82 | 92.02 | 75.46 |
| Lawrence County Lawrence County Nursing Center | 60 | 97.24 | 58.34 |
| Leake County Golden Living Center Carthage Leake Memorial ECF | 143 99 44 | 97.47 95.82 99.12 | 138.50 94.88 43.62 |
| Lee County Baldwyn Nursing Facility Cedars Health Center Golden Living Center Eason Blvd Tupelo Nursing & Rehab Center | 487 107 140 120 120 | 95.90 93.74 97.46 94.76 97.64 | 467.66 100.32 136.46 113.72 117.16 |
| Leflore County Crystal Health & Rehab Greenwood Golden Age Nursing Home Riverview Nursing & Rehab Center | 410 110 180 120 | 82.06 90.00 97.96 58.22 | 336.22 90.00 176.34 69.88 |
| Lincoln County Countrybrook Living Center Golden Living Center Brook Manor Haven Hall Healthcare Center Silver Cross Home | 320 121 58 81 60 | 94.11 89.36 95.46 91.62 100.00 | 297.70 108.12 55.36 74.22 60.00 |
| Lowndes County Aurora Health & Rehabilitation Trinity Healthcare Vineyard Court Nursing Center Windsor Place Nursing & Rehab | 380 120 60 60 140 | 86.66 82.78 88.72 81.78 93.36 | 322.33 99.32 53.24 49.07 130.70 |
| Madison County Highland Home Madison County Nursing Home St Catherine's Village SC The Arbor The Nichols Center | 455 120 95 120 60 60 | 88.61 94.22 97.08 94.28 63.76 93.72 | 412.92 113.06 92.22 113.14 38.26 56.24 |

Table V Continued

2010 Nursing Facility Licensed Beds, Occupancy Rates
and Average Daily Census

| Facility | Licensed Beds | Occupancy Rate | Average Daily Census |
|--|------------------|-------------------|----------------------------|
| Marion County | 297 | 89.64 | 263.48 |
| Song Health & Rehab of Columbia | 119 | 82.78 | 98.50 |
| The Grove | 80 | 96.74 | 77.38 |
| The Myrtles Nursing Center | 98 | 89.40 | 87.60 |
| Marshall County | 180 | 78.59 | 152.62 |
| Trinity Mission Health Rehab Great Oaks | 60 | 60.00 | 36.00 |
| Trinity Mission Health Rehab Holly Springs | 120 | 97.18 | 116.62 |
| Monroe County | 332 | 90.64 | 297.70 |
| Care Center of Aberdeen | 120 | 83.36 | 100.04 |
| Golden Living Center Amory | 152 | 91.86 | 139.64 |
| River Place Nursing Center | 60 | 96.70 | 58.02 |
| Montgomery County | | | |
| Winona Manor Healthcare | 120 | 89.74 | 107.70 |
| Neshoba County | 340 | 89.59 | 304.34 |
| Choctaw Residential Center | 120 | 78.00 | 93.60 |
| Hilltop Mississippi Healthcare | 60 | 94.48 | 56.70 |
| Neshoba County Nursing Home | 160 | 96.28 | 154.04 |
| Newton County | 180 | 91.28 | 161.48 |
| Bedford Care Center of Newton | 120 | 86.56 | 103.88 |
| J.G. Alexander Nursing Center | 60 | 96.00 | 57.60 |
| Noxubee County | | | |
| Noxubee County Nursing Home | 60 | 91.90 | 55.14 |
| Oktibbeha County | 179 | 93.99 | 167.84 |
| The Carrington Nursing Center | 60 | 94.70 | 56.82 |
| Starkville Manor | 119 | 93.28 | 111.02 |
| Panola County | 190 | 91.13 | 174.88 |
| Golden Living Center Batesville | 130 | 93.62 | 121.70 |
| Sardis Community Nursing Home | 60 | 88.64 | 53.18 |
| Pearl River County | 246 | 83.74 | 205.60 |
| Covenant Health & Rehab Picayune | 120 | 90.16 | 108.18 |
| Pearl River County Nursing Home | 126 | 77.32 | 97.42 |
| Perry County | | | |
| Perry County Nursing Center | 60 | 94.14 | 56.48 |

Table V Continued

2010 Nursing Facility Licensed Beds, Occupancy Rates
and Average Daily Census

| Facility | Licensed Beds | Occupancy Rate | Average Daily Census |
|-------------------------------------|------------------|-------------------|----------------------------|
| Pike County | 315 | 92.12 | 292.60 |
| Camellia Estates | 30 | 89.88 | 26.96 |
| Courtyard Rehab & Healthcare | 145 | 91.24 | 132.30 |
| McComb Nursing & Rehab Center | 140 | 95.24 | 133.34 |
| Pontotoc County | 164 | 96.95 | 158.60 |
| Graceland Care Center of Pontotoc | 60 | 97.30 | 58.38 |
| Pontotoc Nursing Home | 44 | 99.46 | 43.76 |
| Sunshine Health Care | 60 | 94.10 | 56.46 |
| Prentiss County | 144 | 86.55 | 123.10 |
| Longwood Community Living Center | 64 | 96.04 | 61.46 |
| The Landmark Nursing & Rehab Center | 80 | 77.06 | 61.64 |
| Quitman County | | | |
| Quitman County Nursing Home | 60 | 95.72 | 57.44 |
| Rankin County | 981 | 90.47 | 882.46 |
| Brandon Court | 100 | 90.44 | 90.44 |
| Brandon Nursing & Rehab Center | 230 | 97.50 | 224.24 |
| Briar Hill Rest Home | 60 | 92.16 | 55.30 |
| Jaquith Nursing Home Adams Inn | 133 | 63.32 | 84.22 |
| Jaquith Nursing Home Jaquith Inn | 87 | 92.50 | 80.46 |
| Jaquith Nursing Home Jefferson Inn | 86 | 92.78 | 79.80 |
| Jaquith Nursing Home Madison Inn | 85 | 92.30 | 78.44 |
| Jaquith Nursing Home Monroe Inn | 88 | 95.20 | 83.78 |
| Methodist Specialty Care Center | 60 | 96.76 | 58.06 |
| Wisteria Gardens | 52 | 91.78 | 47.72 |
| Scott County | 140 | 97.68 | 136.94 |
| Lackey Convalescent Home | 20 | 97.50 | 19.50 |
| Mississippi Care Center of Morton | 120 | 97.86 | 117.44 |
| Sharkey County | | | |
| Heritage Manor Rolling Fork | 54 | 95.56 | 51.60 |
| Simpson County | 180 | 95.37 | 171.30 |
| Bedford Care Center of Mendenhall | 60 | 95.96 | 57.58 |
| Hillcrest Nursing Center | 120 | 94.78 | 113.72 |
| Smith County | | | |
| Rolling Acres Retirement Center | 121 | 77.10 | 93.28 |

Table V Continued

2010 Nursing Facility Licensed Beds, Occupancy Rates
and Average Daily Census

| Facility | Licensed Beds | Occupancy Rate | Average Daily Census |
|---------------------------------------|------------------|-------------------|----------------------------|
| Stone County | 162 | 70.97 | 117.84 |
| Azalea Gardens Nursing Center | 103 | 77.48 | 79.80 |
| Stone County Nursing & Rehab Center | 59 | 64.46 | 38.04 |
| Sunflower County | 244 | 94.27 | 232.02 |
| Liberty Health & Rehab Indianola | 75 | 92.56 | 69.42 |
| Ruleville Nursing & Rehab Center | 109 | 98.86 | 107.76 |
| Walter B Crook Nursing Facility | 60 | 91.40 | 54.84 |
| Tallahatchie County | | | |
| Tallahatchie General Hospital ECF | 98 | 60.46 | 59.24 |
| Tate County | | | |
| Senatobia Convalescent Center & Rehab | 120 | 94.40 | 113.28 |
| Tippah County | 240 | 91.15 | 222.42 |
| Golden Living Center Ripley | 140 | 96.90 | 135.66 |
| Rest Haven Health & Rehab | 60 | 80.70 | 48.42 |
| Tippah County Nursing Home | 40 | 95.86 | 38.34 |
| Tishomingo County | 178 | 92.98 | 164.96 |
| Tishomingo Community Living Center | 73 | 94.72 | 69.14 |
| Tishomingo Manor | 105 | 91.24 | 95.82 |
| Tunica County | | | |
| Tunica Nursing Home | 60 | 92.34 | 55.40 |
| Union County | 180 | 91.43 | 161.94 |
| Graceland Care Center of New Albany | 120 | 87.04 | 104.44 |
| Union County Health & Rehab Center | 60 | 95.82 | 57.50 |
| Walthall County | 137 | 92.42 | 126.12 |
| Billdora Senior Care | 77 | 89.62 | 69.00 |
| Golden Living Center Tylertown | 60 | 95.22 | 57.12 |
| Warren County | 380 | 86.39 | 325.48 |
| Covenant Health & Rehab of Vicksburg | 120 | 86.62 | 103.94 |
| Heritage House Nursing Center | 60 | 93.46 | 56.08 |
| Shady Lawn Health & Rehab | 100 | 80.52 | 80.52 |
| Vicksburg Convalescent Home | 100 | 84.94 | 84.94 |

Table V Continued

2010 Nursing Facility Licensed Beds, Occupancy Rates
and Average Daily Census

| Facility | Licensed Beds | Occupancy Rate | Average Daily Census |
|---------------------------------------|------------------|-------------------|----------------------------|
| Washington County | 356 | 87.02 | 315.32 |
| Arbor Walk Healthcare Center | 60 | 77.68 | 46.62 |
| Legacy Manor Nursing & Rehab | 60 | 95.10 | 57.06 |
| Mississippi Care Center of Greenville | 116 | 96.90 | 112.40 |
| River Heights Healthcare Center | 60 | 72.82 | 43.68 |
| Washington Care Center | 60 | 92.60 | 55.56 |
| Wayne County | | | |
| Pine View Health Care Center | 90 | 96.70 | 87.02 |
| Webster County | 155 | 90.25 | 136.48 |
| Golden Living Center Eupora | 119 | 86.16 | 102.52 |
| Webster Health Services LTC | 36 | 94.34 | 33.96 |
| Wilkinson County | | | |
| Wilkinson County Senior Care | 105 | 92.08 | 96.70 |
| Winston County | 180 | 89.57 | 160.10 |
| Louisville Healthcare | 60 | 91.46 | 54.88 |
| Winston County Nursing Home | 120 | 87.68 | 105.22 |
| Yalobusha County | | | |
| Yalobusha County Nursing Home | 122 | 96.60 | 117.86 |
| Yazoo County | 240 | 93.45 | 221.72 |
| Martha Coker Greenhouse Homes | 60 | 95.58 | 57.34 |
| Oasis Health & Rehab of Yazoo | 180 | 91.32 | 164.38 |

Table VI Continued

Nursing Facility Bed Count by County and Type of Accommodation
as of December 31, 2010

| County | Licensed | | | | |
|--------------|---------------|----------------|--------------|---------------|------------|
| | Bed Total | Beds Set Up | Private | Semi-Private | Ward |
| Total | 19,146 | 18,995 | 3,150 | 14,936 | 909 |
| Adams | 254 | 254 | 12 | 234 | 8 |
| Alcorn | 264 | 264 | 36 | 228 | 0 |
| Amite | 80 | 80 | 0 | 80 | 0 |
| Attala | 270 | 270 | 16 | 242 | 12 |
| Benton | 60 | 60 | 4 | 56 | 0 |
| Bolivar | 350 | 350 | 50 | 248 | 52 |
| Calhoun | 155 | 155 | 31 | 124 | 0 |
| Carroll | 60 | 60 | 16 | 44 | 0 |
| Chickasaw | 139 | 139 | 75 | 64 | 0 |
| Choctaw | 60 | 60 | 36 | 24 | 0 |
| Claiborne | 77 | 77 | 3 | 74 | 0 |
| Clarke | 120 | 120 | 6 | 114 | 0 |
| Clay | 180 | 180 | 28 | 152 | 0 |
| Coahoma | 178 | 172 | 6 | 166 | 0 |
| Copiah | 180 | 180 | 22 | 158 | 0 |
| Covington | 210 | 210 | 16 | 182 | 12 |
| DeSoto | 320 | 320 | 42 | 278 | 0 |
| Forrest | 486 | 484 | 56 | 422 | 6 |
| Franklin | 60 | 60 | 12 | 48 | 0 |
| George | 60 | 60 | 4 | 56 | 0 |
| Greene | 120 | 120 | 42 | 78 | 0 |
| Grenada | 247 | 247 | 12 | 184 | 51 |
| Hancock | 202 | 202 | 40 | 162 | 0 |
| Harrison | 796 | 740 | 73 | 658 | 9 |
| Hinds | 1,571 | 1,569 | 181 | 1,226 | 162 |
| Holmes | 148 | 148 | 8 | 140 | 0 |
| Humphreys | 60 | 60 | 2 | 58 | 0 |
| Issaquena | 0 | 0 | 0 | 0 | 0 |
| Itawamba | 196 | 196 | 22 | 174 | 0 |
| Jackson | 528 | 528 | 74 | 430 | 24 |
| Jasper | 110 | 110 | 58 | 46 | 6 |
| Jefferson | 60 | 59 | 9 | 50 | 0 |
| Jeff Davis | 60 | 60 | 28 | 32 | 0 |
| Jones | 428 | 424 | 20 | 400 | 4 |
| Kemper | 60 | 60 | 4 | 56 | 0 |
| Lafayette | 330 | 330 | 28 | 290 | 12 |
| Lamar | 180 | 180 | 32 | 148 | 0 |
| Lauderdale | 842 | 840 | 78 | 754 | 8 |
| Lawrence | 60 | 60 | 10 | 50 | 0 |
| Leake | 143 | 143 | 43 | 100 | 0 |
| Lee | 487 | 487 | 168 | 280 | 39 |

Table VI Continued

Nursing Facility Bed Count by County and Type of Accommodation
as of December 31, 2010

| County | Licensed | | | | |
|--------------|--------------|----------------|---------|--------------|------|
| | Bed Total | Beds Set Up | Private | Semi-Private | Ward |
| Leflore | 410 | 410 | 74 | 336 | 0 |
| Lincoln | 320 | 320 | 22 | 298 | 0 |
| Lowndes | 380 | 380 | 51 | 308 | 21 |
| Madison | 455 | 455 | 179 | 276 | 0 |
| Marion | 297 | 297 | 51 | 228 | 18 |
| Marshall | 180 | 180 | 10 | 170 | 0 |
| Monroe | 332 | 332 | 13 | 310 | 9 |
| Montgomery | 120 | 120 | 38 | 82 | 0 |
| Neshoba | 340 | 340 | 144 | 196 | 0 |
| Newton | 180 | 175 | 13 | 162 | 0 |
| Noxubee | 60 | 60 | 4 | 56 | 0 |
| Oktibbeha | 179 | 179 | 9 | 170 | 0 |
| Panola | 190 | 190 | 49 | 102 | 39 |
| Pearl River | 246 | 246 | 52 | 194 | 0 |
| Perry | 60 | 60 | 8 | 52 | 0 |
| Pike | 315 | 315 | 49 | 266 | 0 |
| Pontotoc | 164 | 164 | 46 | 118 | 0 |
| Prentiss | 144 | 144 | 3 | 138 | 3 |
| Quitman | 60 | 60 | 2 | 58 | 0 |
| Rankin | 981 | 923 | 204 | 398 | 321 |
| Scott | 140 | 140 | 13 | 124 | 3 |
| Sharkey | 54 | 54 | 4 | 50 | 0 |
| Simpson | 180 | 180 | 6 | 174 | 0 |
| Smith | 121 | 121 | 7 | 114 | 0 |
| Stone | 162 | 162 | 12 | 150 | 0 |
| Sunflower | 244 | 244 | 68 | 176 | 0 |
| Tallahatchie | 98 | 98 | 94 | 4 | 0 |
| Tate | 120 | 120 | 6 | 114 | 0 |
| Tippah | 240 | 240 | 48 | 192 | 0 |
| Tishomingo | 178 | 178 | 91 | 78 | 9 |
| Tunica | 60 | 60 | 2 | 58 | 0 |
| Union | 180 | 180 | 6 | 170 | 4 |
| Walthall | 137 | 137 | 7 | 130 | 0 |
| Warren | 380 | 366 | 38 | 286 | 42 |
| Washington | 356 | 356 | 94 | 250 | 12 |
| Wayne | 90 | 90 | 4 | 86 | 0 |
| Webster | 155 | 154 | 44 | 110 | 0 |
| Wilkinson | 105 | 105 | 9 | 96 | 0 |
| Winston | 180 | 180 | 62 | 118 | 0 |
| Yalobusha | 122 | 122 | 44 | 78 | 0 |
| Yazoo | 240 | 240 | 67 | 150 | 23 |

Table VII

Nursing Facility Bed Count and Percentage Distribution
by Type of Accommodation as of December 31, 2010

| | Total | Percent |
|------------------------------|---------------|--------------|
| Licensed Bed Capacity | 19,146 | 100.0 |
| Total Beds Set Up | 18,995 | 99.2 |
| Private | 3,150 | 16.6 |
| Semi-private | 14,936 | 78.6 |
| Ward | 909 | 4.8 |

Table VIII

Nursing Facilities by Bed Size
as of December 31, 2010

| | Total | Percent |
|--------------|------------|---------------|
| Total | 203 | 100.00 |
| < 60 | 16 | 7.88 |
| 60 to 119 | 115 | 56.65 |
| 120 to 179 | 64 | 31.53 |
| 180 to 239 | 7 | 3.45 |
| >= 240 | 1 | 0.49 |

Table IX

Nursing Facilities by Bed Size and County
as of December 31, 2010

| | Under 60 | 60 to 119 | 120 to 179 | 180 to 239 | 240 & UP | Total |
|--------------|-----------|------------|------------|------------|----------|------------|
| Total | 16 | 115 | 64 | 7 | 1 | 203 |
| Adams | 1 | 2 | 0 | 0 | 0 | 3 |
| Alcorn | 1 | 1 | 1 | 0 | 0 | 3 |
| Amite | 0 | 1 | 0 | 0 | 0 | 1 |
| Attala | 0 | 0 | 2 | 0 | 0 | 2 |
| Benton | 0 | 1 | 0 | 0 | 0 | 1 |
| Bolivar | 1 | 3 | 1 | 0 | 0 | 5 |
| Calhoun | 1 | 0 | 1 | 0 | 0 | 2 |
| Carroll | 0 | 1 | 0 | 0 | 0 | 1 |
| Chickasaw | 0 | 2 | 0 | 0 | 0 | 2 |
| Choctaw | 0 | 1 | 0 | 0 | 0 | 1 |
| Claiborne | 0 | 1 | 0 | 0 | 0 | 1 |
| Clarke | 0 | 0 | 1 | 0 | 0 | 1 |
| Clay | 0 | 1 | 1 | 0 | 0 | 2 |
| Coahoma | 0 | 2 | 0 | 0 | 0 | 2 |
| Copiah | 0 | 1 | 1 | 0 | 0 | 2 |
| Covington | 0 | 1 | 1 | 0 | 0 | 2 |
| DeSoto | 0 | 1 | 2 | 0 | 0 | 3 |
| Forrest | 1 | 2 | 1 | 1 | 0 | 5 |
| Franklin | 0 | 1 | 0 | 0 | 0 | 1 |
| George | 0 | 1 | 0 | 0 | 0 | 1 |
| Greene | 0 | 2 | 0 | 0 | 0 | 2 |
| Grenada | 0 | 1 | 1 | 0 | 0 | 2 |
| Hancock | 0 | 1 | 1 | 0 | 0 | 2 |
| Harrison | 0 | 3 | 1 | 1 | 1 | 6 |
| Hinds | 0 | 9 | 5 | 1 | 0 | 15 |
| Holmes | 0 | 2 | 0 | 0 | 0 | 2 |
| Humphreys | 0 | 1 | 0 | 0 | 0 | 1 |
| Itawamba | 0 | 1 | 1 | 0 | 0 | 2 |
| Jackson | 0 | 3 | 2 | 0 | 0 | 5 |
| Jasper | 0 | 1 | 0 | 0 | 0 | 1 |
| Jefferson | 0 | 1 | 0 | 0 | 0 | 1 |
| Jeff Davis | 0 | 1 | 0 | 0 | 0 | 1 |
| Jones | 0 | 1 | 3 | 0 | 0 | 4 |
| Kemper | 0 | 1 | 0 | 0 | 0 | 1 |
| Lafayette | 0 | 0 | 1 | 1 | 0 | 2 |
| Lamar | 0 | 1 | 1 | 0 | 0 | 2 |
| Lauderdale | 1 | 2 | 5 | 0 | 0 | 8 |
| Lawrence | 0 | 1 | 0 | 0 | 0 | 1 |
| Leake | 1 | 1 | 0 | 0 | 0 | 2 |
| Lee | 0 | 1 | 3 | 0 | 0 | 4 |
| Leflore | 0 | 1 | 1 | 1 | 0 | 3 |
| Lincoln | 1 | 2 | 1 | 0 | 0 | 4 |
| Lowndes | 0 | 2 | 2 | 0 | 0 | 4 |

Table IX Continued

Nursing Facilities by Bed Size and County
as of December 31, 2010

| | Under 60 | 60 to 119 | 120 to 179 | 180 to 239 | 240 & UP | Total |
|--------------|----------|-----------|------------|------------|----------|-------|
| Madison | 0 | 3 | 2 | 0 | 0 | 5 |
| Marion | 0 | 3 | 0 | 0 | 0 | 3 |
| Marshall | 0 | 1 | 1 | 0 | 0 | 2 |
| Monroe | 0 | 1 | 2 | 0 | 0 | 3 |
| Montgomery | 0 | 0 | 1 | 0 | 0 | 1 |
| Neshoba | 0 | 1 | 2 | 0 | 0 | 3 |
| Newton | 0 | 1 | 1 | 0 | 0 | 2 |
| Noxubee | 0 | 1 | 0 | 0 | 0 | 1 |
| Oktibbeha | 0 | 2 | 0 | 0 | 0 | 2 |
| Panola | 0 | 1 | 1 | 0 | 0 | 2 |
| Pearl River | 0 | 0 | 2 | 0 | 0 | 2 |
| Perry | 0 | 1 | 0 | 0 | 0 | 1 |
| Pike | 1 | 0 | 2 | 0 | 0 | 3 |
| Pontotoc | 1 | 2 | 0 | 0 | 0 | 3 |
| Prentiss | 0 | 2 | 0 | 0 | 0 | 2 |
| Quitman | 0 | 1 | 0 | 0 | 0 | 1 |
| Rankin | 1 | 7 | 1 | 1 | 0 | 10 |
| Scott | 1 | 0 | 1 | 0 | 0 | 2 |
| Sharkey | 1 | 0 | 0 | 0 | 0 | 1 |
| Simpson | 0 | 1 | 1 | 0 | 0 | 2 |
| Smith | 0 | 0 | 1 | 0 | 0 | 1 |
| Stone | 1 | 1 | 0 | 0 | 0 | 2 |
| Sunflower | 0 | 3 | 0 | 0 | 0 | 3 |
| Tallahatchie | 0 | 1 | 0 | 0 | 0 | 1 |
| Tate | 0 | 0 | 1 | 0 | 0 | 1 |
| Tippah | 1 | 1 | 1 | 0 | 0 | 3 |
| Tishomingo | 0 | 2 | 0 | 0 | 0 | 2 |
| Tunica | 0 | 1 | 0 | 0 | 0 | 1 |
| Union | 0 | 1 | 1 | 0 | 0 | 2 |
| Walthall | 0 | 2 | 0 | 0 | 0 | 2 |
| Warren | 0 | 3 | 1 | 0 | 0 | 4 |
| Washington | 0 | 5 | 0 | 0 | 0 | 5 |
| Wayne | 0 | 1 | 0 | 0 | 0 | 1 |
| Webster | 1 | 1 | 0 | 0 | 0 | 2 |
| Wilkinson | 0 | 1 | 0 | 0 | 0 | 1 |
| Winston | 0 | 1 | 1 | 0 | 0 | 2 |
| Yalobusha | 0 | 0 | 1 | 0 | 0 | 1 |
| Yazoo | 0 | 1 | 0 | 1 | 0 | 2 |

Table X

Patients Served During 2010
in Nursing Facilities by Age Group and Sex

| <u>Age</u> | <u>Total</u> | <u>Percent</u> |
|--------------|---------------|----------------|
| Total | 36,209 | 100.0 |
| <18 | 4 | 0.0 |
| 18-44 | 515 | 1.4 |
| 45-64 | 4,648 | 12.8 |
| 65-74 | 7,088 | 19.6 |
| 75-84 | 12,260 | 33.9 |
| >=85 | 11,694 | 32.3 |
| ----- | | |
| Sex | 36,209 | 100.0 |
| Male | 12,720 | 35.1 |
| Female | 23,489 | 64.9 |

Table XI

Number of Nursing Facility Patients by Sex in 2010

| | Total | Male | Female |
|---|---------------|--------------|---------------|
| Total Patients December 31, 2009 | 17,104 | 5,488 | 11,616 |
| New Admissions | 19,105 | 7,232 | 11,873 |
| Live Discharges | 15,361 | 5,694 | 9,667 |
| Deaths | 3,873 | 1,399 | 2,474 |
| Total Patients December 31, 2010 | 16,975 | 5,627 | 11,348 |

Table XII

Ambulation Status of Patients in Nursing Facilities
as of December 31, 2010 and Total Days of Patient Care

| | Total | Percent |
|-----------------------|---------------|--------------|
| Total Patients | 16,955 | 100.0 |
| Ambulant Patients | 6,632 | 39.1 |
| Non-Ambulant Patients | 10,323 | 60.9 |
| Total Patient Days | 6,198,522 | |

Table XIII

2010 Nursing Home Admissions

| | Total | Percent |
|------------------------|---------------|--------------|
| Total | 19,105 | 100.0 |
| Hospital | 16,135 | 84.5 |
| Another Nursing Home | 1,098 | 5.7 |
| Own or Relative's Home | 1,588 | 8.3 |
| Other | 284 | 1.5 |

Table XIV

2010 Nursing Home Admissions by Fee Source

| | Total | Percent |
|---------------------------|---------------|--------------|
| Total | 19,105 | 100.0 |
| Medicare | 14,154 | 74.1 |
| Medicaid | 2,824 | 14.8 |
| Patients and/or Relatives | 1,140 | 6.0 |
| VA Sponsored | 111 | 0.6 |
| Welfare Only | 8 | 0.0 |
| Welfare and Other Sources | 9 | 0.0 |
| All Other Sources | 859 | 4.5 |

Table XV

Destination of Patients Discharged
from Nursing Homes During 2010

| | Total | Percent |
|-------------------------------------|---------------|--------------|
| Total | 19,234 | 100.0 |
| Deaths | 3,873 | 20.1 |
| Live Discharges | 15,361 | 79.9 |
| Returned to Own or Relatives Home | 7,131 | 46.4 |
| Transferred to Hospital | 6,533 | 42.5 |
| Transferred to Another Nursing Home | 1,362 | 8.9 |
| All Others | 335 | 2.2 |

Table XVI

Selected 2010 Nursing Facility Data by County

| | Patient Days | Total Admissions | Total Patients Served |
|--------------|------------------|------------------|-----------------------|
| Total | 6,198,522 | 19,105 | 36,209 |
| Adams | 81,134 | 387 | 616 |
| Alcorn | 84,677 | 453 | 693 |
| Amite | 28,407 | 77 | 155 |
| Attala | 87,214 | 200 | 439 |
| Benton | 18,749 | 30 | 77 |
| Bolivar | 119,131 | 278 | 596 |
| Calhoun | 49,618 | 70 | 212 |
| Carroll | 20,087 | 45 | 104 |
| Chickasaw | 47,019 | 63 | 190 |
| Choctaw | 19,314 | 26 | 81 |
| Claiborne | 21,511 | 65 | 127 |
| Clarke | 42,341 | 53 | 171 |
| Clay | 52,298 | 152 | 299 |
| Coahoma | 56,108 | 169 | 311 |
| Copiah | 55,162 | 133 | 282 |
| Covington | 74,155 | 123 | 325 |
| DeSoto | 108,910 | 662 | 959 |
| Forrest | 162,869 | 504 | 947 |
| Franklin | 21,008 | 33 | 92 |
| George | 19,722 | 74 | 131 |
| Greene | 35,912 | 100 | 197 |
| Grenada | 79,102 | 205 | 430 |
| Hancock | 64,156 | 330 | 516 |
| Harrison | 225,256 | 1,221 | 1,857 |
| Hinds | 529,156 | 1,830 | 3,312 |
| Holmes | 46,325 | 59 | 188 |
| Humphreys | 19,763 | 29 | 87 |
| Itawamba | 67,060 | 444 | 619 |
| Jackson | 151,196 | 976 | 1,409 |
| Jasper | 39,557 | 28 | 138 |
| Jefferson | 20,413 | 48 | 107 |
| Jeff Davis | 21,454 | 17 | 74 |
| Jones | 136,998 | 390 | 770 |
| Kemper | 20,705 | 29 | 87 |
| Lafayette | 110,157 | 307 | 621 |
| Lamar | 47,044 | 217 | 354 |
| Lauderdale | 246,244 | 751 | 1,407 |
| Lawrence | 21,297 | 29 | 88 |
| Leake | 50,548 | 79 | 214 |
| Lee | 170,689 | 470 | 936 |
| Leflore | 126,001 | 218 | 558 |
| Lincoln | 108,660 | 286 | 585 |
| Lowndes | 121,298 | 365 | 697 |

Table XVI Continued

Selected Nursing Facility Data

| | Patient Days | Total Admissions | Total Patients Served |
|--------------|--------------|------------------|-----------------------|
| Madison | 150,710 | 553 | 975 |
| Marion | 96,175 | 288 | 546 |
| Marshall | 55,705 | 220 | 389 |
| Monroe | 108,659 | 249 | 543 |
| Montgomery | 39,307 | 129 | 239 |
| Neshoba | 111,077 | 167 | 473 |
| Newton | 58,942 | 83 | 241 |
| Noxubee | 20,124 | 33 | 86 |
| Oktibbeha | 61,258 | 245 | 410 |
| Panola | 63,833 | 199 | 373 |
| Pearl River | 75,044 | 267 | 464 |
| Perry | 20,615 | 50 | 106 |
| Pike | 106,801 | 471 | 756 |
| Pontotoc | 57,892 | 107 | 270 |
| Prentiss | 44,933 | 111 | 251 |
| Quitman | 20,962 | 19 | 76 |
| Rankin | 322,096 | 935 | 1,835 |
| Scott | 49,980 | 64 | 203 |
| Sharkey | 18,836 | 40 | 89 |
| Simpson | 62,528 | 109 | 276 |
| Smith | 34,047 | 42 | 131 |
| Stone | 43,009 | 174 | 286 |
| Sunflower | 84,687 | 189 | 424 |
| Tallahatchie | 21,623 | 28 | 91 |
| Tate | 41,344 | 131 | 239 |
| Tippah | 81,183 | 252 | 463 |
| Tishomingo | 60,209 | 172 | 340 |
| Tunica | 20,223 | 35 | 92 |
| Union | 59,107 | 198 | 370 |
| Walthall | 46,036 | 83 | 213 |
| Warren | 118,800 | 485 | 821 |
| Washington | 115,093 | 297 | 611 |
| Wayne | 31,763 | 33 | 120 |
| Webster | 49,818 | 153 | 289 |
| Wilkinson | 35,292 | 56 | 155 |
| Winston | 58,434 | 149 | 304 |
| Yalobusha | 43,020 | 49 | 164 |
| Yazoo | 80,932 | 215 | 437 |

Table XVII

ICF/MR Bed Count, Patient Census, Patients Served,
and New Admissions as of December 31, 2010

| | 2008 | 2009 | 2010 |
|--------------------------------------|---------|---------|---------|
| Counties with ICF/MRs on December 31 | 9 | 9 | 9 |
| ICF/MRs on December 31: | 14 | 14 | 15 |
| Bed Count on December 31: | 2,765 | 2,745 | 2,784 |
| Patients on December 31: | 2,622 | 2,643 | 2,670 |
| Patients Served During the Year: | 2,926 | 2,901 | 2,880 |
| New Admissions During the Year: | 283 | 279 | 194 |
| Live Discharges During the Year: | 252 | 213 | 165 |
| Deaths During the Year: | 52 | 45 | 45 |
| Patient Days During the Year: | 955,073 | 965,087 | 977,455 |

Appendix B has data for 1961-2007

Table XVIII

ICF/MR Ownership and Percentage Distribution
by Number of Homes and Licensed Beds
as of December 31, 2010

| | Total | Percent | Total | Percent |
|--------------|-----------|---------------|--------------|---------------|
| Total | 15 | 100.00 | 2,784 | 100.00 |
| Proprietary | 5 | 33.33 | 669 | 24.03 |
| Nonprofit | 2 | 13.33 | 65 | 2.33 |
| Public | 8 | 53.33 | 2,050 | 73.64 |

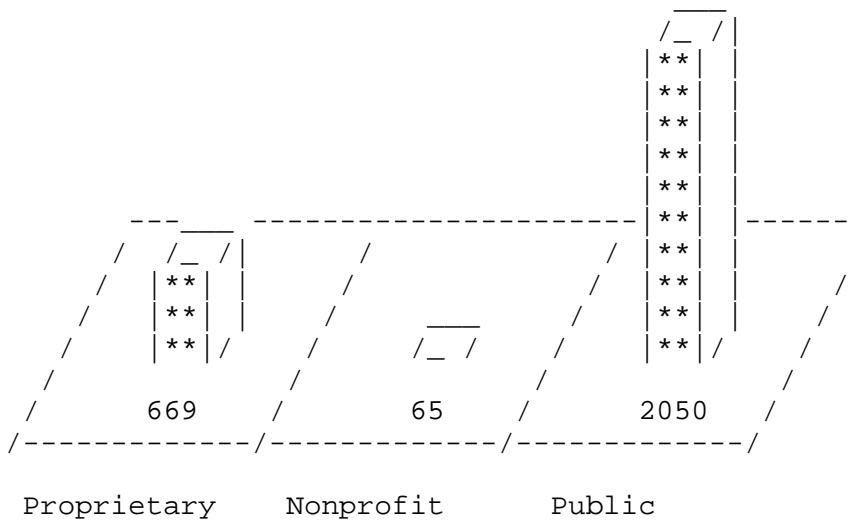
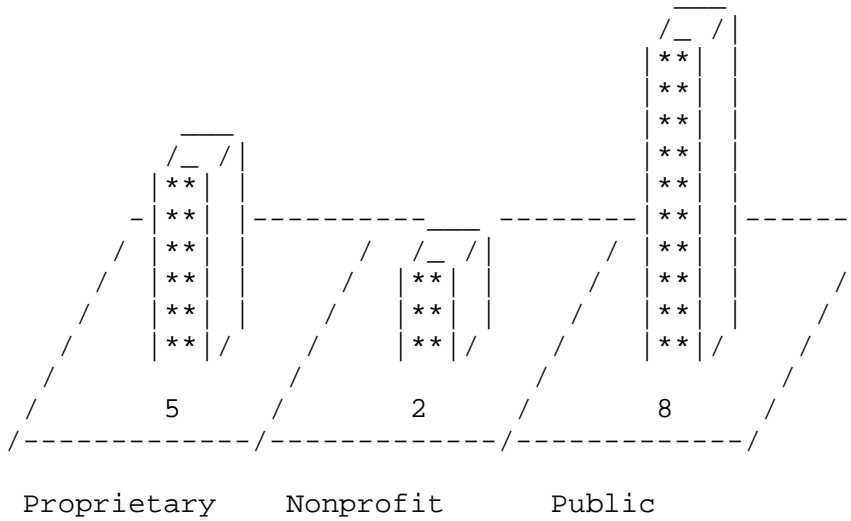


Table XIX

ICF/MR Employees and Percentage Distribution
By Title and Whether Full-Time or Part-Time as of December 31, 2010

| Employees by Type | Total | | Full-Time | | Part-Time | |
|-------------------------|--------------|--------------|--------------|--------------|------------|--------------|
| | Number | Percent | Number | Percent | Number | Percent |
| Total | 4,980 | 100.0 | 4,765 | 100.0 | 215 | 100.0 |
| Administrator | 96 | 1.9 | 96 | 2.0 | 0 | 0.0 |
| Clerical | 126 | 2.5 | 122 | 2.6 | 4 | 1.9 |
| R.N. | 117 | 2.3 | 109 | 2.3 | 8 | 3.7 |
| L.P.N. | 294 | 5.9 | 279 | 5.9 | 15 | 7.0 |
| Aide, Orderly | 2,848 | 57.2 | 2,757 | 57.9 | 91 | 42.3 |
| Maid, Housekeeper | 118 | 2.4 | 103 | 2.2 | 15 | 7.0 |
| Laundry Worker | 73 | 1.5 | 42 | 0.9 | 31 | 14.4 |
| Dietitian (ADA) | 25 | 0.5 | 18 | 0.4 | 7 | 3.3 |
| Food Service Supervisor | 20 | 0.4 | 20 | 0.4 | 0 | 0.0 |
| Cook, Other Food Worker | 179 | 3.6 | 165 | 3.5 | 14 | 6.5 |
| Physical Therapist | 11 | 0.2 | 3 | 0.1 | 8 | 3.7 |
| Pharmacist | 15 | 0.3 | 7 | 0.1 | 8 | 3.7 |
| Other | 1,058 | 21.2 | 1,044 | 21.9 | 14 | 6.5 |

Table XX

Licensed Bed Capacity and Beds Set Up and Staffed
for ICF/MRs as of December 31, 2010

| Facility | County | Licensed Beds | Beds Set Up and Staffed |
|--------------------------------|-----------|------------------|----------------------------|
| Total | | 2,784 | 2,694 |
| Alexander Milne Home for Women | Jones | 45 | 44 |
| Canton Manor | Madison | 132 | 132 |
| Clover Circle ICF/MR | Jones | 197 | 191 |
| Delta Manor ICF/MR | Coahoma | 132 | 132 |
| Hillside ICF/MR | Jones | 138 | 138 |
| Hudspeth Regional Center | Rankin | 415 | 409 |
| Lincoln Residential Center | Lincoln | 140 | 140 |
| Millcreek ICF/MR | Simpson | 125 | 125 |
| Paul Cotten ICF/MR | Jones | 94 | 80 |
| Pecan Grove ICF/MR | Jones | 283 | 222 |
| Rolling Hills Center MR DD | Oktibbeha | 140 | 140 |
| Son Valley | Madison | 20 | 20 |
| South MS Regional Center | Harrison | 240 | 240 |
| W L Jaquith ICF/MR | Simpson | 198 | 198 |
| Woodlane ICF/MR | Lafayette | 485 | 483 |

Table XXI

2010 ICF/MRs Licensed Beds, Occupancy Rates
and Average Daily Census

| Facility | Licensed Beds | Occupancy Rate | Average Daily Census |
|--|------------------|-------------------|----------------------------|
| Total | 2,784 | 96.42 | 2,677.98 |
| Coahoma County Delta Manor ICF/MR | 132 | 99.98 | 131.96 |
| Harrison County South MS Regional Center | 240 | 99.74 | 239.38 |
| Jones County Alexander Milne Home for Women | 757 | 90.21 | 666.90 |
| Clover Circle ICF/MR | 45 | 97.78 | 44.00 |
| Hillside ICF/MR | 197 | 97.48 | 192.04 |
| Paul Cotten ICF/MR | 138 | 96.32 | 132.92 |
| Pecan Grove ICF/MR | 94 | 81.12 | 76.26 |
| | 283 | 78.34 | 221.68 |
| Lafayette County Woodlane ICF/MR | 485 | 99.88 | 484.44 |
| Lincoln County Lincoln Residential Center | 140 | 100.00 | 140.00 |
| Madison County Canton Manor | 152 | 99.96 | 151.90 |
| Son Valley | 132 | 99.92 | 131.90 |
| | 20 | 100.00 | 20.00 |
| Oktibbeha County Rolling Hills Center MR DD | 140 | 99.66 | 139.52 |
| Rankin County Hudspeth Regional Center | 415 | 97.00 | 402.58 |
| Simpson County Millcreek ICF/MR | 323 | 99.51 | 321.30 |
| W L Jaquith ICF/MR | 125 | 99.68 | 124.60 |
| | 198 | 99.34 | 196.70 |

Table XXII

ICF/MR Bed Count by County and Type of Accommodation
as of December 31, 2010

| County | Licensed | | | | |
|--------------|--------------|----------------|-----------|--------------|------------|
| | Bed Total | Beds Set Up | Private | Semi-Private | Ward |
| Total | 2,784 | 2,694 | 81 | 1,686 | 927 |
| Coahoma | 132 | 132 | 5 | 58 | 69 |
| Harrison | 240 | 240 | 4 | 236 | 0 |
| Jones | 757 | 675 | 19 | 296 | 360 |
| Lafayette | 485 | 483 | 3 | 474 | 6 |
| Lincoln | 140 | 140 | 6 | 128 | 6 |
| Madison | 152 | 152 | 4 | 82 | 66 |
| Oktibbeha | 140 | 140 | 6 | 68 | 66 |
| Rankin | 415 | 409 | 21 | 158 | 230 |
| Simpson | 323 | 323 | 13 | 186 | 124 |

Table XXIII

ICF/MR Bed Count and Percent Distribution
by Type of Accommodation as of December 31, 2010

| | Total | Percent |
|------------------------------|--------------|--------------|
| Licensed Bed Capacity | 2,784 | 100.0 |
| Total Beds Set Up | 2,694 | 96.8 |
| Private | 81 | 3.0 |
| Semi-Private | 1,686 | 62.6 |
| Ward | 927 | 34.4 |

Table XXIV

ICF/MRs by Bed Size as of December 31, 2010

| | Total | Percent |
|--------------|-----------|---------------|
| Total | 15 | 100.00 |
| <60 | 2 | 13.33 |
| 60 to 119 | 1 | 6.67 |
| 120 to 179 | 6 | 40.00 |
| 180 to 239 | 2 | 13.33 |
| 240 & up | 4 | 26.67 |

Table XXV

ICF/MRs by Bed Size and County as of December 31, 2010

| | Under 60 | 60 to 119 | 120 to 179 | 180 to 239 | 240 & UP | Total |
|--------------|----------|-----------|------------|------------|----------|-----------|
| Total | 2 | 1 | 6 | 2 | 4 | 15 |
| Coahoma | 0 | 0 | 1 | 0 | 0 | 1 |
| Harrison | 0 | 0 | 0 | 0 | 1 | 1 |
| Jones | 1 | 1 | 1 | 1 | 1 | 5 |
| Lafayette | 0 | 0 | 0 | 0 | 1 | 1 |
| Lincoln | 0 | 0 | 1 | 0 | 0 | 1 |
| Madison | 1 | 0 | 1 | 0 | 0 | 2 |
| Oktibbeha | 0 | 0 | 1 | 0 | 0 | 1 |
| Rankin | 0 | 0 | 0 | 0 | 1 | 1 |
| Simpson | 0 | 0 | 1 | 1 | 0 | 2 |

Table XXVI

ICF/MR Patients Served During 2010 by Age Group and Sex

| <u>Age</u> | <u>Total</u> | <u>Percent</u> |
|--------------|--------------|----------------|
| Total | 2,880 | 100.0 |
| <18 | 232 | 8.1 |
| 18-44 | 1,293 | 44.9 |
| 45-64 | 1,062 | 36.9 |
| 65-74 | 218 | 7.6 |
| 75-84 | 61 | 2.1 |
| >=85 | 14 | 0.5 |
| ----- | | |
| Sex | 2,880 | 100.0 |
| Male | 1,634 | 56.7 |
| Female | 1,246 | 43.3 |

Table XXVII

Number of ICF/MR Patients by Sex in 2010

| | Total | Male | Female |
|---|--------------|--------------|--------------|
| Total Patients December 31, 2009 | 2,686 | 1,539 | 1,147 |
| New Admissions | 194 | 95 | 99 |
| Live Discharges | 165 | 79 | 86 |
| Deaths | 45 | 26 | 19 |
| Total Patients December 31, 2010 | 2,670 | 1,529 | 1,141 |

Table XXVIII

Ambulation Status of ICF/MR Patients
as of December 31, 2010 and Total Days of Patient Care

| | Total | Percent |
|-----------------------|--------------|--------------|
| Total Patients | 2,670 | 100.0 |
| Ambulant Patients | 2,176 | 81.5 |
| Non-Ambulant Patients | 494 | 18.5 |
| Total Patient Days | 977,455 | |

Table XXIX

2010 ICF/MR Admissions

| | Total | Percent |
|------------------------|------------|--------------|
| Total | 194 | 100.0 |
| Hospital | 16 | 8.3 |
| Another Nursing Home | 47 | 24.2 |
| Own or Relative's Home | 113 | 58.2 |
| Other | 18 | 9.3 |

Table XXX

2010 ICF/MR Admissions by Fee Source

| | Total | Percent |
|---------------------------|------------|--------------|
| Total | 194 | 100.0 |
| Medicare | 29 | 14.9 |
| Medicaid | 159 | 82.0 |
| Patients and/or Relatives | 1 | 0.5 |
| VA Sponsored | 0 | 0.0 |
| Welfare Only | 0 | 0.0 |
| Welfare and Other Sources | 0 | 0.0 |
| All Other Sources | 5 | 2.6 |

Table XXXI

Destination of ICF/MR Patients Discharged During 2010

| | Total | Percent |
|-------------------------------------|------------|--------------|
| Total | 210 | 100.0 |
| Deaths | 45 | 21.4 |
| Live Discharges | 165 | 78.6 |
| Returned to Own or Relatives Home | 72 | 43.6 |
| Transferred to Hospital | 8 | 4.8 |
| Transferred to Another Nursing Home | 72 | 43.6 |
| All Others | 13 | 7.9 |

Table XXXII

2010 Selected ICF/MR Data by County

| | Patient Days | Total Admissions | Total Patients Served |
|--------------|----------------|------------------|-----------------------|
| Total | 977,455 | 194 | 2,880 |
| Coahoma | 48,167 | 11 | 143 |
| Harrison | 87,374 | 6 | 246 |
| Jones | 243,411 | 45 | 719 |
| Lafayette | 176,824 | 29 | 512 |
| Lincoln | 51,100 | 13 | 153 |
| Madison | 55,442 | 7 | 159 |
| Oktibbeha | 50,922 | 17 | 155 |
| Rankin | 146,945 | 20 | 426 |
| Simpson | 117,270 | 46 | 367 |

Table XXXIII

Psychiatric Residential Treatment Facility Bed Count, Patient Census,
Patients Served, and New Admissions as of December 31, 2010

| | 2008 | 2009 | 2010 |
|---|---------|---------|---------|
| Counties with Facilities on December 31 | 7 | 7 | 7 |
| Facilities on December 31: | 7 | 7 | 7 |
| Bed Count on December 31: | 330 | 346 | 346 |
| Patients on December 31: | 303 | 346 | 333 |
| Patients Served During the Year: | 981 | 974 | 1,033 |
| New Admissions During the Year: | 681 | 671 | 712 |
| Live Discharges During the Year: | 678 | 653 | 700 |
| Deaths During the Year: | 0 | 0 | 0 |
| Patient Days During the Year: | 109,893 | 111,940 | 119,475 |

Table XXXIV

Psychiatric Residential Treatment Facility Ownership
and Percentage Distribution by Number of Facilities and Licensed Beds
as of December 31, 2010

| | Facilities | | Licensed Beds | |
|--------------|------------|---------------|---------------|---------------|
| | Number | Percent | Number | Percent |
| Total | 7 | 100.00 | 346 | 100.00 |
| Proprietary | 4 | 57.14 | 198 | 57.23 |
| Nonprofit | 1 | 14.29 | 60 | 17.34 |
| Public | 2 | 28.57 | 88 | 25.43 |

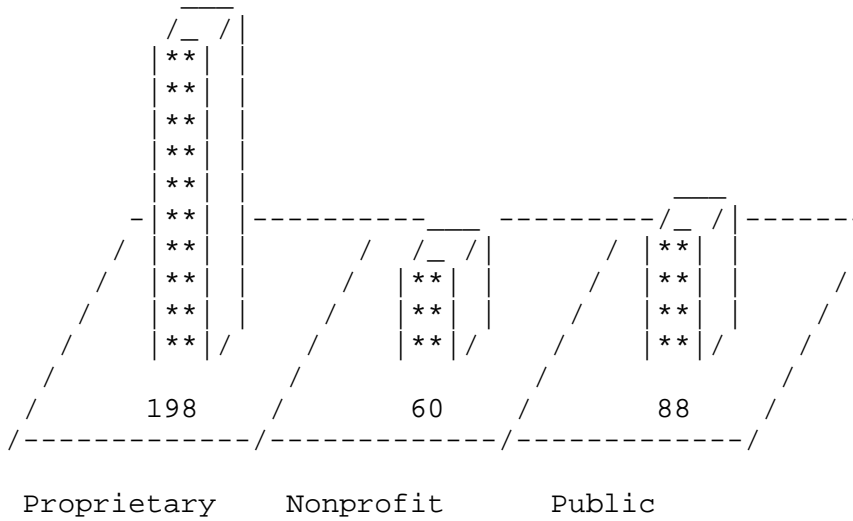
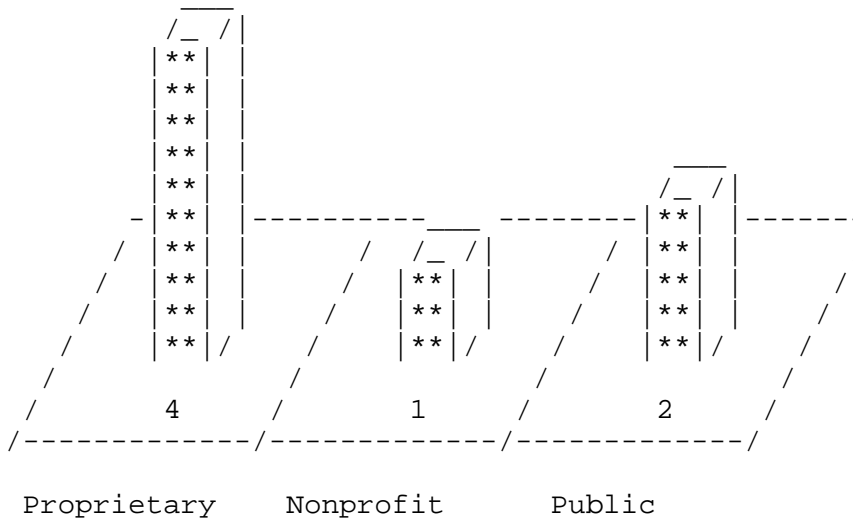


Table XXXV

Psychiatric Residential Treatment Facility Employees
and Percentage Distribution By Title and Whether
Full-Time or Part-Time as of December 31, 2010

| Employees by Type | Total | | Full-Time | | Part-Time | |
|-------------------------|------------|--------------|------------|--------------|------------|--------------|
| | Number | Percent | Number | Percent | Number | Percent |
| Total | 958 | 100.0 | 756 | 100.0 | 202 | 100.0 |
| Administrator | 12 | 1.3 | 12 | 1.6 | 0 | 0.0 |
| Clerical | 54 | 5.6 | 52 | 6.9 | 2 | 1.0 |
| R.N. | 64 | 6.7 | 41 | 5.4 | 23 | 11.4 |
| L.P.N. | 41 | 4.3 | 33 | 4.4 | 8 | 4.0 |
| Aide, Orderly | 512 | 53.4 | 396 | 52.4 | 116 | 57.4 |
| Maid, Housekeeper | 31 | 3.2 | 25 | 3.3 | 6 | 3.0 |
| Laundry Worker | 3 | 0.3 | 1 | 0.1 | 2 | 1.0 |
| Dietitian (ADA) | 5 | 0.5 | 0 | 0.0 | 5 | 2.5 |
| Food Service Supervisor | 5 | 0.5 | 4 | 0.5 | 1 | 0.5 |
| Cook, Other Food Worker | 22 | 2.3 | 18 | 2.4 | 4 | 2.0 |
| Physical Therapist | 2 | 0.2 | 0 | 0.0 | 2 | 1.0 |
| Pharmacist | 6 | 0.6 | 2 | 0.3 | 4 | 2.0 |
| Other | 201 | 21.0 | 172 | 22.8 | 29 | 14.4 |

Table XXXVI

Licensed Bed Capacity and Beds Set Up and Staffed
for Psychiatric Residential Treatment Facilities
as of December 31, 2010

| Facility | County | Licensed Beds | Beds Set Up and Staffed |
|--------------------------------------|------------|------------------|----------------------------|
| Total | | 346 | 346 |
| CARES Center | Hinds | 60 | 60 |
| Diamond Grove Center | Winston | 30 | 30 |
| Millcreek Psy Res Treatment Facility | Simpson | 57 | 57 |
| Millcreek of Pontotoc | Pontotoc | 51 | 51 |
| Parkwood Behavioral Health System | DeSoto | 40 | 40 |
| Specialized Treatment Facility | Harrison | 48 | 48 |
| The Crossings | Lauderdale | 60 | 60 |

Table XXXVII

2010 Psychiatric Residential Treatment Facility Licensed Beds,
Occupancy Rates and Average Daily Census

| Facility | Licensed Beds | Occupancy Rate | ADC |
|--|------------------|-------------------|---------------|
| Total | 346 | 94.09 | 327.30 |
| DeSoto County Parkwood Behavioral Health System | 40 | 96.06 | 38.42 |
| Harrison County Specialized Treatment Facility | 48 | 76.36 | 36.66 |
| Hinds County CARES Center | 60 | 95.10 | 57.06 |
| Lauderdale County The Crossings | 60 | 100.00 | 60.00 |
| Pontotoc County Millcreek of Pontotoc | 51 | 99.68 | 50.84 |
| Simpson County Millcreek Psy Res Treatment Facility | 57 | 99.64 | 56.80 |
| Winston County Diamond Grove Center | 30 | 91.76 | 27.52 |

Table XXXVIII

Psychiatric Residential Treatment Facility Bed Count by County
and Type of Accommodation as of December 31, 2010

| County | Total Licensed Beds | Beds Set Up and Staffed | Private | Semi-Private | Ward |
|--------------|---------------------------|----------------------------|-----------|--------------|------------|
| Total | 346 | 346 | 57 | 156 | 133 |
| DeSoto | 40 | 40 | 0 | 0 | 40 |
| Harrison | 48 | 48 | 36 | 12 | 0 |
| Hinds | 60 | 60 | 4 | 56 | 0 |
| Lauderdale | 60 | 60 | 0 | 6 | 54 |
| Pontotoc | 51 | 51 | 15 | 0 | 36 |
| Simpson | 57 | 57 | 2 | 52 | 3 |
| Winston | 30 | 30 | 0 | 30 | 0 |

Table XXXIX

Psychiatric Residential Treatment Facility Bed Count by County
and Percentage Distribution by Type of Accommodation
as of December 31, 2010

| | Total | Percent |
|-------------------------------|------------|--------------|
| Licensed Bed Capacity | 346 | 100.0 |
| Total Beds Set Up and Staffed | 346 | 100.0 |
| Private | 57 | 16.5 |
| Semi-Private | 156 | 45.1 |
| Ward | 133 | 38.4 |

Table XL

Patients Served During 2010
in Psychiatric Residential Treatment Facilities
by Age Group and Sex

| <u>Age</u> | <u>Total</u> | <u>Percent</u> |
|--------------|--------------|----------------|
| Total | 1,033 | 100.0 |
| <18 | 996 | 96.4 |
| 18-44 | 37 | 3.6 |
| 45-64 | 0 | 0.0 |
| 65-74 | 0 | 0.0 |
| 75-84 | 0 | 0.0 |
| >=85 | 0 | 0.0 |
| Sex | 1,033 | 100.0 |
| Male | 685 | 66.3 |
| Female | 348 | 33.7 |

Table XLI

Number of Psychiatric Residential Treatment Facility
Patients by Sex in 2010

| | Total | Male | Female |
|---|------------|------------|------------|
| Total Patients December 31, 2009 | 321 | 205 | 116 |
| New Admissions 2010 | 712 | 480 | 232 |
| Live Discharges 2010 | 700 | 455 | 245 |
| Deaths | 0 | 0 | 0 |
| Total Patients December 31, 2010 | 333 | 230 | 103 |

Table LXII

Ambulation Status of Patients in Psychiatric Residential
Treatment Facilities as of December 31, 2010
and Total Days of Patient Care

| | Total | Percent |
|-----------------------|------------|--------------|
| Total Patients | 333 | 100.0 |
| Ambulant Patients | 333 | 100.0 |
| Non-Ambulant Patients | 0 | 0.0 |
| Total Patient Days | 119,475 | |

Table XLIII

2010 Psychiatric Residential Treatment Facility Admissions

| | Total | Percent |
|------------------------|------------|--------------|
| Total | 712 | 100.0 |
| Hospital | 412 | 57.9 |
| Another Nursing Home | 1 | 0.1 |
| Own or Relative's Home | 230 | 32.3 |
| Other | 69 | 9.7 |

Table XLIV

2010 Psychiatric Residential Treatment Facility
Admissions by Fee Source

| | Total | Percent |
|---------------------------|------------|--------------|
| Total | 712 | 100.0 |
| Medicare | 0 | 0.0 |
| Medicaid | 550 | 77.2 |
| Patients and/or Relatives | 160 | 22.5 |
| VA Sponsored | 0 | 0.0 |
| Welfare Only | 0 | 0.0 |
| Welfare and Other Sources | 0 | 0.0 |
| All Other Sources | 2 | 0.3 |

Table XLV

Destination of Patients Discharged
from Psychiatric Residential Treatment Facilities During 2010

| | Total | Percent |
|-------------------------------------|------------|--------------|
| Total | 700 | 100.0 |
| Deaths | 0 | 0.0 |
| Live Discharges | 700 | 100.0 |
| Returned to Own or Relatives Home | 446 | 63.7 |
| Transferred to Hospital | 118 | 16.9 |
| Transferred to Another Nursing Home | 0 | 0.0 |
| All Others | 136 | 19.4 |

Table XLVI

Selected 2010 Psychiatric Residential Treatment
Facility Data by County

| | Total Patient Days | Total Admissions | Patients Patients Served |
|--------------|-----------------------|---------------------|-----------------------------|
| Total | 119,475 | 712 | 1,033 |
| DeSoto | 14,025 | 75 | 115 |
| Harrison | 13,379 | 79 | 116 |
| Hinds | 20,825 | 139 | 190 |
| Lauderdale | 21,914 | 105 | 165 |
| Pontotoc | 18,555 | 115 | 166 |
| Simpson | 20,730 | 141 | 198 |
| Winston | 10,047 | 58 | 83 |

Table XLVII

Personal Care Home Bed Count, Patient Census, Patients Served,
and New Admissions as of December 31, 2010

| | 2008 | 2009 | 2010 |
|--|-----------|-----------|-----------|
| Counties with Personal Care Homes on December 31 | 60 | 60 | 59 |
| Personal Care Homes on December 31: | 165 | 162 | 166 |
| Bed Count on December 31: | 5,090 | 5,078 | 5,393 |
| Patients on December 31: | 3,724 | 3,812 | 4,098 |
| Patients Served During the Year: | 5,590 | 5,608 | 5,921 |
| New Admissions During the Year: | 1,910 | 2,015 | 2,114 |
| Live Discharges During the Year: | 1,391 | 1,372 | 1,390 |
| Deaths During the Year: | 475 | 424 | 433 |
| Patient Days During the Year: | 1,269,066 | 1,274,982 | 1,203,390 |

Appendix B has data for 1961-2007

Table XLVIII

Personal Care Home Ownership and Licensed Beds
as of December 31, 2010

| | Personal Care Homes | Percent | Licensed Beds | Percent |
|---------------|------------------------|---------------|------------------|---------------|
| Total | 166 | 100.00 | 5,393 | 100.00 |
| Proprietary | 137 | 82.53 | 4,599 | 85.28 |
| Nonprofit | 24 | 14.46 | 690 | 12.79 |
| Public | 4 | 2.41 | 89 | 1.65 |
| Public Leased | 1 | 0.60 | 15 | 0.28 |

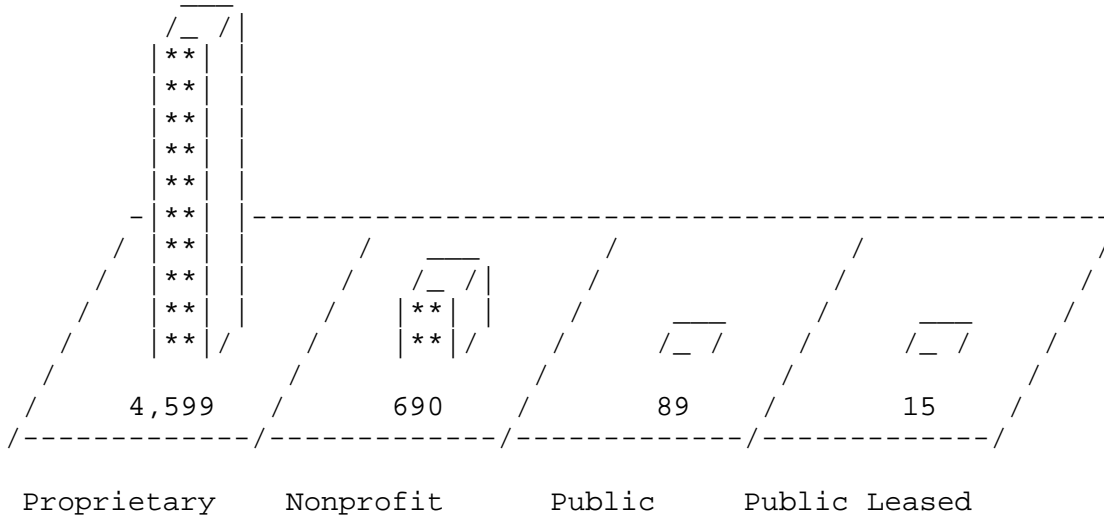
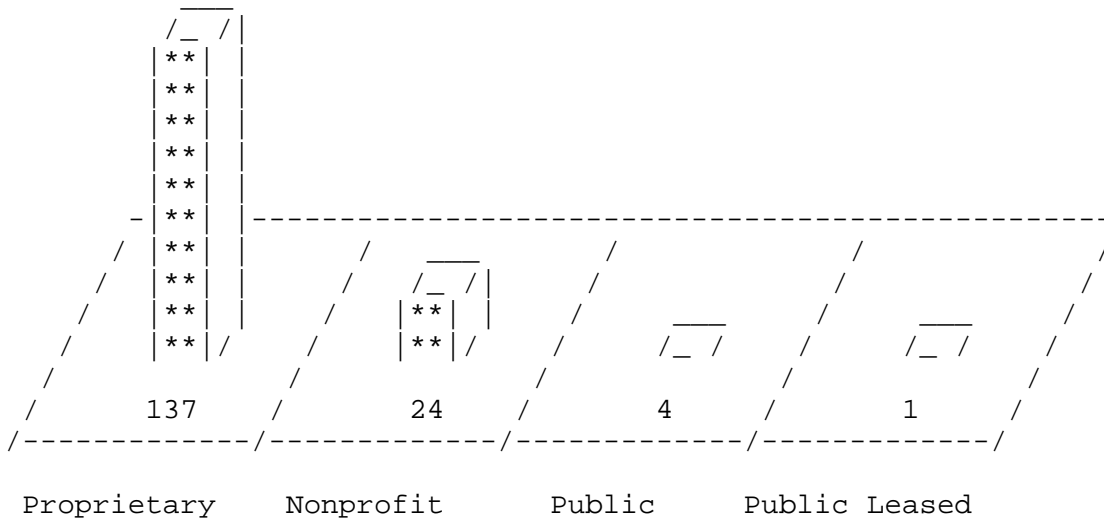


Table XLIX

Personal Care Facility Employees and Percentage Distribution
By Title and Whether Full-Time or Part-Time as of December 31, 2010

| Employees by Type | Total | | Full-Time | | Part-Time | |
|-------------------------|--------------|--------------|--------------|--------------|--------------|--------------|
| | Number | Percent | Number | Percent | Number | Percent |
| Total | 4,148 | 100.0 | 2,916 | 100.0 | 1,232 | 100.0 |
| Administrator | 178 | 4.3 | 166 | 5.7 | 12 | 1.0 |
| Clerical | 137 | 3.3 | 107 | 3.7 | 30 | 2.4 |
| R.N. | 137 | 3.3 | 77 | 2.6 | 60 | 4.9 |
| L.P.N. | 510 | 12.3 | 328 | 11.2 | 182 | 14.8 |
| Aide, Orderly | 1,880 | 45.3 | 1,391 | 47.7 | 489 | 39.7 |
| Maid, Housekeeper | 239 | 5.8 | 177 | 6.1 | 62 | 5.0 |
| Laundry Worker | 61 | 1.5 | 48 | 1.6 | 13 | 1.1 |
| Dietitian (ADA) | 66 | 1.6 | 8 | 0.3 | 58 | 4.7 |
| Food Service Supervisor | 104 | 2.5 | 77 | 2.6 | 27 | 2.2 |
| Cook, Other Food Worker | 520 | 12.5 | 344 | 11.8 | 176 | 14.3 |
| Physical Therapist | 21 | 0.5 | 6 | 0.2 | 15 | 1.2 |
| Pharmacist | 14 | 0.3 | 3 | 0.1 | 11 | 0.9 |
| Other | 281 | 6.8 | 184 | 6.3 | 97 | 7.9 |

Table L

Licensed Bed Capacity and Beds Set Up and Staffed
for Personal Care Homes as of December 31, 2010

| Personal Care Home | County | Licensed Beds | Beds Set Up and Staffed |
|---|------------|------------------|----------------------------|
| Total | | 5,393 | 4,655 |
| Alden Pointe | Lamar | 45 | 38 |
| Aldersgate Personal Care | Lauderdale | 58 | 53 |
| Alpha Omega Personal Care Home | Hinds | 13 | 13 |
| Alternative Personal Care Home | Jackson | 12 | 12 |
| Arnold's Personal Care Home | Adams | 14 | 11 |
| Aston Court Retirement Community | Pike | 50 | 16 |
| Atwood Personal Care Home #1 | Attala | 9 | 9 |
| Atwood Personal Care Home #2 | Attala | 30 | 30 |
| Atwood Personal Care Home Philadelphia | Neshoba | 32 | 32 |
| Autumn Light | Hinds | 23 | 23 |
| Avonlea Assisted Living & Retirement Community | Lee | 72 | 66 |
| Azalea Gardens | Lafayette | 90 | 90 |
| Bar-Sel Personal Care Home | Marion | 11 | 9 |
| Bee Hive Homes of Carthage | Leake | 15 | 15 |
| Bee Hive Homes of Forest | Scott | 12 | 12 |
| Bee Hive Homes of Louisville | Winston | 16 | 16 |
| Bee Hive Homes of Newton | Newton | 12 | 12 |
| Bee Hive Homes of Philadelphia | Neshoba | 12 | 12 |
| Belmont Gardens | Warren | 32 | 24 |
| Brandon Court | Rankin | 6 | 6 |
| Briar Hill Rest Home Personal Care Home | Rankin | 2 | 2 |
| Brooklyn Hall Personal Care Home | Choctaw | 14 | 13 |
| Brookwood Villa | Wayne | 24 | 17 |
| Bruce Community Living Center | Calhoun | 20 | 20 |
| Bryant's Residential Care Facility | Simpson | 21 | 21 |
| Camellia Estates | Pike | 48 | 48 |
| Cantrell's Personal Care Home | Oktibbeha | 15 | 15 |
| Carrington House | Tishomingo | 25 | 18 |
| Central Mississippi Personal Care | Hinds | 13 | 13 |
| Chapman Oaks | Harrison | 15 | 13 |
| Chateau Jorja | Rankin | 15 | 15 |
| Christopher's Court | Rankin | 15 | 15 |
| Christopher's Personal Care Home | Marshall | 46 | 46 |
| Church Street Personal Care Home of Ecrú | Pontotoc | 40 | 40 |
| Cleveland Personal Care Home Residential Living | Bolivar | 95 | 85 |
| Collegeview Personal Care Home | Lowndes | 6 | 6 |
| ComfortCare Assisted Living | Jones | 12 | 12 |
| Community Development Assisted Living | Perry | 12 | 12 |
| Community Welfare & Health Center | Hinds | 14 | 14 |
| Cottonwood Manor | Jones | 24 | 24 |
| Country Comfort | Forrest | 16 | 16 |
| Country Cottage | Alcorn | 29 | 26 |

Table L Continued

Licensed Bed Capacity and Beds Set Up and Staffed
for Personal Care Homes as of December 31, 2010

| Personal Care Home | County | Licensed Beds | Beds Set Up and Staffed |
|--|------------|------------------|----------------------------|
| Country Meadow Personal Care Home | Leflore | 12 | 11 |
| Countrywood Plantation | Itawamba | 46 | 25 |
| Covington Ridge | Covington | 36 | 25 |
| Daniel Assisted Living | Itawamba | 38 | 27 |
| Dogwood of Corinth | Alcorn | 40 | 26 |
| Dogwood of Fulton | Itawamba | 32 | 31 |
| Dogwood of New Albany | Union | 24 | 19 |
| Dunbar Village Courtyard | Hancock | 10 | 10 |
| Eldercare Personal Care Home | Hinds | 11 | 11 |
| Elderly Care Center | Noxubee | 15 | 14 |
| Emeritus at Forrest Park | Forrest | 90 | 64 |
| Emeritus at Heritage House | Rankin | 110 | 99 |
| Emeritus at Pine Meadow | Forrest | 56 | 56 |
| Emeritus at Trace Pointe | Hinds | 108 | 104 |
| Erie Street Personal Care Home | Hinds | 11 | 11 |
| Eva's Place | George | 15 | 8 |
| Fairfield of Batesville | Panola | 54 | 48 |
| Fernbrooke Personal Care Home | Chickasaw | 18 | 15 |
| Fisher Care | Lauderdale | 8 | 7 |
| Flowers Glen | Coahoma | 36 | 28 |
| Friend's Personal Care | Perry | 12 | 12 |
| Garden Suite Assisted Living | Monroe | 22 | 19 |
| Gena's Four Seasons Personal Care Home | Hinds | 8 | 8 |
| Genesis Personal Care Home | Hinds | 17 | 17 |
| Golden Meadow | Clarke | 15 | 15 |
| Graceland of Grenada | Grenada | 56 | 45 |
| Hartford Place | Forrest | 20 | 19 |
| Haven Hall Healthcare Center | Lincoln | 15 | 15 |
| Heritage House Assisted Living | Warren | 41 | 41 |
| Heritage Manor Personal Care Home | Lawrence | 12 | 12 |
| Hermitage Gardens of Oxford | Lafayette | 64 | 46 |
| Hermitage Gardens of Southaven | DeSoto | 65 | 59 |
| Homeplace of Columbus | Lowndes | 62 | 54 |
| Homeplace of Saltillo | Lee | 60 | 60 |
| Indywood | Sunflower | 29 | 28 |
| Indywood Estate Personal Care Home | Bolivar | 38 | 38 |
| Indywood Glen Personal Care Home | Leflore | 62 | 59 |
| Lakeside Village Residential Living | Winston | 15 | 12 |
| Lakeview Nursing Center | Harrison | 10 | 7 |
| Lakeview Place | Simpson | 12 | 11 |
| Lemoyne Place | Harrison | 34 | 34 |
| Life Point Village at Southaven | DeSoto | 101 | 48 |
| Love and Gracious Personal Care Home | Hinds | 11 | 11 |
| Loyalton of Biloxi | Harrison | 105 | 92 |

Table L Continued

Licensed Bed Capacity and Beds Set Up and Staffed
for Personal Care Homes as of December 31, 2010

| Personal Care Home | County | Licensed Beds | Beds Set Up and Staffed |
|--|-------------|---------------|-------------------------|
| Magnolia Gardens Assisted Living | Jones | 44 | 44 |
| Magnolia Gardens of Greenville | Washington | 48 | 35 |
| Magnolia Home | Lauderdale | 14 | 12 |
| Magnolia House | Adams | 46 | 44 |
| Magnolia Manor at Tupelo | Lee | 122 | 91 |
| Magnolia Manor | Scott | 15 | 15 |
| Magnolia Place | Lamar | 18 | 14 |
| Magnolia Place of New Albany | Union | 40 | 35 |
| McAllister's Personal Care Home | Hinds | 11 | 11 |
| McCoy Personal Care Home | Lauderdale | 15 | 15 |
| Miss Bernice's House | Holmes | 16 | 16 |
| Mitchell Center | Lee | 60 | 50 |
| Monroe County Rest Home | Monroe | 12 | 12 |
| Montgomery Gardens Senior Living | Oktibbeha | 36 | 31 |
| Myles Retreat | Hinds | 43 | 43 |
| New Country Living Personal Care Home | Pearl River | 14 | 14 |
| North Grove Assisted Living | Hinds | 34 | 34 |
| Northview Villa Personal Care | Jones | 54 | 29 |
| Oaktree Plantation | Monroe | 51 | 51 |
| Oakwood Manor | Noxubee | 10 | 6 |
| Old Lades Home | Madison | 20 | 20 |
| Olive Grove Terrace | DeSoto | 50 | 38 |
| Our Place Personal Care Home | Pearl River | 12 | 10 |
| Parker's Personal Care Home | Hinds | 16 | 16 |
| Peach Tree Village | Rankin | 71 | 71 |
| Personal Care Home of Wiggins | Stone | 15 | 14 |
| Phillips Personal Care Home | Itawamba | 14 | 14 |
| Pine Ridge Heart to Heart | Union | 12 | 12 |
| Pine View Health Care Center | Wayne | 3 | 0 |
| Pope Personal Care Home | Hinds | 5 | 5 |
| PressiCare | Monroe | 10 | 10 |
| Providence PCC of Senatobia | Tate | 60 | 60 |
| Provision Living at Hattiesburg | Lamar | 100 | 83 |
| Ridgeland Pointe | Madison | 100 | 89 |
| Riggs Manor Retirement Community Assisted Living | Hinds | 56 | 47 |
| Riverbirch Residence | Lee | 30 | 30 |
| Rosewood Residence | Lee | 75 | 58 |
| Ruleville Nursing & Rehab Center | Sunflower | 11 | 11 |
| Samaritan Garden Personal Care Home | Lee | 32 | 32 |
| Scott Del Cottage | Prentiss | 41 | 22 |
| Seasons | Madison | 10 | 0 |
| Serenity Springs Personal Care Home | Harrison | 8 | 8 |
| Shady Oaks of Carriere | Pearl River | 11 | 10 |
| Shanell's Residential Care Home | Hinds | 15 | 15 |

Table L Continued

Licensed Bed Capacity and Beds Set Up and Staffed
for Personal Care Homes as of December 31, 2010

| Personal Care Home | County | Licensed Beds | Beds Set Up and Staffed |
|--------------------------------------|-------------|---------------|-------------------------|
| Shirley's Personal Care Home | Sunflower | 12 | 12 |
| Silver Leaf Manor | Lauderdale | 110 | 92 |
| Smith Manor | George | 14 | 14 |
| Southern Living Specialty Care | Wayne | 25 | 22 |
| Southern Magnolia Estates | Tishomingo | 37 | 34 |
| Southern Magnolia Estates II | Tishomingo | 18 | 15 |
| Southern Magnolia Estates II B | Tishomingo | 37 | 36 |
| Sparrow Hills | George | 15 | 13 |
| St Catherine's Village Campbell Cove | Madison | 36 | 36 |
| St Catherine's Village Marion Hall | Madison | 60 | 60 |
| St David's Personal Care Home | Hinds | 8 | 8 |
| Stone County Nursing & Rehab Center | Stone | 1 | 1 |
| Summerland Manor | Jasper | 48 | 22 |
| T's Personal Care Home | Hinds | 10 | 10 |
| The Arrington | Lowndes | 70 | 67 |
| The Blake at Township | Madison | 100 | 62 |
| The Gardens | Jackson | 52 | 48 |
| The Grove | Marion | 8 | 8 |
| The Landmark Community | Prentiss | 40 | 40 |
| The Orchard Personal Care Home | Madison | 61 | 56 |
| The Sunshine Inn | Union | 20 | 20 |
| The Windham House of Hattiesburg | Lamar | 12 | 12 |
| Timeless Grace Assisted Living | Pearl River | 15 | 15 |
| Trinity Place Personal Care | Lowndes | 62 | 52 |
| Vicker's Personal Care Home | Oktibbeha | 18 | 18 |
| Vicker's Personal Care Home | Webster | 13 | 8 |
| Vickie's House of Hope | Hinds | 5 | 5 |
| Villa South Assisted Living | Rankin | 50 | 24 |
| Waverly Care Home | Clay | 21 | 21 |
| Wellington Place of Greenville | Washington | 55 | 52 |
| Wesley Meadows Retirement Community | DeSoto | 35 | 26 |
| Willard F Bond Home | Madison | 40 | 30 |
| Wisteria Gardens | Rankin | 6 | 6 |
| Wisteria Manor Personal Care Home | Clarke | 15 | 10 |
| Woodland Court Personal Care | Newton | 41 | 30 |
| Woodland Village Nursing Center | Hancock | 2 | 2 |

Table LI

2010 Personal Care Home Licensed Beds, Occupancy Rates
and Average Daily Census

| Personal Care Home | Licensed Beds | Occupancy Rate | Average Daily Census |
|---|------------------|-------------------|----------------------------|
| Total | 5,393 | 72.76* | 3,383.77 |
| Adams County | 60 | 77.81 | 50.62 |
| Arnold's Personal Care Home | 14 | 65.48 | 9.16 |
| Magnolia House | 46 | 90.14 | 41.46 |
| Alcorn County | 69 | 79.25 | 53.16 |
| Country Cottage | 29 | 93.10 | 27.00 |
| Dogwood of Corinth | 40 | 65.40 | 26.16 |
| Attala County | 39 | 0.00 | 0.00 |
| Atwood Personal Care Home #1 | 9 | 0.00 | 0.00 |
| Atwood Personal Care Home #2 | 30 | 0.00 | 0.00 |
| Bolivar County | 133 | 82.11 | 107.80 |
| Cleveland Personal Care Home Residential Living | 95 | 79.64 | 75.66 |
| Indywood Estate Personal Care Home | 38 | 84.58 | 32.14 |
| Calhoun County | | | |
| Bruce Community Living Center | 20 | 75.58 | 15.12 |
| Chickasaw County | | | |
| Fernbrooke Personal Care Home | 18 | 68.74 | 12.38 |
| Choctaw County | | | |
| Brooklyn Hall Personal Care Home | 14 | 80.36 | 11.24 |
| Clarke County | 30 | 64.03 | 19.20 |
| Golden Meadow | 15 | 80.00 | 12.00 |
| Wisteria Manor Personal Care Home | 15 | 48.06 | 7.20 |
| Clay County | | | |
| Waverly Care Home | 21 | 47.78 | 10.04 |
| Coahoma County | | | |
| Flowers Glen | 36 | 69.58 | 25.04 |
| Covington County | | | |
| Covington Ridge | 36 | 83.58 | 30.08 |

Table LI Continued

2010 Personal Care Home Licensed Beds, Occupancy Rates
and Average Daily Census

| Personal Care Home | Licensed Beds | Occupancy Rate | Average Daily Census |
|--|------------------|-------------------|----------------------------|
| DeSoto County | 251 | 65.38 | 153.68 |
| Hermitage Gardens of Southaven | 65 | 84.06 | 54.64 |
| Life Point Village at Southaven | 101 | 41.58 | 42.00 |
| Olive Grove Terrace | 50 | 63.28 | 31.64 |
| Wesley Meadows Retirement Community | 35 | 72.58 | 25.40 |
| Forrest County | 182 | 62.97 | 78.56 |
| Country Comfort | 16 | 92.16 | 14.74 |
| Emeritus at Forrest Park | 90 | 63.54 | 57.18 |
| Emeritus at Pine Meadow | 56 | 0.00 | 0.00 |
| Hartford Place | 20 | 33.20 | 6.64 |
| George County | 44 | 86.76 | 25.04 |
| Eva's Place | 15 | 0.00 | 0.00 |
| Smith Manor | 14 | 99.26 | 13.90 |
| Sparrow Hills | 15 | 74.26 | 11.14 |
| Grenada County | | | |
| Graceland of Grenada | 56 | 67.72 | 37.92 |
| Hancock County | 12 | 62.68 | 6.26 |
| Dunbar Village Courtyard | 10 | 62.68 | 6.26 |
| Woodland Village Nursing Center | 2 | 0.00 | 0.00 |
| Harrison County | 172 | 68.91 | 106.84 |
| Chapman Oaks | 15 | 58.62 | 8.80 |
| Lakeview Nursing Center | 10 | 60.50 | 6.04 |
| Lemoyne Place | 34 | 0.00 | 0.00 |
| Loyalton of Biloxi | 105 | 87.62 | 92.00 |
| Serenity Springs Personal Care Home | 8 | 0.00 | 0.00 |
| Hinds County | 432 | 90.60 | 258.04 |
| Alpha Omega Personal Care Home | 13 | 100.00 | 13.00 |
| Autumn Light | 23 | 65.22 | 15.00 |
| Central MS Personal Care | 13 | 100.00 | 13.00 |
| Community Welfare & Health Center | 14 | 96.38 | 13.50 |
| Eldercare Personal Care Home | 11 | 0.00 | 0.00 |
| Emeritus at Trace Pointe | 108 | 81.68 | 88.22 |
| Erie Street Personal Care Home | 11 | 100.00 | 11.00 |
| Gena's Four Seasons Personal Care Home | 8 | 0.00 | 0.00 |
| Genesis Personal Care Home | 17 | 0.00 | 0.00 |
| Love and Gracious Personal Care Home | 11 | 0.00 | 0.00 |
| McAllister's Personal Care Home | 11 | 90.90 | 10.00 |

Table LI Continued

2010 Personal Care Home Licensed Beds, Occupancy Rates
and Average Daily Census

| Personal Care Home | Licensed Beds | Occupancy Rate | Average Daily Census |
|--|------------------|-------------------|----------------------------|
| Myles Retreat | 43 | 0.00 | 0.00 |
| North Grove Assisted Living | 34 | 98.18 | 33.38 |
| Parker's Personal Care Home | 16 | 90.76 | 14.52 |
| Pope Personal Care Home | 5 | 0.00 | 0.00 |
| Riggs Manor Retirement Community Assisted Living | 56 | 82.90 | 46.42 |
| St David's Personal Care Home | 8 | 0.00 | 0.00 |
| Shanell's Residential Care Home | 15 | 0.00 | 0.00 |
| T's Personal Care Home | 10 | 0.00 | 0.00 |
| Vickie's House of Hope | 5 | 0.00 | 0.00 |
| Holmes County | | | |
| Miss Bernice's House | 16 | 100.00 | 16.00 |
| Itawamba County | | | |
| Countrywood Plantation | 46 | 59.34 | 27.30 |
| Daniel Assisted Living | 38 | 56.90 | 21.62 |
| Dogwood of Fulton | 32 | 77.88 | 24.92 |
| Phillips Personal Care Home | 14 | 21.12 | 2.96 |
| Jackson County | | | |
| Alternative Personal Care Home | 12 | 91.90 | 11.02 |
| The Gardens | 52 | 92.94 | 48.32 |
| Jasper County | | | |
| Summerland Manor | 48 | 49.00 | 23.52 |
| Jones County | | | |
| ComfortCare Assisted Living | 12 | 10.32 | 1.24 |
| Cottonwood Manor | 24 | 70.84 | 17.00 |
| Magnolia Gardens Assisted Living | 44 | 100.00 | 44.00 |
| Northview Villa Personal Care | 54 | 55.34 | 29.88 |
| Lafayette County | | | |
| Azalea Gardens | 90 | 75.30 | 67.78 |
| Hermitage Gardens of Oxford | 64 | 73.38 | 46.96 |
| Lamar County | | | |
| Alden Pointe | 45 | 80.20 | 36.08 |
| Magnolia Place | 18 | 81.94 | 14.76 |
| Provision Living at Hattiesburg | 100 | 79.98 | 79.98 |
| The Windham House of Hattiesburg | 12 | 81.44 | 9.78 |

Table LI Continued

2010 Personal Care Home Licensed Beds, Occupancy Rates
and Average Daily Census

| Personal Care Home | Licensed Beds | Occupancy Rate | Average Daily Census |
|--------------------------------------|------------------|-------------------|----------------------------|
| Lauderdale County | 205 | 89.74 | 52.06 |
| Aldersgate Personal Care | 58 | 89.74 | 52.06 |
| Fisher Care | 8 | 0.00 | 0.00 |
| Magnolia Home | 14 | 0.00 | 0.00 |
| McCoy Personal Care Home | 15 | 0.00 | 0.00 |
| Silver Leaf Manor | 110 | 0.00 | 0.00 |
| Lawrence County | | | |
| Heritage Manor Personal Care Home | 12 | 64.22 | 7.70 |
| Leake County | | | |
| Bee Hive Homes of Carthage | 15 | 32.76 | 4.91 |
| Lee County | 451 | 80.10 | 307.84 |
| Avonlea Assisted Living & Retirement | 72 | 87.46 | 62.98 |
| Homeplace of Saltillo | 60 | 0.00 | 0.00 |
| Magnolia Manor | 122 | 74.60 | 91.00 |
| Mitchell Center | 60 | 80.80 | 48.48 |
| Riverbirch Residence | 30 | 89.10 | 26.74 |
| Rosewood Residence | 75 | 72.28 | 54.22 |
| Samaritan Garden Personal Care Home | 32 | 76.34 | 24.42 |
| Leflore County | 74 | 89.74 | 63.98 |
| Country Meadow Personal Care Home | 12 | 94.56 | 11.34 |
| Indywood Glen Personal Care Home | 62 | 84.92 | 52.64 |
| Lincoln County | | | |
| Haven Hall Healthcare Center | 15 | 34.18 | 5.12 |
| Lowndes County | 200 | 77.86 | 152.80 |
| Collegeview Personal Care Home | 6 | 83.34 | 5.00 |
| Homeplace of Columbus | 62 | 66.12 | 41.00 |
| The Arrington | 70 | 79.90 | 55.92 |
| Trinity Place Personal Care | 62 | 82.06 | 50.88 |
| Madison County | 427 | 76.76 | 295.65 |
| Old Lades Home | 20 | 90.90 | 18.18 |
| Ridgeland Pointe | 100 | 72.76 | 72.76 |
| St Catherine's Village Campbell Cove | 36 | 95.98 | 34.56 |
| St Catherine's Village Marion Hall | 60 | 91.40 | 54.84 |
| Seasons | 10 | 0.00 | 0.00 |

Table LI Continued

2010 Personal Care Home Licensed Beds, Occupancy Rates
and Average Daily Census

| Personal Care Home | Licensed Beds | Occupancy Rate | Average Daily Census |
|--|------------------|-------------------|----------------------------|
| The Orchard Personal Care Home | 61 | 77.26 | 47.12 |
| Willard F Bond Home | 40 | 68.02 | 27.22 |
| The Blake at Township | 100 | 40.97 | 40.97 |
| Marion County | 19 | 54.54 | 6.00 |
| Bar-Sel Personal Care Home | 11 | 54.54 | 6.00 |
| The Grove | 8 | 0.00 | 0.00 |
| Marshall County | | | |
| Christopher's Personal Care Home | 46 | 73.12 | 33.64 |
| Monroe County | 95 | 87.53 | 86.42 |
| Garden Suite Assisted Living | 22 | 86.18 | 18.96 |
| Monroe County Rest Home | 12 | 76.32 | 9.16 |
| Oaktree Plantation | 51 | 96.44 | 49.18 |
| PressiCare | 10 | 91.16 | 9.12 |
| Neshoba County | 44 | 88.70 | 10.64 |
| Atwood Personal Care Home Philadelphia | 32 | 0.00 | 0.00 |
| Bee Hive Homes of Philadelphia | 12 | 88.70 | 10.64 |
| Newton County | 53 | 72.78 | 34.18 |
| Bee Hive Homes of Newton | 12 | 87.96 | 10.56 |
| Woodland Court Personal Care | 41 | 57.60 | 23.62 |
| Noxubee County | 25 | 66.11 | 17.08 |
| Elderly Care Center | 15 | 77.26 | 11.58 |
| Oakwood Manor | 10 | 54.96 | 5.50 |
| Oktibbeha County | 69 | 75.71 | 39.06 |
| Cantrell's Personal Care Home | 15 | 73.58 | 11.04 |
| Montgomery Gardens Senior Living | 36 | 77.84 | 28.02 |
| Vicker's Personal Care Home | 18 | 0.00 | 0.00 |
| Panola County | | | |
| Fairfield of Batesville | 54 | 84.32 | 45.54 |
| Pearl River County | 52 | 70.65 | 18.62 |
| New Country Living Personal Care Home | 14 | 84.06 | 11.76 |
| Our Place Personal Care Home | 12 | 57.24 | 6.86 |
| Shady Oaks of Carriere | 11 | 0.00 | 0.00 |
| Timeless Grace Assisted Living | 15 | 0.00 | 0.00 |

Table LI Continued

2010 Personal Care Home Licensed Beds, Occupancy Rates
and Average Daily Census

| Personal Care Home | Licensed Beds | Occupancy Rate | Average Daily Census |
|---|------------------|-------------------|----------------------------|
| Perry County | 24 | 91.51 | 21.96 |
| Community Development Assisted Living | 12 | 99.68 | 11.96 |
| Friend's Personal Care | 12 | 83.34 | 10.00 |
| Pike County | 98 | 58.70 | 57.00 |
| Aston Court Retirement Community | 50 | 32.50 | 16.24 |
| Camellia Estates | 48 | 84.90 | 40.76 |
| Pontotoc County | | | |
| Church Street Personal Care Home of E cru | 40 | 0.00 | 0.00 |
| Prentiss County | 81 | 55.52 | 22.20 |
| The Landmark Community | 40 | 55.52 | 22.20 |
| Scott Del Cottage | 41 | 0.00 | 0.00 |
| Rankin County | 275 | 68.29 | 171.05 |
| Brandon Court | 6 | 61.64 | 3.70 |
| Briar Hill Rest Home Personal Care Home | 2 | 0.00 | 0.00 |
| Chateau Jorja | 15 | 0.00 | 0.00 |
| Christopher's Court | 15 | 0.00 | 0.00 |
| Emeritus at Heritage House | 110 | 85.94 | 94.53 |
| Peach Tree Village | 71 | 68.32 | 48.52 |
| Villa South Assisted Living | 50 | 38.10 | 19.06 |
| Wisteria Gardens | 6 | 87.44 | 5.24 |
| Scott County | 27 | 64.29 | 16.64 |
| Bee Hive Homes of Forest | 12 | 88.58 | 10.64 |
| Magnolia Manor | 15 | 40.00 | 6.00 |
| Simpson County | 33 | 85.80 | 28.74 |
| Lakeview Place | 12 | 81.12 | 9.74 |
| Bryant's Residential Care Facility | 21 | 90.48 | 19.00 |
| Stone County | 16 | 0.00 | 0.00 |
| Personal Care Home of Wiggins | 15 | 0.00 | 0.00 |
| Stone County Nursing & Rehab Center | 1 | 0.00 | 0.00 |
| Sunflower County | 52 | 95.93 | 37.92 |
| Indywood | 29 | 93.38 | 27.08 |
| Ruleville Nursing & Rehab Center | 11 | 98.48 | 10.84 |
| Shirley's Personal Care Home | 12 | 0.00 | 0.00 |

Table LI Continued

2010 Personal Care Home Licensed Beds, Occupancy Rates
and Average Daily Census

| Personal Care Home | Licensed Beds | Occupancy Rate | Average Daily Census |
|-------------------------------------|------------------|-------------------|----------------------------|
| Tate County | | | |
| Providence PCC of Senatobia | 60 | 0.00 | 0.00 |
| Tishomingo County | | | |
| Carrington House | 25 | 0.00 | 0.00 |
| Southern Magnolia Estates | 37 | 93.40 | 34.56 |
| Southern Magnolia Estates II | 18 | 97.48 | 17.54 |
| Southern Magnolia Estates II B | 37 | 89.94 | 33.28 |
| Union County | | | |
| Dogwood of New Albany | 24 | 81.56 | 19.58 |
| Magnolia Place of New Albany | 40 | 76.74 | 30.70 |
| Pine Ridge Heart to Heart | 12 | 0.00 | 0.00 |
| The Sunshine Inn | 20 | 0.00 | 0.00 |
| Warren County | | | |
| Belmont Gardens | 32 | 71.88 | 23.00 |
| Heritage House Assisted Living | 41 | 93.24 | 38.22 |
| Washington County | | | |
| Magnolia Gardens of Greenville | 48 | 78.60 | 37.74 |
| Wellington Place of Greenville | 55 | 41.76 | 22.96 |
| Wayne County | | | |
| Brookwood Villa | 24 | 64.50 | 15.48 |
| Pine View Health Care Center | 3 | 0.00 | 0.00 |
| Southern Living Specialty Care | 25 | 80.00 | 20.00 |
| Webster County | | | |
| Vicker's Personal Care Home | 13 | 0.00 | 0.00 |
| Winston County | | | |
| Bee Hive Homes of Louisville | 16 | 97.50 | 15.60 |
| Lakeside Village Residential Living | 15 | 94.82 | 14.22 |

*Based on 4,531 licensed beds. Forty-two personal care homes did not report patient days.

Table LII

Personal Care Home Bed Count by County and Type of Accommodation
as of December 31, 2010

| County | Total Licensed Beds | Beds Set up and Staffed | Private | Semi-Private | Ward |
|--------------|---------------------------|----------------------------|--------------|--------------|------------|
| Total | 5,393 | 4,655 | 3,412 | 969 | 274 |
| Adams | 60 | 55 | 51 | 4 | 0 |
| Alcorn | 69 | 52 | 46 | 6 | 0 |
| Attala | 39 | 39 | 33 | 6 | 0 |
| Bolivar | 133 | 123 | 123 | 0 | 0 |
| Calhoun | 20 | 20 | 14 | 6 | 0 |
| Chickasaw | 18 | 15 | 15 | 0 | 0 |
| Choctaw | 14 | 13 | 5 | 8 | 0 |
| Clarke | 30 | 25 | 21 | 4 | 0 |
| Clay | 21 | 21 | 13 | 8 | 0 |
| Coahoma | 36 | 28 | 26 | 2 | 0 |
| Covington | 36 | 25 | 25 | 0 | 0 |
| DeSoto | 251 | 171 | 139 | 32 | 0 |
| Forrest | 182 | 155 | 85 | 70 | 0 |
| George | 44 | 35 | 18 | 14 | 3 |
| Grenada | 56 | 45 | 45 | 0 | 0 |
| Hancock | 12 | 12 | 10 | 2 | 0 |
| Harrison | 172 | 154 | 111 | 34 | 9 |
| Hinds | 432 | 419 | 159 | 150 | 110 |
| Holmes | 16 | 16 | 0 | 16 | 0 |
| Itawamba | 130 | 97 | 73 | 18 | 6 |
| Jackson | 64 | 60 | 36 | 18 | 6 |
| Jasper | 48 | 22 | 22 | 0 | 0 |
| Jones | 134 | 109 | 57 | 52 | 0 |
| Lafayette | 154 | 136 | 132 | 4 | 0 |
| Lamar | 175 | 147 | 121 | 26 | 0 |
| Lauderdale | 205 | 179 | 136 | 24 | 19 |
| Lawrence | 12 | 12 | 4 | 8 | 0 |
| Leake | 15 | 15 | 15 | 0 | 0 |
| Lee | 451 | 387 | 284 | 78 | 25 |
| Leflore | 74 | 70 | 70 | 0 | 0 |
| Lincoln | 15 | 15 | 1 | 14 | 0 |
| Lowndes | 200 | 179 | 161 | 18 | 0 |
| Madison | 427 | 353 | 305 | 48 | 0 |
| Marion | 19 | 17 | 3 | 14 | 0 |
| Marshall | 46 | 46 | 30 | 16 | 0 |
| Monroe | 95 | 92 | 72 | 20 | 0 |
| Neshoba | 44 | 44 | 44 | 0 | 0 |
| Newton | 53 | 42 | 20 | 22 | 0 |
| Noxubee | 25 | 20 | 18 | 2 | 0 |
| Oktibbeha | 69 | 64 | 61 | 3 | 0 |
| Panola | 54 | 48 | 48 | 0 | 0 |

Table LII Continued

Personal Care Home Bed Count by County and Type of Accommodation
as of December 31, 2010

| County | Total Licensed Beds | Beds Set up and Staffed | Private | Semi-Private | Ward |
|-------------|---------------------------|----------------------------|---------|--------------|------|
| Pearl River | 52 | 49 | 16 | 30 | 3 |
| Perry | 24 | 24 | 0 | 4 | 20 |
| Pike | 98 | 64 | 64 | 0 | 0 |
| Pontotoc | 40 | 40 | 18 | 22 | 0 |
| Prentiss | 81 | 62 | 62 | 0 | 0 |
| Rankin | 275 | 238 | 157 | 58 | 23 |
| Scott | 27 | 27 | 13 | 4 | 10 |
| Simpson | 33 | 32 | 11 | 0 | 21 |
| Stone | 16 | 15 | 1 | 14 | 0 |
| Sunflower | 52 | 51 | 29 | 10 | 12 |
| Tate | 60 | 60 | 58 | 2 | 0 |
| Tishomingo | 117 | 103 | 95 | 8 | 0 |
| Union | 96 | 86 | 57 | 22 | 7 |
| Warren | 73 | 65 | 65 | 0 | 0 |
| Washington | 103 | 87 | 57 | 30 | 0 |
| Wayne | 52 | 39 | 25 | 14 | 0 |
| Webster | 13 | 8 | 8 | 0 | 0 |
| Winston | 31 | 28 | 24 | 4 | 0 |

Table LIII

Personal Care Home Count and Percentage Distribution
by Type of Accommodation as of December 31, 2010

| | Total | Percent |
|------------------------------|--------------|--------------|
| Licensed Bed Capacity | 5,393 | 100.0 |
| Total Beds Set Up | 4,655 | 86.3 |
| Private | 3,412 | 73.3 |
| Semi-private | 969 | 20.8 |
| Ward | 274 | 5.9 |

Table LIV

Personal Care Homes by Bed Size
as of December 31, 2010

| | Total | Percent |
|--------------|------------|--------------|
| Total | 166 | 100.0 |
| <15 | 53 | 31.9 |
| 15 to 29 | 41 | 24.7 |
| 30 to 44 | 27 | 16.3 |
| 45 to 59 | 19 | 11.4 |
| >= 60 | 26 | 15.7 |

Table LV

Personal Care Homes by Bed Size and County
as of December 31, 2010

| Percent | Under 15 | 15 to 29 | 30 to 44 | 45 to 59 | 60 & UP | Total |
|--------------|-----------|-----------|-----------|-----------|-----------|------------|
| Total | 53 | 41 | 27 | 19 | 26 | 166 |
| Adams | 1 | 0 | 0 | 1 | 0 | 2 |
| Alcorn | 0 | 1 | 1 | 0 | 0 | 2 |
| Attala | 1 | 0 | 1 | 0 | 0 | 2 |
| Bolivar | 0 | 0 | 1 | 0 | 1 | 2 |
| Calhoun | 0 | 1 | 0 | 0 | 0 | 1 |
| Chickasaw | 0 | 1 | 0 | 0 | 0 | 1 |
| Choctaw | 1 | 0 | 0 | 0 | 0 | 1 |
| Clarke | 0 | 2 | 0 | 0 | 0 | 2 |
| Clay | 0 | 1 | 0 | 0 | 0 | 1 |
| Coahoma | 0 | 0 | 1 | 0 | 0 | 1 |
| Covington | 0 | 0 | 1 | 0 | 0 | 1 |
| DeSoto | 0 | 0 | 1 | 1 | 2 | 4 |
| Forrest | 0 | 2 | 0 | 1 | 1 | 4 |
| George | 1 | 2 | 0 | 0 | 0 | 3 |
| Grenada | 0 | 0 | 0 | 1 | 0 | 1 |
| Hancock | 2 | 0 | 0 | 0 | 0 | 2 |
| Harrison | 2 | 1 | 1 | 0 | 1 | 5 |
| Hinds | 12 | 4 | 2 | 1 | 1 | 20 |
| Holmes | 0 | 1 | 0 | 0 | 0 | 1 |
| Itawamba | 1 | 0 | 2 | 1 | 0 | 4 |
| Jackson | 1 | 0 | 0 | 1 | 0 | 2 |
| Jasper | 0 | 0 | 0 | 1 | 0 | 1 |
| Jones | 1 | 1 | 1 | 1 | 0 | 4 |
| Lafayette | 0 | 0 | 0 | 0 | 2 | 2 |
| Lamar | 1 | 1 | 0 | 1 | 1 | 4 |
| Lauderdale | 2 | 1 | 0 | 1 | 1 | 5 |
| Lawrence | 1 | 0 | 0 | 0 | 0 | 1 |
| Leake | 0 | 1 | 0 | 0 | 0 | 1 |
| Lee | 0 | 0 | 2 | 0 | 5 | 7 |
| Leflore | 1 | 0 | 0 | 0 | 1 | 2 |
| Lincoln | 0 | 1 | 0 | 0 | 0 | 1 |
| Lowndes | 1 | 0 | 0 | 0 | 3 | 4 |
| Madison | 1 | 1 | 2 | 0 | 4 | 8 |
| Marion | 2 | 0 | 0 | 0 | 0 | 2 |
| Marshall | 0 | 0 | 0 | 1 | 0 | 1 |
| Monroe | 2 | 1 | 0 | 1 | 0 | 4 |
| Neshoba | 1 | 0 | 1 | 0 | 0 | 2 |
| Newton | 1 | 0 | 1 | 0 | 0 | 2 |
| Noxubee | 1 | 1 | 0 | 0 | 0 | 2 |
| Oktibbeha | 0 | 2 | 1 | 0 | 0 | 3 |
| Panola | 0 | 0 | 0 | 1 | 0 | 1 |
| Pearl River | 3 | 1 | 0 | 0 | 0 | 4 |
| Perry | 2 | 0 | 0 | 0 | 0 | 2 |

Table LV Continued

Personal Care Homes by Bed Size and Count
as of December 31, 2010

| Percent | Under 15 | 15 to 29 | 30 to 44 | 45 to 59 | 60 & UP | Total |
|------------|----------|----------|----------|----------|---------|-------|
| Pike | 0 | 0 | 0 | 2 | 0 | 2 |
| Pontotoc | 0 | 0 | 1 | 0 | 0 | 1 |
| Prentiss | 0 | 0 | 2 | 0 | 0 | 2 |
| Rankin | 3 | 2 | 0 | 1 | 2 | 8 |
| Scott | 1 | 1 | 0 | 0 | 0 | 2 |
| Simpson | 1 | 1 | 0 | 0 | 0 | 2 |
| Stone | 1 | 1 | 0 | 0 | 0 | 2 |
| Sunflower | 2 | 1 | 0 | 0 | 0 | 3 |
| Tate | 0 | 0 | 0 | 0 | 1 | 1 |
| Tishomingo | 0 | 2 | 2 | 0 | 0 | 4 |
| Union | 1 | 2 | 1 | 0 | 0 | 4 |
| Warren | 0 | 0 | 2 | 0 | 0 | 2 |
| Washington | 0 | 0 | 0 | 2 | 0 | 2 |
| Wayne | 1 | 2 | 0 | 0 | 0 | 3 |
| Webster | 1 | 0 | 0 | 0 | 0 | 1 |
| Winston | 0 | 2 | 0 | 0 | 0 | 2 |

Table LVI

Patients Served During 2010 in Personal Care Homes
by Age Group and Sex

| <u>Age</u> | <u>Total</u> | <u>Percent</u> |
|--------------|--------------|----------------|
| Total | 5,921 | 100.0 |
| <18 | 1 | 0.0 |
| 18-44 | 166 | 2.8 |
| 45-64 | 556 | 9.4 |
| 65-74 | 550 | 9.3 |
| 75-84 | 1,877 | 31.7 |
| >=85 | 2,771 | 46.8 |
| ----- | | |
| Sex | 5,921 | 100.0 |
| Male | 1,644 | 27.8 |
| Female | 4,277 | 72.2 |

Table LVII

Number of Personal Care Home Patients by Sex in 2010

| | Total | Male | Female |
|---|--------------|--------------|--------------|
| Total Patients December 31, 2009 | 3,807 | 982 | 2,825 |
| New Admissions 2010 | 2,114 | 662 | 1,452 |
| Live Discharges 2010 | 1,390 | 446 | 944 |
| Deaths | 433 | 137 | 296 |
| Total Patients December 31, 2010 | 4,098 | 1,061 | 3,037 |

Table LVIII

Ambulation Status of Patients in Personal Care Homes
as of December 31, 2010 and Total Days of Patient Care

| | Total | Percent |
|-----------------------|--------------|--------------|
| Total Patients | 4,078 | 100.0 |
| Ambulant Patients | 3,913 | 96.0 |
| Non-Ambulant Patients | 165 | 4.0 |
| Total Patient Days | 1,203,390 | |

Table LIX

2010 Personal Care Home Admissions

| | Total | Percent |
|------------------------|--------------|--------------|
| Total | 2,114 | 100.0 |
| Hospital | 401 | 19.0 |
| Another Nursing Home | 343 | 16.2 |
| Own or Relative's Home | 1,120 | 53.0 |
| Other | 250 | 11.8 |

Table LX

2010 Personal Care Home Admissions by Fee Source

| | Total | Percent |
|---------------------------|--------------|--------------|
| Total | 2,114 | 100.0 |
| Medicare | 0 | 0.0 |
| Medicaid | 0 | 0.0 |
| Patients and/or Relatives | 1,981 | 93.7 |
| VA Sponsored | 14 | 0.6 |
| Welfare Only | 0 | 0.0 |
| Welfare and Other Sources | 1 | 0.0 |
| All Other Sources | 118 | 5.7 |

Table LXI

Destination of Patients Discharged
from Personal Care Homes During 2010

| | Total | Percent |
|-------------------------------------|--------------|--------------|
| Total | 1,823 | 100.0 |
| Deaths | 433 | 23.8 |
| Live Discharges | 1,390 | 76.2 |
| Returned to Own or Relatives Home | 393 | 28.3 |
| Transferred to Hospital | 335 | 24.1 |
| Transferred to Another Nursing Home | 466 | 33.5 |
| All Others | 196 | 14.1 |

Table LXII

Selected 2010 Personal Care Home Data

| | Patient Days | Total Admissions | Total Patients Served |
|--------------|------------------|------------------|-----------------------|
| Total | 1,203,390 | 2,114 | 5,921 |
| Adams | 18,481 | 20 | 69 |
| Alcorn | 19,404 | 35 | 81 |
| Attala | 0 | 14 | 50 |
| Bolivar | 39,344 | 41 | 153 |
| Calhoun | 5,518 | 10 | 25 |
| Chickasaw | 4,516 | 9 | 20 |
| Choctaw | 4,106 | 5 | 17 |
| Clarke | 7,011 | 17 | 31 |
| Clay | 3,662 | 12 | 22 |
| Coahoma | 9,143 | 9 | 32 |
| Covington | 10,982 | 9 | 40 |
| DeSoto | 56,093 | 101 | 244 |
| Forrest | 28,677 | 56 | 175 |
| George | 9,138 | 18 | 44 |
| Grenada | 13,841 | 28 | 63 |
| Hancock | 2,288 | 10 | 19 |
| Harrison | 38,997 | 78 | 217 |
| Hinds | 94,180 | 151 | 491 |
| Holmes | 5,840 | 5 | 21 |
| Itawamba | 28,032 | 53 | 123 |
| Jackson | 21,664 | 35 | 94 |
| Jasper | 8,585 | 6 | 30 |
| Jones | 34,718 | 65 | 153 |
| Lafayette | 41,880 | 49 | 158 |
| Lamar | 51,319 | 71 | 209 |
| Lauderdale | 18,999 | 69 | 243 |
| Lawrence | 2,813 | 2 | 10 |
| Leake | 285 | 6 | 6 |
| Lee | 112,357 | 187 | 544 |
| Leflore | 23,358 | 20 | 82 |
| Lincoln | 1,871 | 6 | 10 |
| Lowndes | 55,771 | 82 | 234 |
| Madison | 105,084 | 243 | 512 |
| Marion | 2,190 | 0 | 7 |
| Marshall | 12,277 | 16 | 56 |
| Monroe | 31,543 | 16 | 102 |
| Neshoba | 3,885 | 25 | 43 |
| Newton | 12,472 | 18 | 50 |
| Noxubee | 6,236 | 3 | 24 |
| Oktibbeha | 14,256 | 33 | 85 |
| Panola | 16,619 | 20 | 68 |
| Pearl River | 6,802 | 19 | 53 |
| Perry | 8,016 | 3 | 42 |

Table LXII Continued

Selected 2010 Personal Care Home Data

| | Patient Days | Total Admissions | Total Patients Served |
|------------|--------------|------------------|-----------------------|
| Pike | 20,806 | 35 | 91 |
| Pontotoc | 0 | 22 | 52 |
| Prentiss | 8,105 | 26 | 57 |
| Rankin | 33,976 | 49 | 240 |
| Scott | 6,070 | 8 | 24 |
| Simpson | 10,488 | 11 | 34 |
| Stone | 0 | 23 | 23 |
| Sunflower | 13,838 | 26 | 71 |
| Tate | 0 | 49 | 55 |
| Tishomingo | 31,166 | 42 | 140 |
| Union | 18,348 | 39 | 111 |
| Warren | 22,348 | 29 | 62 |
| Washington | 22,156 | 39 | 102 |
| Wayne | 12,951 | 23 | 55 |
| Webster | 0 | 6 | 14 |
| Winston | 10,885 | 12 | 38 |

2010 ANNUAL REPORT

NAME OF INSTITUTION: _____

STREET ADDRESS: _____

CITY: _____ ZIP _____ COUNTY _____ TELEPHONE NO. _____

- FAX NO. _____

- NAME OF LICENSEE: _____

- NAME OF ADMINISTRATOR: _____

Classification of License 12/31/10 _____ SNF _____ ICF/MR _____ PSY/RES _____ Personal Care
 Ownership of Facility 12/31/10 _____ Public _____ Public Leased _____ Non-profit _____ Proprietary
 Medicare Certified Beds _____ Medicaid Certified Beds _____ Total Licensed Beds _____

- Bed count-number of beds installed or set up for patients or residents on 12-31-10 (total number of beds should not exceed bed capacity shown on license).

Number of rooms with one bed on 12/31/10 _____; Number of beds _____
 Number of rooms with 2 beds on 12/31/10 _____; Number of beds _____
 Number of rooms with 3 beds on 12/31/10 _____; Number of beds _____
 Number of rooms with 4 beds on 12/31/10 _____; Number of beds _____
 Number of rooms with 5 or more beds on 12/31/10 _____; Number of beds _____
 Other accommodations (specify) _____; Number of beds _____
 TOTAL NUMBER of beds installed or set up in all rooms on 12/31/10 _____

Number of employees as of 12/31/10. Enter each employee only in the major category in which he or she functions. If a registered professional nurse or a licensed practical nurse functions as an administrator, enter on administrator line and indicate whether an R.N. or L.P.N. A consultant should be counted as part-time.

| CATEGORY | FULL-TIME | PART-TIME | FULL-TIME | PART-TIME |
|----------|-----------|-----------|-----------|-----------|
|----------|-----------|-----------|-----------|-----------|

| | |
|----------------------------|-------------------------------|
| ADMINISTRATOR(s) _____ | DIETITIAN (ADA) _____ |
| CLERICAL _____ | FOOD SERVICE SUPERVISOR _____ |
| R.N.'s _____ | COOKS & FOOD WORKERS _____ |
| L.P.N.'s _____ | PHYSICAL THERAPIST _____ |
| AIDES & ORDERLIES _____ | PHARMACIST _____ |
| HOUSEKEEPERS & MAIDS _____ | OTHER WORKERS _____ |
| LAUNDRY WORKERS _____ | TOTAL EMPLOYEES _____ |

List as of 12/31/10 ALL R.N.'s by name, registration number and shift worked and all L.P.N.'s by name, license number and shift worked. List only those who function as a nurse.

| NAME | REG. NO. | FOR R.N. | LIC. NO. | FOR L.P.N. | SHIFT WORKED |
|------|----------|----------|----------|------------|--------------|
| | | | | | |
| | | | | | |

SECTION A. NUMBER OF PATIENTS BY RACE AND SEX

BLACK WHITE OTHER BLACK WHITE OTHER
MALES MALES MALES FEMALES FEMALES FEMALES

- 1. Total Patients 12/31/09
2. New admissions 2010
3. Live discharges 2010
4. Died
5. TOTAL patients 12/31/10

SECTION B. SOURCE OF FEES AT TIME OF ADMISSION FOR PATIENTS ADMITTED IN 2010

- 1. Medicare
2. Medicaid
3. Patients and/or relatives
4. VA sponsored
5. Welfare only
6. Welfare and other sources
7. Other (specify)
8. TOTAL admissions in 2010

SECTION E.

TOTAL days of patient care rendered
By facility during 2010

SECTION F. AMBULATION STATUS OF PATIENTS IN HOME AS OF 12/31/10

- 1. Ambulant
2. Non-ambulant
3. TOTAL patients 12/31/10

SECTION C. PLACE FROM WHICH PATIENTS WERE ADMITTED IN 2010.

- 1. Hospital
2. Another nursing home
3. Own or relative's home
4. Other (specify)
5. TOTAL admissions in 2010

SECTION G. DISPOSITION OF LIVE DISCHARGES IN 2010.

- 1. Returned to own or relative's home
2. Transferred to a hospital
3. Transferred to another nursing home
4. Other (specify)
5. TOTAL live discharges in 2010

SECTION D. NUMBER OF PATIENTS SERVED DURING 2010 BY AGE GROUP:

- 1. Under 18 years
2. 18 - 44 years
3. 45 - 64 years
4. 65 - 74 years
5. 75 - 84 years
6. 85 years and older
7. TOTAL patients served during 2010

Minimum Rate \$ per month: maximum rate \$ per month. Please attach current rate schedule.

Remarks:

I certify that the above information is correct to the best of my knowledge.

Date Signed

INSTRUCTIONS FOR PREPARATION
OF
ANNUAL REPORT FOR INSTITUTION FOR THE AGED OR INFIRM

PAGE 1

The information to be entered on Page 1 is mostly self-explanatory with the possible exception of the section regarding "Number of employees as of December 31, 2010." Only those workers who are employees of the institution and are paid by the institution should be shown. A full-time employee is one who works approximately forty (40) hours per week in the institution. A consultant should be counted as part-time.

In reporting the number of employees for the distinct parts - report only those employees that staff the distinct part.

PAGE 2

SECTION A. Number of patients by race and sex.

- Line 1. Enter number of patients in the facility at midnight on date shown. Enter race and sex in appropriate column. The entries on Line 1 must correspond with Section A Line 5 of the 2009 report.
- Line 2. Enter number of patients admitted during the year by race and sex. It is possible that a person might have been admitted more than one time during the year.
- Line 3. Enter live discharges by race and sex.
- Line 4. Enter number of patients by race and sex who died in the facility.
- Line 5. Enter the number of patients by race and sex who were in the facility at midnight on date shown. The figures shown on Line 5 must equal the total of Lines 3 and 4 subtracted from the total of Lines 1 and 2. These figures must check both horizontally and vertically.

SECTION B. Source of fees at the time of admission for all patients admitted in 2010.

The source of fees for patients in 2010 will be the admissions in Section A, Line 2. Enter source of fees for payment at the time of admission. The total shown in Section B, Line 8, must be identical to the total shown in Section A, Line 2. Do not make any entry on Line 7 that will apply in Lines 1 through 6. Explain any entry on line 7 in "Remarks/Comments" section below.

SECTION C. Place from which patients were admitted in 2010.

Enter number of patients admitted from each of the places shown. Do not

make any entry on Line 4 that will apply in Lines 1 through 3. Explain any entry on Line 4 in "Remarks/Comments" section below.

SECTION D. Number of patients served by age group during 2010

Show all patients served during the calendar year of 2010 in the appropriate age and sex group. This will be the same number of patients shown in Section A, Lines 1 and 2. Line 7 must equal the total of Lines 1 and 2 in Section A.

SECTION E. Total days of patient care rendered by facility during 2010.

Each day that a patient is in the facility is considered a patient day. Section E is the total of days for all patients served during the day.

SECTION F. Ambulation status of patients in the facility on December 31, 2010.

Note that Section F asks for ambulation status on one particular day, December 31, 2010. The total on Line 3 must be the same as the total on Line 5, Section A.

SECTION G. Disposition of live discharges in 2010.

Enter number of patients who were discharged from the facility to each of the places shown. Explain any entry on Line 4 in "Remarks/Comments" section below. The total shown on Line 5 must be the same as shown on Line 3 in Section A.

Please return the 2010 annual report form as the one page two sided document provided in your packet, and keep a copy for your files for reference in completing next year's report.

Appendix B

Table I

Nursing Homes, Bed Count, Patient Census, Patients Served,
And New Admissions by Type of Nursing Home and Year
All as of December 31, 1961-2007

| Item and Type of Institution | 1961 | 1962 | 1963 | 1964 | 1965 |
|--|-------|-------|--------|--------|-------|
| Counties with Institutions on December 31 | 36 | 36 | 39 | 39 | 39 |
| Institutions on December 31: | 96 | 97 | 102 | 99 | 93 |
| Intensive Nursing Care | * | * | * | * | * |
| Skilled Nursing Care | * | * | * | * | * |
| Intermediate Nursing Care | * | * | * | * | * |
| Bed Count on December 31: | 2,626 | 2,699 | 2,797# | 2,811# | 2,853 |
| Intensive Nursing Care | * | * | * | * | * |
| Skilled Nursing Care | * | * | * | * | * |
| Intermediate Nursing Care | * | * | * | * | * |
| Patients on December 31: | 1,958 | 2,107 | 2,221# | 2,349 | 2,382 |
| Intensive Nursing Care | * | * | * | * | * |
| Skilled Nursing Care | * | * | * | * | * |
| Intermediate Nursing Care | * | * | * | * | * |
| Patients Served during Year: | 3,702 | 4,025 | 4,063# | 4,259# | 4,234 |
| Intensive Nursing Care | * | * | * | * | * |
| Skilled Nursing Care | * | * | * | * | * |
| Intermediate Nursing Care | * | * | * | * | * |
| New Admissions During Year: | 2,002 | 2,081 | 1,977# | 2,084# | 1,981 |
| Intensive Nursing Care | * | * | * | * | * |
| Skilled Nursing Care | * | * | * | * | * |
| Intermediate Nursing Care | * | * | * | * | * |

* Institutions were not classified by type until 1966.

Excludes beds or patients in one home for which no information was available.

Table I

1961-2007 Continued

| Item and Type of Institution | 1966 | 1967 | 1968 | 1969 | 1970 |
|---|-------|-------|-------|-------|--------|
| Counties with Institutions on December 31: | 37 | 40 | 42 | 47 | 51 |
| Institutions on December 31: | 64 | 69 | 83 | 94 | 104 |
| Intensive Nursing Care | 2 | 2 | 2 | 3 | 2 |
| Skilled Nursing Care | 19 | 33 | 51 | 63 | 72 |
| Intermediate Nursing Care | 43 | 34 | 30 | 28 | 30 |
| Bed Count on December 31: | 2,838 | 3,230 | 4,314 | 5,334 | 6,126 |
| Intensive Nursing Care | 140 | 141 | 171 | 275 | 167 |
| Skilled Nursing Care | 957 | 1,848 | 3,008 | 3,954 | 4,736 |
| Intermediate Nursing Care | 1,741 | 1,241 | 1,135 | 1,105 | 1,223 |
| Patients on December 31: | 2,202 | 2,809 | 3,642 | 4,064 | 4,995 |
| Intensive Nursing Care | 47 | 98 | 115 | 160 | 91 |
| Skilled Nursing Care | 648 | 1,631 | 2,592 | 2,971 | 3,861 |
| Intermediate Nursing Care | 1,507 | 1,080 | 935 | 933 | 1,043 |
| Patients Served during Year: | 3,846 | 5,610 | 7,759 | 9,806 | 11,059 |
| Intensive Nursing Care | 90 | 302 | 527 | 590 | 450 |
| Skilled Nursing Care | 1,138 | 3,502 | 5,756 | 7,791 | 9,012 |
| Intermediate Nursing Care | 2,618 | 1,806 | 1,476 | 1,425 | 1,597 |
| New Admissions During Year: | 1,894 | 3,455 | 4,956 | 6,194 | 7,016 |
| Intensive Nursing Care | 67 | 249 | 429 | 475 | 379 |
| Skilled Nursing Care | 620 | 2,497 | 4,029 | 5,198 | 6,089 |
| Intermediate Nursing Care | 1,207 | 709 | 498 | 521 | 548 |

Table I

1961-2007 Continued

| Item and Type of Institution | 1971 | 1972 | 1973 | 1974 | 1975 |
|---|--------|--------|--------|--------|--------|
| Counties with Institutions on December 31: | 52 | 53 | 54 | 60 | 61 |
| Institutions on December 31: | 109 | 112 | 114 | 126 | 130 |
| Intensive Nursing Care | 1 | 1 | 1 | 1 | 1 |
| Skilled Nursing Care | 73 | 79 | 84 | 99 | 102 |
| Intermediate Nursing Care | 35 | 32 | 29 | 26 | 27 |
| Bed Count on December 31: | 6,710 | 7,072 | 7,346 | 8,159 | 8,821 |
| Intensive Nursing Care | 63 | 64 | 64 | 64 | 41 |
| Skilled Nursing Care | 4,925 | 5,426 | 5,901 | 6,792 | 7,308 |
| Intermediate Nursing Care | 1,722 | 1,582 | 1,381 | 1,303 | 1,472 |
| Patients on December 31: | 5,859 | 5,866 | 6,980 | 7,737 | 8,384 |
| Intensive Nursing Care | 37 | 31 | 32 | 30 | 36 |
| Skilled Nursing Care | 4,263 | 4,953 | 5,667 | 6,502 | 6,968 |
| Intermediate Nursing Care | 1,559 | 1,444 | 1,281 | 1,205 | 1,380 |
| Patients Served during Year: | 11,775 | 11,460 | 12,382 | 13,572 | 14,130 |
| Intensive Nursing Care | 82 | 55 | 64 | 65 | 64 |
| Skilled Nursing Care | 9,348 | 9,222 | 10,441 | 11,728 | 12,032 |
| Intermediate Nursing Care | 2,345 | 2,183 | 1,877 | 1,779 | 2,034 |
| New Admissions During Year: | 6,898 | 5,667 | 5,923 | 6,345 | 6,559 |
| Intensive Nursing Care | 43 | 18 | 33 | 33 | 34 |
| Skilled Nursing Care | 6,020 | 4,868 | 5,260 | 5,751 | 5,600 |
| Intermediate Nursing Care | 835 | 781 | 630 | 561 | 925 |

Table I

1961-2007 Continued

| Item and Type of Institution | 1976 | 1977 | 1978 | 1979 | 1980 |
|---|--------|--------|---------|--------|---------|
| Counties with Institutions on December 31: | 63 | 66 | 67 | 67 | 68 |
| Institutions on December 31: | 146 | 151 | 158 | 163& | 165 |
| Intensive Nursing Care | 1 | 0 | 0 | 0 | 0 |
| Skilled Nursing Care | 110 | 116 | 126 | 130 | 128 |
| Intermediate Nursing Care | 35 | 35 | 32 | 32 | 37 |
| Bed Count on December 31: | 10,393 | 11,220 | 12,399 | 13,417 | 14,038 |
| Intensive Nursing Care | 41 | 0 | 0 | 0 | 0 |
| Skilled Nursing Care | 8,046 | 8,763 | 9,946 | 10,920 | 11,032 |
| Intermediate Nursing Care | 2,306 | 2,457 | 2,453 | 2,497 | 3,006 |
| Patients on December 31: | 9,740 | 10,600 | 11,760+ | 12,812 | 13,093* |
| Intensive Nursing Care | 35 | 0 | 0 | 0 | 0 |
| Skilled Nursing Care | 7,665 | 8,357 | 9,531 | 10,474 | 10,631 |
| Intermediate Nursing Care | 2,040 | 2,243 | 2,229 | 2,338 | 2,462 |
| Patients Served during Year: | 15,941 | 17,161 | 18,881+ | 19,925 | 9,721*# |
| Intensive Nursing Care | 51 | 0 | 0 | 0 | 0 |
| Skilled Nursing Care | 12,790 | 13,936 | 15,728 | 16,724 | 16,319 |
| Intermediate Nursing Care | 3,100 | 3,225 | 3,153 | 3,201 | 3,402 |
| New Admissions During Year: | 7,649 | 7,478 | 8,432+ | 8,148 | 7,185*# |
| Intensive Nursing Care | 15 | 0 | 0 | 0 | 0 |
| Skilled Nursing Care | 5,916 | 6,156 | 7,180 | 6,970 | 5,867 |
| Intermediate Nursing Care | 1,718 | 1,322 | 1,252 | 1,178 | 1,318 |

& - Excludes patients in three facilities for which no information was available.

+ - In the original 1979 report four facilities which closed during the year were inadvertently included.

* - Excludes patients in two facilities for which no information was available.

- Includes patients from one facility which closed during the year.

Table I

1961-2007 Continued

| Item and Type of Nursing Home | 1981 | 1982 | 1983 | 1984 |
|--|--------|--------|--------|--------|
| Counties with Nursing Homes on December 31: | 72 | 72 | 72 | 72 |
| Nursing Homes on December 31: | 163 | 165 | 167 | 170 |
| Skilled Nursing Care | 32 | 32 | 32 | 35 |
| Intermediate Nursing Care | 29 | 27 | 28 | 31 |
| Skilled/Intermediate | 102 | 106 | 107 | 104 |
| Bed Count on December 31: | 13,455 | 13,793 | 14,091 | 14,171 |
| Skilled Nursing Care | 2,122 | 2,285 | 2,290 | 2,435 |
| Intermediate Nursing Care | 1,730 | 1,659 | 1,778 | 2,021 |
| Skilled/Intermediate | 9,603 | 9,849 | 10,023 | 9,715 |
| Patients on December 31: | 12,961 | 13,456 | 13,807 | 13,796 |
| Skilled Nursing Care | 1,998 | 2,236 | 2,227 | 2,356 |
| Intermediate Nursing Care | 1,636 | 1,586 | 1,640 | 1,906 |
| Skilled/Intermediate | 9,327 | 9,634 | 9,940 | 9,534 |
| Patients Served During the Year: | 19,753 | 19,866 | 19,813 | 20,904 |
| Skilled Nursing Care | 3,401 | 3,524 | 3,348 | 3,927 |
| Intermediate Nursing Care | 2,453 | 2,387 | 2,361 | 2,945 |
| Skilled/Intermediate | 13,899 | 13,955 | 14,104 | 14,032 |
| New Admissions During the Year: | 7,573 | 6,831 | 6,351 | 7,214 |
| Skilled Nursing Care | 1,408 | 1,315 | 1,111 | 1,700 |
| Intermediate Nursing Care | 904 | 853 | 857 | 1,099 |
| Skilled/Intermediate | 5,261 | 4,663 | 4,383 | 4,415 |

Table I

1961-2007 Continued

| Item and Type of Nursing Home | 1985 | 1986 | 1987 | 1988 | 1989 |
|--|--------|--------|--------|--------|--------|
| Counties with Nursing Homes on December 31: | 71 | 72 | 72 | 73 | 74 |
| Nursing Homes on December 31: | 174 | 182 | 189 | 163 | 172 |
| Skilled Nursing Care | 37 | 47 | 65 | 35 | 38 |
| Intermediate Nursing Care | 36 | 44 | 47 | 21 | 21 |
| Skilled/Intermediate | 101 | 91 | 77 | 107 | 113 |
| Bed Count on December 31: | 14,472 | 14,613 | 14,763 | 14,949 | 15,450 |
| Skilled Nursing Care | 2,637 | 3,281 | 4,813 | 4,451 | 4,012 |
| Intermediate Nursing Care | 2,216 | 2,990 | 2,736 | 2,816 | 2,408 |
| Skilled/Intermediate | 9,619 | 8,342 | 7,214 | 7,682 | 9,030 |
| Patients on December 31: | 14,047 | 14,128 | 14,303 | 14,524 | 14,867 |
| Skilled Nursing Care | 2,522 | 3,122 | 4,668 | 4,310 | 3,779 |
| Intermediate Nursing Care | 2,063 | 2,831 | 2,586 | 2,740 | 2,319 |
| Skilled/Intermediate | 9,462 | 8,175 | 7,049 | 7,474 | 8,769 |
| Patients Served During the Year: | 21,142 | 21,680 | 21,695 | 21,684 | 22,220 |
| Skilled Nursing Care | 4,423 | 5,649 | 8,120 | 7,327 | 6,518 |
| Intermediate Nursing Care | 3,089 | 4,295 | 3,638 | 3,842 | 3,162 |
| Skilled/Intermediate | 13,630 | 11,736 | 9,937 | 10,515 | 12,540 |
| New Admissions During the Year: | 7,324 | 7,683 | 7,614 | 7,475 | 7,696 |
| Skilled Nursing Care | 1,949 | 2,487 | 3,173 | 3,019 | 2,806 |
| Intermediate Nursing Care | 1,126 | 1,526 | 1,419 | 1,163 | 871 |
| Skilled/Intermediate | 4,249 | 3,670 | 3,022 | 3,293 | 4,019 |

Table I

1961-2007 Continued

| Item and Type of Nursing Home | 1990 | 1991 | 1992 | 1993 |
|--|-----------|-----------|-----------|-----------|
| Counties with Nursing Homes on December 31: | 74 | 77 | 77 | 78 |
| Nursing Homes on December 31: | 166 | 170 | 173 | 173 |
| Bed Count on December 31: | 15,322 | 15,768 | 16,051 | 16,251 |
| Patients on December 31: | 15,000 | 15,374 | 15,693 | 15,781 |
| Patients Served During the Year: | 21,923 | 22,126 | 22,084 | 23,007 |
| New Admissions During the Year: | 7,344 | 7,121 | 6,713 | 7,361 |
| Live Discharges During the Year: | 3,864 | 3,842 | 3,486 | 4,140 |
| Deaths During the Year: | 3,059 | 2,910 | 2,905 | 3,086 |
| Patient Days During the Year: | 5,397,817 | 5,512,559 | 5,682,504 | 5,703,676 |

Table I

1961-2007 Continued

| Item and Type of Nursing Home | 1994 | 1995 | 1996 | 1997 |
|--|-----------|-----------|-----------|-----------|
| Counties with Nursing Homes on December 31: | 79 | 79 | 79 | 79 |
| Nursing Homes on December 31: | 174 | 175* | 179 | 179 |
| Bed Count on December 31: | 16,371 | 16,531 | 17,208 | 17,335 |
| Patients on December 31: | 15,942 | 15,897 | 16,326 | 16,576 |
| Patients Served During the Year: | 23,717 | 24,402 | 25,352 | 27,211 |
| New Admissions During the Year: | 8,008 | 8,545 | 9,423 | 10,957 |
| Live Discharges During the Year: | 4,568 | 5,285 | 5,677 | 7,144 |
| Deaths During the Year: | 3,207 | 3,220 | 3,349 | 3,491 |
| Patient Days During the Year: | 5,728,105 | 5,763,387 | 5,870,540 | 5,967,856 |

*The Myrtles in Marion County did not submit a 1995 annual report.

Table I

1961-2007 Continued

| Item and Type of Nursing Home | 1998 | 1999 | 2000 | 2001 |
|--|-----------|-----------|-----------|-----------|
| Counties with Nursing Homes on December 31: | 79 | 79 | 80 | 81 |
| Nursing Homes on December 31: | 179* | 181 | 189 | 193 |
| Bed Count on December 31: | 17,376 | 17,631 | 18,161 | 18,566 |
| Patients on December 31: | 16,508 | 16,588 | 16,504 | 16,720 |
| Patients Served During the Year: | 27,798 | 28,003 | 28,384 | 29,131 |
| New Admissions During the Year: | 11,280 | 11,460 | 11,798 | 12,632 |
| Live Discharges During the Year: | 7,670 | 7,729 | 7,923 | 8,532 |
| Deaths During the Year: | 3,620 | 3,686 | 3,957 | 3,879 |
| Patient Days During the Year: | 5,991,645 | 6,026,899 | 6,033,737 | 6,039,511 |

*Crawford Nursing Home in Hinds County is not included.

Table I

1961-2007 Continued

| Item and Type of Nursing Home | 2002 | 2003 | 2004 | 2005 |
|--|--------|--------|--------|--------|
| Counties with Nursing Homes on December 31: | 81 | 81 | 81 | 81 |
| Nursing Homes on December 31: | 199 | 198 | 200 | 200 |
| Bed Count on December 31: | 18,896 | 18,961 | 19,099 | 18,888 |
| Patients on December 31: | 16,619 | 16,827 | 16,893 | 16,907 |
| Patients Served During the Year: | 29,465 | 29,803 | 30,247 | 32,023 |
| New Admissions During the Year: | 12,767 | 13,192 | 13,445 | 15,389 |
| Live Discharges During the Year: | 8,801 | 8,883 | 9,348 | 10,881 |
| Deaths During the Year: | 4,045 | 4,093 | 4,006 | 4,235 |

Patient Days During the Year: 6,039,599 6,121,195 6,169,105 6,025,420

Table I

1961-2007 Continued

| <u>Item and Type of Nursing Home</u> | <u>2006</u> | <u>2007</u> |
|--|-------------|-------------|
| Counties with Nursing Homes on December 31: | 81 | 81 |
| Nursing Homes on December 31: | 199 | 203 |
| Bed Count on December 31: | 18,989 | 19,141 |
| Patients on December 31: | 17,035 | 17,026 |
| Patients Served During the Year: | 32,037 | 33,040 |
| New Admissions During the Year: | 15,181 | 16,020 |
| Live Discharges During the Year: | 11,053 | 12,125 |
| Deaths During the Year: | 3,949 | 3,889 |
| Patient Days During the Year: | 6,179,443 | 6,192,813 |

Table II

ICF/MR, Bed Count, Patient Census, Patients Served,
 And New Admissions as of December 31, 1981-2007
 Item and Type of Nursing Home

| | 1981 | 1982 | 1983 | 1984 |
|--|-------|-------|-------|-------|
| Counties with ICF/MRs on December 31: | 10 | 10 | 10 | 10 |
| ICF/MRs on December 31: | 13 | 14 | 14 | 14 |
| Bed Count on December 31: | 1,338 | 1,577 | 1,582 | 1,582 |
| Patients on December 31: | 1,294 | 1,518 | 1,553 | 1,556 |
| Patients Served During the Year: | 1,503 | 1,791 | 1,812 | 1,771 |
| New Admissions During the Year: | 511 | 497 | 289 | 218 |

Table II

1981-2007 Continued

| | 1985 | 1986 | 1987 | 1988 |
|--|-------|-------|-------|-------|
| Counties with ICF/MRs on December 31: | 9 | 9 | 9 | 9 |
| ICF/MRs on December 31: | 13 | 13 | 12 | 12 |
| Bed Count on December 31: | 1,565 | 1,572 | 1,622 | 1,622 |
| Patients on December 31: | 1,526 | 1,546 | 1,559 | 1,570 |
| Patients Served During the Year: | 1,759 | 1,824 | 1,832 | 1,820 |
| New Admissions During the Year: | 225 | 297 | 286 | 260 |

Table II
1981-2007 Continued

| | 1989 | 1990 | 1991 | 1992 |
|--|-------|---------|---------|---------|
| Counties with ICF/MRs on December 31: | 9 | 9 | 9 | 9 |
| ICF/MR Facilities on December 31: | 12 | 12 | 12 | 12 |
| Bed Count on December 31: | 1,622 | 1,876 | 1,856 | 1,856 |
| Patients on December 31: | 1,587 | 1,820 | 1,798 | 1,815 |
| Patients Served During the Year: | 1,850 | 2,110 | 2,025 | 1,977 |
| New Admissions During the Year: | 280 | 292 | 205 | 179 |
| Live Discharges During the Year: | | 281 | 215 | 143 |
| Deaths During the Year: | | 9 | 12 | 19 |
| Patient Days During the Year: | | 655,672 | 644,383 | 656,806 |

Table II
1981-2007 Continued

| | 1993 | 1994 | 1995 | 1996 |
|--|---------|---------|---------|---------|
| Counties with ICF/MRs on December 31: | 9 | 9 | 9 | 9 |
| ICF/MR Facilities on December 31: | 12 | 12 | 12 | 12 |
| Bed Count on December 31: | 1,970 | 2,065 | 2,131 | 2,225 |
| Patients on December 31: | 1,931 | 2,020 | 2,109 | 2,190 |
| Patients Served During the Year: | 2,124 | 2,202 | 2,321 | 2,394 |
| New Admissions During the Year: | 309 | 271 | 301 | 285 |
| Live Discharges During the Year: | 176 | 164 | 186 | 174 |
| Deaths During the Year: | 19 | 18 | 26 | 30 |
| Patient Days During the Year: | 690,919 | 717,814 | 757,021 | 772,670 |

Table II
1981-2007 Continued

| | 1997 | 1998 | 1999 | 2000 |
|--|---------|---------|---------|---------|
| Counties with ICF/MRs on December 31: | 9 | 9 | 9 | 9 |
| ICF/MR Facilities on December 31: | 13 | 13 | 13 | 13 |
| Bed Count on December 31: | 2,409 | 2,480 | 2,538 | 2,611 |
| Patients on December 31: | 2,335 | 2,409 | 2,484 | 2,484 |
| Patients Served During the Year: | 2,775 | 2,665 | 2,740 | 2,881 |
| New Admissions During the Year: | 271 | 329 | 331 | 397 |
| Live Discharges During the Year: | 406 | 218 | 223 | 279 |
| Deaths During the Year: | 34 | 39 | 33 | 52 |
| Patient Days During the Year: | 834,604 | 862,708 | 893,381 | 925,759 |

Table II
1981-2007 Continued

| | 2001 | 2002 | 2003 | 2004 |
|--|---------|---------|---------|---------|
| Counties with ICF/MRs on December 31: | 9 | 9 | 9 | 9 |
| ICF/MR Facilities on December 31: | 13 | 13 | 13 | 13 |
| Bed Count on December 31: | 2,639 | 2,639 | 2,709 | 2,724 |
| Patients on December 31: | 2,581 | 2,584 | 2,651 | 2,652 |
| Patients Served During the Year: | 2,930 | 2,843 | 2,984 | 2,946 |
| New Admissions During the Year: | 380 | 262 | 400 | 295 |
| Live Discharges During the Year: | 307 | 213 | 286 | 246 |
| Deaths During the Year: | 42 | 46 | 47 | 48 |
| Patient Days During the Year: | 936,510 | 947,384 | 956,344 | 968,455 |

Table II
1981-2007 Continued

| | 2005 | 2006 | 2007 |
|--|---------|---------|---------|
| Counties with ICF/MRs on December 31: | 9 | 9 | 9 |
| ICF/MR Facilities on December 31: | 13 | 13 | 14 |
| Bed Count on December 31: | 2,724 | 2,745 | 2,765 |
| Patients on December 31: | 2,683 | 2,622 | 2,643 |
| Patients Served During the Year: | 2,983 | 2,938 | 2,892 |
| New Admissions During the Year: | 331 | 255 | 270 |
| Live Discharges During the Year: | 300 | 276 | 203 |
| Deaths During the Year: | 35 | 40 | 46 |
| Patient Days During the Year: | 976,771 | 964,428 | 952,586 |

Table III

Psychiatric Residential Treatment Facility Bed count, Patient Census,
Patients Served, and New Admissions as of December 31, 1994-2007

| | 1994 | 1995 | 1996 | 1997 |
|---|-------|--------|--------|--------|
| Counties with Psy/Res Treatment Fac. on December 31: | 2 | 4 | 4 | 5 |
| Psy/Res Treatment Fac. on December 31: | 2 | 4 | 4 | 5 |
| Bed Count on December 31: | 88 | 158 | 147 | 177 |
| Patients on December 31: | 107 | 111 | 98 | 135 |
| Patients Served During the Year: | 170 | 234 | 385 | 480 |
| New Admissions During the Year: | 73 | 147 | 274 | 382 |
| Live Discharges During the Year: | 63 | 123 | 287 | 345 |
| Deaths During the Year: | 0 | 0 | 0 | 0 |
| Patient Days During the Year: | 8,038 | 35,103 | 40,344 | 44,965 |

Table III

1994-2007 Continued

| | 1998 | 1999 | 2000 | 2001 |
|---|--------|--------|--------|--------|
| Counties with Psy/Res Treatment Fac. on December 31: | 5 | 4 | 5 | 4 |
| Psy/Res Treatment Fac. on December 31: | 5 | 4 | 5 | 4 |
| Bed Count on December 31: | 196 | 166 | 203 | 174 |
| Patients on December 31: | 160 | 142 | 184 | 165 |
| Patients Served During the Year: | 758 | 476 | 575 | 546 |
| New Admissions During the Year: | 391 | 332 | 433 | 382 |
| Live Discharges During the Year: | 367 | 334 | 391 | 381 |
| Deaths During the Year: | 0 | 0 | 0 | 0 |
| Patient Days During the Year: | 58,569 | 51,160 | 61,928 | 60,549 |

Table III
1994-2007 Continued

| | 2002 | 2003 | 2004 | 2005 |
|---|--------|--------|--------|--------|
| Counties with Psy/Res Treatment Fac. on December 31: | 5 | 6 | 7 | 7 |
| Psy/Res Treatment Fac. on December 31: | 5 | 6 | 7 | 7 |
| Bed Count on December 31: | 208 | 256 | 310 | 330 |
| Patients on December 31: | 195 | 221 | 247 | 276 |
| Patients Served During the Year: | 626 | 653 | 729 | 857 |
| New Admissions During the Year: | 448 | 475 | 534 | 611 |
| Live Discharges During the Year: | 431 | 432 | 482 | 532 |
| Deaths During the Year: | 0 | 0 | 0 | 0 |
| Patient Days During the Year: | 67,826 | 67,871 | 76,816 | 98,422 |

Table III
1994-2007 Continued

| | 2006 | 2007 |
|---|---------|---------|
| Counties with Psy/Res Treatment Fac. on December 31: | 7 | 7 |
| Psy/Res Treatment Fac. on December 31: | 7 | 7 |
| Bed Count on December 31: | 330 | 330 |
| Patients on December 31: | 277 | 300 |
| Patients Served During the Year: | 921 | 965 |
| New Admissions During the Year: | 644 | 671 |
| Live Discharges During the Year: | 627 | 667 |
| Deaths During the Year: | 4 | 0 |
| Patient Days During the Year: | 102,840 | 109,251 |

Table IV

Personal Care Homes, Bed Count, Patient Census, Patients Served,
And New Admissions as of December 31, 1966-2007

| | 1966 | 1967 | 1968 | 1969 |
|--|---------|--------|--------|--------|
| Counties with Personal Care Homes on December 31: | 14 | 13 | 12 | 12 |
| Institutions on December 31: | 22 | 18 | 16 | 15 |
| Bed Count on December 31: | 324 | 277 | 223 | 207 |
| Patients on December 31: | 280 | 235 | 197 | 175 |
| Patients Served during Year: | 597 | 510 | 476 | 248 |
| New Admissions During Year: | 314 | 294 | 277 | 74 |
| Live Discharges During Year: | 92 | 51 | 44 | 65 |
| Deaths During Year: | 24 | 28 | 9 | 8 |
| Inpatient Days During Year: | 103,270 | 72,283 | 60,085 | 63,003 |

Table IV

1966-2007 Continued

| | 1970 | 1971 | 1972 | 1973 |
|--|--------|--------|--------|--------|
| Counties with Personal Care Homes on December 31: | 11 | 12 | 12 | 11 |
| Institutions on December 31: | 12 | 13 | 13 | 12 |
| Bed Count on December 31: | 165 | 266 | 272 | 252 |
| Patients on December 31: | 150 | 208 | 201 | 168 |
| Patients Served during Year: | 187 | 263 | 243 | 221 |
| New Admissions During Year: | 43 | 43 | 36 | 29 |
| Live Discharges During Year: | 35 | 42 | 31 | 42 |
| Deaths During Year: | 2 | 13 | 11 | 11 |
| Inpatient Days During Year: | 52,363 | 74,455 | 74,052 | 66,930 |

Table IV
1966-2007 Continued

| | 1974 | 1975 | 1976 | 1977 |
|---|------|------|------|------|
| Counties with Institutions on December 31: | N/A | N/A | 9 | 7 |
| Institutions on December 31: | 8 | 9 | 9 | 9 |
| Bed Count on December 31: | 167 | 189 | 187 | 199 |
| Patients on December 31: | 105 | 111 | 110 | 121 |
| Patients Served During Year: | 130 | 137 | 135 | 159 |
| New Admissions During Year: | 19 | 16 | 24 | 39 |
| Live Discharges During Year: | 19 | 21 | 21 | 35 |
| Deaths During Year: | 6 | 5 | 4 | 3 |
| Inpatient Days During Year: | N/A | N/A | N/A | N/A |

Table IV
1966-2007 Continued

| | 1978 | 1979 | 1980 | 1981 |
|---|--------|--------|--------|------|
| Counties with Institutions on December 31: | 8 | N/A | 8 | 6 |
| Institutions on December 31: | 9 | 9 | 11 | 14 |
| Bed Count on December 31: | 161 | 155 | 177 | 193 |
| Patients on December 31: | 107 | 112 | 139 | 168 |
| Patients Served During Year: | 135 | 130 | 188 | N/A |
| New Admissions During Year: | 22 | 20 | 54 | N/A |
| Live Discharges During Year: | 27 | 11 | 40 | N/A |
| Deaths During Year: | 4 | 3 | 1 | N/A |
| Inpatient Days During Year: | 40,528 | 39,064 | 47,006 | N/A |

Table IV
1966-2007 Continued

| | 1982 | 1983 | 1984 | 1985 |
|--|--------|---------|---------|---------|
| Counties with Personal Care Homes on December 31: | 7 | 11 | 15 | 16 |
| Personal Care Homes on December 31: | 18 | 33 | 41 | 48 |
| Bed Count on December 31: | 293 | 509 | 617 | 782 |
| Patients on December 31: | 240 | 421 | 493 | 605 |
| Patients Served During the Year: | 294 | 586 | 720 | 936 |
| New Admissions During the Year: | 152 | 337 | 296 | 452 |
| Live Discharges During the Year: | 52 | 155 | 217 | 318 |
| Deaths During the Year: | 2 | 12 | 10 | 15 |
| Inpatient Days During Year: | 60,376 | 113,243 | 171,367 | 199,945 |

Table IV
1966-2007 Continued

| | 1986 | 1987 | 1988 | 1989 |
|--|---------|---------|---------|---------|
| Counties with Personal Care Homes on December 31: | 24 | 24 | 26 | 28 |
| Personal Care Homes on December 31: | 65 | 70 | 76 | 79 |
| Bed Count on December 31: | 1,064 | 1,206 | 1,339 | 1,476 |
| Patients on December 31: | 732 | 906 | 974 | 1,041 |
| Patients Served During the Year: | 1,173 | 1,415 | 1,510 | 1,610 |
| New Admissions During the Year: | 572 | 733 | 626 | 713 |
| Live Discharges During the Year: | 425 | 471 | 504 | 542 |
| Deaths During the Year: | 17 | 39 | 32 | 27 |
| Patient Days During Year: | 234,613 | 291,609 | 332,713 | 359,511 |

Table IV
1966-2007 Continued

| | 1990 | 1991 | 1992 | 1993 |
|--|---------|---------|---------|---------|
| Counties with Personal Care Homes on December 31: | 33 | 36 | 37 | 40 |
| Personal Care Homes on December 31: | 89 | 102 | 111 | 124 |
| Bed Count on December 31: | 1,745 | 2,005 | 2,302 | 2,477 |
| Patients on December 31: | 1,229 | 1,420 | 1,665 | 1,859 |
| Patients Served During the Year: | 1,907 | 2,285 | 2,567 | 2,825 |
| New Admissions During the Year: | 890 | 1,036 | 1,123 | 1,227 |
| Live Discharges During the Year: | 636 | 795 | 824 | 873 |
| Deaths During the Year: | 44 | 70 | 78 | 93 |
| Patient Days During the Year: | 401,147 | 486,542 | 563,430 | 608,894 |

Table IV
1966-2007 Continued

| | 1994 | 1995 | 1996 | 1997 |
|--|---------|---------|---------|---------|
| Counties with Personal Care Homes on December 31: | 39 | 43 | 50 | 51 |
| Personal Care Homes on December 31: | 128 | 140 | 153 | 159 |
| Bed Count on December 31: | 2,490 | 2,710 | 2,856 | 3,392 |
| Patients on December 31: | 1,798 | 1,976 | 1,821 | 2,242 |
| Patients Served During the Year: | 2,910 | 3,090 | 2,950 | 3,439 |
| New Admissions During the Year: | 1,273 | 1,353 | 1,229 | 1,544 |
| Live Discharges During the Year: | 990 | 1,014 | 990 | 1,040 |
| Deaths During the Year: | 122 | 100 | 139 | 158 |
| Patient Days During the Year: | 592,642 | 657,255 | 620,742 | 643,081 |

Table IV
1966-2007 Continued

| | 1998 | 1999 | 2000 | 2001 |
|--|---------|---------|---------|---------|
| Counties with Personal Care Homes on December 31: | 33 | 56 | 53 | 57 |
| Personal Care Homes on December 31: | 89 | 194 | 203 | 190 |
| Bed Count on December 31: | 1,745 | 4,710 | 5,013 | 4,826 |
| Patients on December 31: | 1,229 | 3,074 | 3,360 | 3,191 |
| Patients Served During the Year: | 1,907 | 4,569 | 5,028 | 5,174 |
| New Admissions During the Year: | 890 | 2,115 | 2,045 | 1,983 |
| Live Discharges During the Year: | 636 | 1,265 | 1,413 | 1,462 |
| Deaths During the Year: | 44 | 230 | 260 | 334 |
| Patient Days During the Year: | 401,147 | 713,486 | 789,382 | 917,944 |

Table IV
1966-2007 Continued

| | 2002 | 2003 | 2004 | 2005 |
|--|---------|---------|-----------|-----------|
| Counties with Personal Care Homes on December 31: | 56 | 56 | 56 | 57 |
| Personal Care Homes on December 31: | 194 | 180 | 173 | 175 |
| Bed Count on December 31: | 4,783 | 4,700 | 4,731 | 4,842 |
| Patients on December 31: | 3,552 | 3,473 | 3,582 | 3,761 |
| Patients Served During the Year: | 5,349 | 5,275 | 5,316 | 5,594 |
| New Admissions During the Year: | 1,976 | 1,879 | 1,990 | 2,172 |
| Live Discharges During the Year: | 1,423 | 1,388 | 1,346 | 1,369 |
| Deaths During the Year: | 374 | 378 | 388 | 464 |
| Patient Days During the Year: | 956,586 | 995,100 | 1,072,666 | 1,149,543 |

Table IV
1966-2007 Continued

| | 2006 | 2007 |
|--|-----------|-----------|
| Counties with Personal Care Homes on December 31: | 57 | 58 |
| Personal Care Homes on December 31 | 178 | 162 |
| Bed Count on December 31: | 5,054 | 4,824 |
| Patients on December 31: | 3,892 | 3,738 |
| Patients Served During the Year: | 5,791 | 5,478 |
| New Admissions During the Year: | 2,066 | 1,869 |
| Live Discharges During the Year: | 1,461 | 1,365 |
| Deaths During the Year: | 438 | 375 |
| Patient Days During the Year: | 1,239,690 | 1,262,449 |

2000 - 2010 Nursing Home Beds by County

| Nursing Home | 2000 Licensed Beds | 2010 Licensed Beds |
|---|-----------------------|-----------------------|
| Total | 18,161 | 19,146 |
| Adams County | 274 | 254 |
| Adams County Nursing Center | 120 | 100 |
| Crown Health & Rehab Natchez | 58 | 58 |
| Glenburney Nursing Home | 96 | 96 |
| Alcorn County | 264 | 264 |
| Cornerstone Health & Rehab | 95 | 95 |
| Mississippi Care Center of Alcorn County | 125 | 125 |
| Whitfield Nursing Home | 44 | 44 |
| Amite County | | |
| Liberty Community Living Center | 80 | 80 |
| Attala County | 270 | 270 |
| Attala County Nursing Center | 120 | 120 |
| Mississippi State Veterans Home Kosciusko | 150 | 150 |
| Benton County | | |
| Ashland Health and Rehab | 60 | 60 |
| Bolivar County | 410 | 350 |
| Bolivar Medical Center LTC | 35 | 35 |
| Cleveland Nursing & Rehab Center | 120 | 120 |
| Joy Health & Health of Cleveland | 75 | 75 |
| Oak Grove Retirement Home | 60 | 60 |
| Shelby Nursing & Rehab Center | 120 | 60 |
| Calhoun County | 151 | 155 |
| Bruce Community Living Center | 31 | 35 |
| Calhoun Health Services Nursing | 120 | 120 |
| Carroll County | | |
| Vaiden Community Living Center | | 60 |
| Chickasaw County | 132 | 139 |
| Floy Dyer Manor | 66 | 66 |
| Shearer Richardson Memorial Nursing Home | 66 | 73 |
| Choctaw County | | |
| Choctaw County Nursing Center | 73 | 60 |

2000 - 2010 Nursing Home Beds by County Continued

| Nursing Home | 2000 Licensed Beds | 2010 Licensed Beds |
|---|-----------------------|-----------------------|
| Claiborne County | | |
| Claiborne County Senior Care | 75 | 77 |
| Clarke County | 133 | |
| H.C. Watkins Memorial Hospital | 13 | |
| Lakeside Living Center | 120 | 120 |
| Clay County | 180 | 180 |
| Dugan Memorial Home | 60 | 60 |
| West Point Community Living Center | 120 | 120 |
| Coahoma County | 206 | 178 |
| Clarksdale Nursing Center | 120 | 112 |
| Greenbough Nursing Center | 66 | 66 |
| Northwest Mississippi Regional Medical Center | 20 | |
| Copiah County | | 180 |
| Copiah Living Center | | 60 |
| Pine Crest Guest Home | 120 | 120 |
| Covington County | 210 | 210 |
| Covington County Nursing Center | 60 | 60 |
| Mississippi State Veterans Home Collins | 150 | 150 |
| DeSoto County | 240 | 320 |
| DeSoto Healthcare Center | 120 | 120 |
| Golden Living Center Southaven | 120 | 140 |
| Landmark of DeSoto | | 60 |
| Forrest County | 656 | 486 |
| Bedford Alzheimer's Care Center | | 20 |
| Bedford Care Center of Hattiesburg | 192 | 162 |
| Bedford Care Center of Monroe Hall | | 60 |
| Bedford Care Center Petal | 60 | 60 |
| Conva-Rest of Northgate | 220 | |
| Hattiesburg Health & Rehab | 184 | 184 |
| Franklin County | | |
| Meadville Convalescent Home | 60 | 60 |
| George County | | |
| Glenoaks Nursing Center | 60 | 60 |

2000 - 2010 Nursing Home Beds by County Continued

| Nursing Home | 2000 Licensed Beds | 2010 Licensed Beds |
|---|-----------------------|-----------------------|
| Greene County | 120 | 120 |
| Greene Rural Health Center | 60 | 60 |
| Leakesville Rehab & Nursing Center | 60 | 60 |
| Grenada County | 257 | 247 |
| Grace Health & Rehab of Grenada | 137 | 137 |
| Grenada Living Center | 120 | 110 |
| Hancock County | 209 | 202 |
| Dunbar Village | 60 | 70 |
| Hotel Reed Nursing Center | 89 | |
| Woodland Village Nursing Center | 60 | 132 |
| Harrison County | 811 | 796 |
| Biloxi Community Living Center | 240 | 240 |
| Boyington Health Care Facility | 120 | 180 |
| Dixie White House Nursing Home | 60 | 60 |
| Driftwood Nursing Center | 151 | 151 |
| Greenbriar Nursing Center | | 60 |
| Lakeview Nursing Center | 60 | 105 |
| Miramar Lodge Healthcare | 180 | |
| Hinds County | 1,531 | 1,571 |
| Belhaven Senior Care | 60 | 60 |
| Chadwick Nursing & Rehab Center | 102 | 102 |
| Clinton Healthcare | 122 | 121 |
| Compere's Nursing Home | 60 | 60 |
| Cottage Grove Nursing Home | 120 | 120 |
| Community Place | 60 | 60 |
| Forest Hill Nursing Center | 79 | 87 |
| Hinds County Nursing & Rehab Center | 119 | 113 |
| Lakeland Nursing & Rehab | 105 | 105 |
| Magnolia Senior Care | 60 | 60 |
| Manhattan Nursing & Rehab Center | 180 | 180 |
| Mississippi State Veterans Home Jackson | 150 | 150 |
| Pleasant Hills Community Living Center | 120 | 120 |
| Trinity Mission Health & Rehab Clinton | 135 | 145 |
| Willow Creek | 60 | 88 |
| Holmes County | 146 | 148 |
| Holmes County LTC Center | 80 | 80 |
| Lexington Manor Senior Care | 66 | 68 |

2000 - 2010 Nursing Home Beds by County Continued

| Nursing Home | 2000 Licensed Beds | 2010 Licensed Beds |
|--|-----------------------|-----------------------|
| Humphreys County | | |
| Humphreys County Nursing Center | 60 | 60 |
| Itawamba County | 196 | 196 |
| Courtyards | 66 | 66 |
| The Meadows of Fulton | 130 | 130 |
| Jackson County | 468 | 528 |
| Ocean Springs Nursing Center | 115 | 115 |
| Plaza Community Living Center | 120 | 120 |
| River Chase Village | | 60 |
| Singing River Rehab & Nursing Center | 160 | 160 |
| Sunplex Subacute Center | 73 | 73 |
| Jasper County | | |
| Jasper County Nursing Home | 108 | 110 |
| Jefferson County | | |
| Jefferson County Nursing Home | 60 | 60 |
| Jeff Davis County | | |
| Jefferson Davis Community Hospital ECF | 60 | 60 |
| Jones County | 372 | 428 |
| Care Center of Laurel | 130 | 120 |
| ComfortCare Nursing Center | 60 | 126 |
| Jones County Rest Home | 122 | 122 |
| Laurelwood Community Living Center | 60 | 60 |
| Kemper County | 81 | |
| Kemper Community Nursing Facility | 21 | |
| Mississippi Care Center of DeKalb | 60 | 60 |
| Lafayette County | 330 | 330 |
| Graceland Care Center of Oxford | 180 | 180 |
| Mississippi State Veterans Home Oxford | 150 | 150 |
| Lamar County | 150 | 180 |
| Oxford Health & Rehab Center | 120 | 120 |
| The Windham House of Hattiesburg | 30 | 60 |
| Lauderdale County | 811 | 842 |
| Bedford Care Center of Marion | 119 | 128 |
| Golden Living Center Meridian | 120 | 120 |

2000 - 2010 Nursing Home Beds by County Continued

| Nursing Home | 2000 Licensed Beds | 2010 Licensed Beds |
|-------------------------------------|-----------------------|-----------------------|
| James T Champion Nursing Facility | | 120 |
| Meridian Community Living Center | 58 | 58 |
| Poplar Springs Nursing Center | 120 | 130 |
| Queen City Nursing Center | 84 | 84 |
| Reginald P White Nursing Facility | 228 | 120 |
| The Oaks Rehab & Healthcare Center | 82 | 82 |
| Lawrence County | | |
| Lawrence County Nursing Center | 60 | 60 |
| Leake County | | |
| Golden Living Center Carthage | 99 | 99 |
| Leake Memorial ECF | 44 | 44 |
| Lee County | | |
| Baldwyn Nursing Facility | 99 | 107 |
| Cedars Health Center | 140 | 140 |
| Golden Living Center Eason Blvd | 120 | 120 |
| Tupelo Nursing & Rehab Center | 120 | 120 |
| Leflore County | | |
| Crystal Health & Rehab Greenwood | 110 | 110 |
| Golden Age Nursing Home | 180 | 180 |
| Riverview Nursing & Rehab Center | 120 | 120 |
| Lincoln County | | |
| Countrybrook Living Center | 121 | 121 |
| Golden Living Center Brook Manor | 58 | 58 |
| Haven Hall Healthcare Center | 73 | 81 |
| Silver Cross Home | 60 | 60 |
| Lowndes County | | |
| Aurora Health & Rehabilitation | 120 | 120 |
| Trinity Healthcare | 60 | 60 |
| Vineyard Court Nursing Center | 60 | 60 |
| Windsor Place Nursing & Rehab | 60 | 140 |
| Madison County | | |
| Highland Home | 60 | 120 |
| Madison County Nursing Home | 66 | 95 |
| St Catherine's Village Siena Center | 120 | 120 |
| The Arbor | 60 | 60 |
| The Nichols Center | 60 | 60 |

2000 - 2010 Nursing Home Beds by County Continued

| Nursing Home | 2000 Licensed Beds | 2010 Licensed Beds |
|--|-----------------------|-----------------------|
| Marion County | 281 | 297 |
| The Myrtles Nursing Center | 89 | 98 |
| Song Health & Rehab of Columbia | 119 | 119 |
| The Grove | 73 | 80 |
| Marshall County | | 180 |
| Trinity Mission Health & Rehab Great Oaks | | 60 |
| Trinity Mission Health & Rehab Holly Springs | 120 | 120 |
| Monroe County | 250 | 332 |
| Care Center of Aberdeen | 120 | 120 |
| Golden Living Center Amory | 130 | 152 |
| River Place Nursing Center | | 60 |
| Montgomery County | | |
| Winona Manor Healthcare | 120 | 120 |
| Neshoba County | 298 | 340 |
| Choctaw Residential Center | 120 | 120 |
| Hilltop Mississippi Healthcare | 60 | 60 |
| Neshoba County Nursing Home | 118 | 160 |
| Newton County | | 180 |
| Bedford Care Center of Newton | 120 | 120 |
| J.G. Alexander Nursing Center | | 60 |
| Noxubee County | | |
| Noxubee County Nursing Home | 60 | 60 |
| Oktibbeha County | | 179 |
| The Carrington Nursing Center | | 60 |
| Starkville Manor | 119 | 119 |
| Panola County | 190 | 190 |
| Golden Living Center Batesville | 130 | 130 |
| Sardis Community Nursing Home | 60 | 60 |
| Pearl River County | 186 | 246 |
| Covenant Health & Rehab Picayune | 120 | 120 |
| Pearl River County Nursing Home | 66 | 126 |
| Perry County | | |
| Perry County Nursing Center | 73 | 60 |

2000 - 2010 Nursing Home Beds by County Continued

| Nursing Home | 2000 Licensed Beds | 2010 Licensed Beds |
|-------------------------------------|-----------------------|-----------------------|
| Pike County | 305 | 315 |
| Camellia Estates | 30 | 30 |
| Courtyard Rehab & Healthcare | 145 | 145 |
| McComb Nursing & Rehab Center | 130 | 140 |
| Pontotoc County | 164 | 164 |
| Graceland Care Center of Pontotoc | 60 | 60 |
| Pontotoc Nursing Home | 44 | 44 |
| Sunshine Health Care | 60 | 60 |
| Prentiss County | | 144 |
| Longwood Community Living Center | 64 | 64 |
| The Landmark Nursing & Rehab Center | | 80 |
| Quitman County | | |
| Quitman County Nursing Home | 60 | 60 |
| Rankin County | 869 | 981 |
| Brandon Court | 100 | 100 |
| Brandon Nursing & Rehab Center | 230 | 230 |
| Briar Hill Rest Home | 60 | 60 |
| Jaquith Nursing Home Adams Inn | | 133 |
| Jaquith Nursing Home Jaquith Inn | 479 | 87 |
| Jaquith Nursing Home Jefferson Inn | | 86 |
| Jaquith Nursing Home Madison Inn | | 85 |
| Jaquith Nursing Home Monroe Inn | | 88 |
| Methodist Specialty Care Center | | 60 |
| Wisteria Gardens | | 52 |
| Scott County | 150 | 140 |
| Lackey Convalescent Home | 30 | 20 |
| Mississippi Care Center of Morton | 120 | 120 |
| Sharkey County | | |
| Heritage Manor Rolling Fork | 60 | 54 |
| Simpson County | 180 | 180 |
| Bedford Care Center of Mendenhall | 60 | 60 |
| Hillcrest Nursing Center | 120 | 120 |
| Smith County | | |
| Rolling Acres Retirement Center | 121 | 121 |

2000 - 2010 Nursing Home Beds by County Continued

| Nursing Home | 2000 Licensed Beds | 2010 Licensed Beds |
|---------------------------------------|-----------------------|-----------------------|
| Stone County | | 162 |
| Azalea Gardens Nursing Center | 149 | 103 |
| Stone County Nursing & Rehab Center | | 59 |
| Sunflower County | 231 | 244 |
| Liberty Health & Rehab of Indianola | 75 | 75 |
| Ruleville Nursing & Rehab Center | 109 | 109 |
| Walter B Crook Nursing Facility | 47 | 60 |
| Tallahatchie County | | |
| Tallahatchie General Hospital ECF | 68 | 98 |
| Tate County | | |
| Senatobia Convalescent Center & Rehab | 120 | 120 |
| Tippah County | 230 | 240 |
| Golden Living Center Ripley | 130 | 140 |
| Rest Haven Health & Rehab | 60 | 60 |
| Tippah County Nursing Home | 40 | 40 |
| Tishomingo County | 186 | 178 |
| Tishomingo Manor | 120 | 105 |
| Tishomingo Community Living Center | 66 | 73 |
| Tunica County | | |
| Tunica Nursing Home | 60 | 60 |
| Union County | | 180 |
| Graceland Care Center of New Albany | 120 | 120 |
| Union County Health & Rehab Center | | 60 |
| Walthall County | 133 | 137 |
| Billdora Senior Care | 73 | 77 |
| Golden Living Center Tylertown | 60 | 60 |
| Warren County | 411 | 380 |
| Covenant Health & Rehab of Vicksburg | 120 | 120 |
| Heritage House Nursing Center | 60 | 60 |
| River Region Skilled Nursing | 31 | |
| Shady Lawn Health & Rehab | 100 | 100 |
| Vicksburg Convalescent Home | 100 | 100 |

2000 - 2010 Nursing Home Beds by County Continued

| Nursing Home | 2000 Licensed Beds | 2010 Licensed Beds |
|---------------------------------------|-----------------------|-----------------------|
| Washington County | 356 | 356 |
| Arbor Walk Healthcare Center | 60 | 60 |
| Legacy Manor Nursing & Rehab | 120 | 60 |
| Mississippi Care Center of Greenville | 116 | 116 |
| River Heights Healthcare Center | 60 | 60 |
| Washington Care Center | | 60 |
| Wayne County | | |
| Pine View Health Care Center | 90 | 90 |
| Webster County | 145 | 155 |
| Golden Living Center Eupora | 109 | 119 |
| Webster Health Services LTC | 36 | 36 |
| Wilkinson County | | |
| Wilkinson County Senior Care | 105 | 105 |
| Winston County | 180 | 180 |
| Louisville Healthcare | 60 | 60 |
| Winston County Nursing Home | 120 | 120 |
| Yalobusha County | | |
| Yalobusha County Nursing Home | 72 | 122 |
| Yazoo County | 221 | 240 |
| Martha Coker Greenhouse Homes | 41 | 60 |
| Oasis Health & Rehab of Yazoo | 180 | 180 |

2000 - 2010 ICF/MR Beds by County

| Facility | 2000 Licensed Beds | 2010 Licensed Beds |
|---|-----------------------|--------------------------------------|
| Total | 2,611 | 2,784 |
| Coahoma County Delta Manor ICF/MR | 132 | 132 |
| Harrison County South MS Regional Center | 260 | 240 |
| Jones County Alexander Milne Home for Women Clover Circle ICF/MR Hillside ICF/MR Paul Cotten ICF/MR Pecan Grove ICF/MR | 687 | 757 45 197 138 94 283 |
| Lafayette County Woodlane ICF/MR | 430 | 485 |
| Lincoln County Lincoln Residential Center | 140 | 140 |
| Madison County Canton Manor Son Valley | 132 | 152 132 20 |
| Oktibbeha County Rolling Hills Center MR DD | 132 | 140 |
| Rankin County Hudspeth Regional Center | 375 | 415 |
| Simpson County Millcreek ICF/MR W L Jaquith ICF/MR | 323 125 198 | 323 125 198 |

2000 - 2010 Psychiatric Residential Facility Treatment
Facility Beds by County

| Facility | 2000 Licensed Beds | 2010 Licensed Beds |
|--|-----------------------|-----------------------|
| Total | 203 | 346 |
| DeSoto County Parkwood Behavioral Health System | 40 | 40 |
| Harrison County Specialized Treatment Facility | | 48 |
| Hinds County CARES Center | 30 | 60 |
| Lauderdale County The Crossings | | 60 |
| Pontotoc County Millcreek of Pontotoc | 48 | 51 |
| Simpson County Millcreek Psy Res Treatment Facility | 55 | 57 |
| Winston County Diamond Grove Center | 30 | 30 |

2000 - 2010 Personal Care Home Licensed Beds, Occupancy Rates
and Average Daily Census

| Personal Care Home | 2000 Licensed Beds | 2010 Licensed Beds |
|---|-----------------------|-----------------------|
| Total | 5,013 | 5,393 |
| Adams County | 80 | 60 |
| Arnold's Personal Care Home | 15 | 14 |
| Magnolia House | 53 | 46 |
| Prosperity House | 12 | |
| Alcorn County | 53 | 69 |
| Country Cottage | 29 | 29 |
| Dogwood of Corinth | 24 | 40 |
| Attala County | 30 | 39 |
| Atwood Personal Care Home #1 | 8 | 9 |
| Atwood Personal Care Home #2 | 22 | 30 |
| Benton County | | |
| Oak Hill Personal Care Home | 46 | |
| Bolivar County | 29 | 133 |
| Cleveland Personal Care Home Residential Living | | 95 |
| Indywood Estate Personal Care Home | | 38 |
| Cornerstone Personal Care Home | 16 | |
| Lawson Personal Care Home | 13 | |
| Calhoun County | | |
| Bruce Community Living Center | 20 | 20 |
| Chickasaw County | | |
| Fernbrooke Personal Care Home | 20 | 18 |
| Choctaw County | | |
| Brooklyn Hall Personal Care Home | | 14 |
| Clarke County | 41 | 30 |
| Golden Meadow | 23 | 15 |
| Wisteria Manor Personal Care Home | | 15 |
| H.C. Watkins Memorial Hospital | 5 | |
| Magnolia Plantation Easy Living | 13 | |
| Clay County | 28 | |
| Waverly Care Home | 21 | 21 |
| Fonderns Personal Care Home | 7 | |

2000 - 2010 Personal Care Home Licensed Beds, Occupancy Rates
and Average Daily Census

| Personal Care Home | 2000 Licensed Beds | 2010 Licensed Beds |
|-------------------------------------|-----------------------|-----------------------|
| Coahoma County | | |
| Flowers Glen | 26 | 36 |
| Covington County | | |
| Covington Ridge | 29 | 36 |
| DeSoto County | 96 | 251 |
| Hermitage Gardens of Southaven | 66 | 65 |
| Life Point Village at Southaven | | 101 |
| Olive Grove Terrace | | 50 |
| Wesley Meadows Retirement Community | 30 | 35 |
| Forrest County | 217 | 182 |
| Country Comfort | | 16 |
| Emeritus at Forrest Park | 83 | 90 |
| Emeritus at Pine Meadow | 56 | 56 |
| Hartford Place | 20 | 20 |
| Jamison Personal Care Home | 10 | |
| The Arlington | 34 | |
| TLC Personal Care Home | 14 | |
| George County | 62 | 44 |
| Eva's Place | | 15 |
| Smith Manor | 12 | 14 |
| Sparrow Hills | | 15 |
| George County Retirement Center | 10 | |
| Ramsey Springs Village | 31 | |
| Silvercrest Adult Care | 9 | |
| Grenada County | 81 | |
| Graceland of Grenada | 38 | 56 |
| Graceland of Grenada North | 36 | |
| Stanford House Personal Care | 7 | |
| Hancock County | | 12 |
| Dunbar Village Courtyard | 35 | 10 |
| Woodland Village Nursing Center | | 2 |
| Harrison County | 254 | 172 |
| Chapman Oaks | 15 | 15 |
| Lakeview Nursing Center | | 10 |
| Lemoyne Place | | 34 |
| Loyalton of Biloxi | 83 | 105 |

2000 - 2010 Personal Care Home Licensed Beds, Occupancy Rates
and Average Daily Census

| Personal Care Home | 2000 Licensed Beds | 2010 Licensed Beds |
|--|-----------------------|-----------------------|
| Serenity Springs Personal Care Home | | 8 |
| Alpha Personal Care Home | 14 | |
| Connecting Hearts Personal Care Home | 8 | |
| Seashore Personal Care | 50 | |
| Twin Oaks @ Pass Christian | 61 | |
| Westchester Personal Care Home | 23 | |
| | | |
| Hinds County | 450 | 432 |
| Alpha Omega Personal Care Home | 13 | 13 |
| Autumn Light | 23 | 23 |
| Central Mississippi Personal Care | 13 | 13 |
| Community Welfare & Health Center | 14 | 14 |
| Eldercare Personal Care Home | 11 | 11 |
| Emeritus at Trace Pointe | 88 | 108 |
| Erie Street Personal Care Home | 5 | 11 |
| Gena's Four Seasons Personal Care Home | | 8 |
| Genesis Personal Care Home | | 17 |
| Love and Gracious Personal Care Home | | 11 |
| McAllister's Personal Care Home | 11 | 11 |
| Myles Retreat | | 43 |
| North Grove Assisted Living | 34 | 34 |
| Parker's Personal Care Home | 16 | 16 |
| Pope Personal Care Home | 6 | 5 |
| Riggs Manor Retirement Community Assisted Living | 32 | 56 |
| St David's Personal Care Home | 8 | 8 |
| Shanell's Residential Care Home | 7 | 15 |
| T's Personal Care Home | 10 | 10 |
| Vickie's House of Hope | | 5 |
| Ammons Personal Care | 8 | |
| Burns Street Assisted Living | 22 | |
| Catherine's Personal Care Home | 6 | |
| F & K Personal Care Home | 4 | |
| Izora's Personal Care Home | 12 | |
| Lou's Personal Care Home | 6 | |
| Meena's Personal Care Home | 16 | |
| Moore Personal Care Home | 6 | |
| Peach Orchard | 29 | |
| Ramsey's Personal Care Home | 12 | |
| Strickland's Personal Care Home | 6 | |
| Virgie Care Assisted Living Center | 6 | |
| Wells Personal Care Home | 5 | |
| Willow Creek Retirement Center | 21 | |

2000 - 2010 Personal Care Home Licensed Beds, Occupancy Rates
and Average Daily Census

| Personal Care Home | 2000 Licensed Beds | 2010 Licensed Beds |
|----------------------------------|-----------------------|-----------------------|
| <hr/> | | |
| Holmes County | | |
| Miss Bernice's House | | 16 |
| | | |
| Itawamba County | 54 | 130 |
| Countrywood Plantation | 16 | 46 |
| Daniel Assisted Living | | 38 |
| Dogwood of Fulton | 24 | 32 |
| Phillips Personal Care Home | 14 | 14 |
| | | |
| Jackson County | 229 | 64 |
| Alternative Personal Care Home | 12 | 12 |
| The Gardens | 25 | 52 |
| Dorchester Arms | 34 | |
| The Gardens at Hurley | 20 | |
| The Gardens at Bay Towers | 48 | |
| Gautier Personal Care Home | 39 | |
| Homeshares of Ocean Springs | 10 | |
| Majestic Personal Care Home | 20 | |
| Restoration Adult ECF | 11 | |
| Settler's Point | 10 | |
| | | |
| Jasper County | | |
| Summerland Manor | | 48 |
| | | |
| Jones County | 151 | 134 |
| ComfortCare Assisted Living | | 12 |
| Cottonwood Manor | 24 | 24 |
| Magnolia Gardens Assisted Living | 52 | 44 |
| Northview Villa Personal Care | 54 | 54 |
| Stat Manor | 9 | |
| Magnolia Gardens Assisted Living | 12 | |
| | | |
| Kemper County | | |
| Kemper Community Personal Care | 6 | |
| | | |
| Lafayette County | 84 | 154 |
| Azalea Gardens | 24 | 90 |
| Hermitage Gardens of Oxford | 60 | 64 |
| | | |
| Lamar County | 60 | 175 |
| Alden Pointe | | 45 |
| Magnolia Place | 21 | 18 |
| Provision Living at Hattiesburg | | 100 |
| The Windham House of Hattiesburg | 39 | 12 |

2000 - 2010 Personal Care Home Licensed Beds, Occupancy Rates
and Average Daily Census

| Personal Care Home | 2000 Licensed Beds | 2010 Licensed Beds |
|--------------------------------------|-----------------------|-----------------------|
| Lauderdale County | 188 | 205 |
| Aldersgate Personal Care | 60 | 58 |
| Fisher Care | | 8 |
| Magnolia Home | | 14 |
| McCoy Personal Care Home | 15 | 15 |
| Silver Leaf Manor | 80 | 110 |
| Benchmark Health Care | 33 | |
| Lawrence County | | |
| Heritage Manor Personal Care Home | 12 | 12 |
| Leake County | | |
| Bee Hive Homes of Carthage | | 15 |
| Madden Memories | 12 | |
| Lee County | 330 | 451 |
| Avonlea Assisted Living & Retirement | 56 | 72 |
| Homeplace of Saltillo | | 60 |
| Magnolia Manor | | 122 |
| Mitchell Center | 60 | 60 |
| Riverbirch Residence | 24 | 30 |
| Rosewood Residence | 75 | 75 |
| Samaritan Garden Personal Care Home | 30 | 32 |
| Dogwood Plantation #1 | 24 | |
| Dogwood Plantation #2 | 24 | |
| Dogwood Plantation #3 | 17 | |
| Family Estate Personal Care | 10 | |
| Sanders Personal Care Home | 10 | |
| Leflore County | | 74 |
| Country Meadow Personal Care Home | | 12 |
| Indywood Glen Personal Care Home | 38 | 62 |
| Lincoln County | 52 | |
| Haven Hall Healthcare Center | 23 | 15 |
| New Dawn Retirement Center | 7 | |
| Serenity Personal Care Home | 9 | |
| Shady Oaks Personal Care Home | 13 | |
| Lowndes County | 214 | 200 |
| Collegeview Personal Care Home | 6 | 6 |
| Homeplace of Columbus | 60 | 62 |
| The Arrington | 42 | 70 |

2000 - 2010 Personal Care Home Licensed Beds, Occupancy Rates
and Average Daily Census

| Personal Care Home | 2000 Licensed Beds | 2010 Licensed Beds |
|--|-----------------------|-----------------------|
| Trinity Place Personal Care | 62 | 62 |
| Best Quality Care | 18 | |
| Cherub's Personal Care | 10 | |
| Golden Age Care Home | 9 | |
| Lakewood Personal Care | 7 | |
| Madison County | 408 | 427 |
| Old Lades Home | 20 | 20 |
| Ridgeland Pointe | 100 | 100 |
| St Catherine's Village Campbell Cove | 36 | 36 |
| St Catherine's Village Marion Hall | 60 | 60 |
| Seasons | 34 | 10 |
| The Orchard Personal Care Home | 61 | 61 |
| Willard F Bond Home | | 40 |
| The Blake at Township | | 100 |
| Chateau Ridgeland Retirement | 45 | |
| Highland Home | 32 | |
| Towne Center Personal Care Home | 20 | |
| Marion County | 34 | 19 |
| Bar-Sel Personal Care Home | 11 | 11 |
| The Grove | | 8 |
| Star B Personal Care Home | 23 | |
| Marshall County | | |
| Christopher's Personal Care Home | 46 | 46 |
| Monroe County | 161 | 95 |
| Garden Suite Assisted Living | 22 | 22 |
| Monroe County Rest Home | 12 | 12 |
| Oaktree Plantation | 34 | 51 |
| PressiCare | | 10 |
| Beverly Healthcare Amory | 20 | |
| Pillars of Aberdeen | 73 | |
| Neshoba County | | 44 |
| Atwood Personal Care Home Philadelphia | | 32 |
| Bee Hive Homes of Philadelphia | | 12 |
| Neshoba County Nursing Home | 2 | |
| Newton County | 56 | 53 |
| Bee Hive Homes of Newton | | 12 |
| Woodland Court Personal Care | 24 | 41 |

2000 - 2010 Personal Care Home Licensed Beds, Occupancy Rates
and Average Daily Census

| Personal Care Home | 2000 Licensed Beds | 2010 Licensed Beds |
|--|-----------------------|-----------------------|
| Magnolia Regional Personal Care | 14 | |
| Magnolia South Personal Care | 18 | |
| Noxubee County | | 25 |
| Elderly Care Center | 15 | 15 |
| Oakwood Manor | | 10 |
| Oktibbeha County | 85 | 69 |
| Cantrell's Personal Care Home | 15 | 15 |
| Montgomery Gardens Senior Living | | 36 |
| Vicker's Personal Care Home | 18 | 18 |
| O'Brian Personal Care Home East | 22 | |
| O'Brian Personal Care Home | 12 | |
| TLC Home #1 | 10 | |
| TLC Homes #2 | 8 | |
| Panola County | | |
| Fairfield of Batesville | 32 | 54 |
| Pearl River County | 144 | 52 |
| New Country Living Personal Care Home | 14 | 14 |
| Our Place Personal Care Home | 12 | 12 |
| Shady Oaks of Carriere | 11 | 11 |
| Timeless Grace Assisted Living | | 15 |
| Magnolia Personal Care Home | 78 | |
| Our Place II | 9 | |
| Southern Pines Assisted Care | 20 | |
| Perry County | | 24 |
| Community Development Assisted Living | | 12 |
| Friend's Personal Care | 10 | 12 |
| Pike County | 118 | 98 |
| Aston Court Retirement Community | 50 | 50 |
| Camellia Estates | 48 | 48 |
| Beverly Healthcare Southwest | | 20 |
| Pontotoc County | 64 | |
| Church Street Personal Care Home of Ecrú | 14 | 40 |
| Heritage House Wing Care | 10 | |
| Windham House, Main Unit | 40 | |

2000 - 2010 Personal Care Home Licensed Beds, Occupancy Rates
and Average Daily Census

| Personal Care Home | 2000 Licensed Beds | 2010 Licensed Beds |
|---|-----------------------|-----------------------|
| Prentiss County | 63 | 81 |
| The Landmark Community | 40 | 40 |
| Scott Del Cottage | | 41 |
| Magnolia Bend Personal Care | 23 | |
| Rankin County | 192 | 275 |
| Brandon Court | 6 | 6 |
| Briar Hill Rest Home Personal Care Home | 4 | 2 |
| Chateau Jorja | | 15 |
| Christopher's Court | | 15 |
| Emeritus at Heritage House | 100 | 110 |
| Peach Tree Village | 71 | 71 |
| Villa South Assisted Living | | 50 |
| Wisteria Gardens | | 6 |
| Brandon Living Center Personal Care | 6 | |
| O'McDougle's Love & Care Home | 11 | |
| Scott County | | 27 |
| Bee Hive Homes of Forest | | 12 |
| Magnolia Manor | | 15 |
| Simpson County | 50 | 33 |
| Lakeview Place | | 12 |
| Bryant's Residential Care Facility | 21 | 21 |
| The Castin House | 15 | |
| The Chateau Ray | 14 | |
| Stone County | | 16 |
| Personal Care Home of Wiggins | | 15 |
| Stone County Nursing & Rehab Center | | 1 |
| Sunflower County | 39 | 52 |
| Indywood | 28 | 29 |
| Ruleville Nursing & Rehab Center | 11 | 11 |
| Shirley's Personal Care Home | | 12 |
| Tate County | | |
| Providence PCC of Senatobia | | 60 |
| Tippah County | | |
| Beverly Healthcare Ripley | 20 | |

2000 - 2010 Personal Care Home Licensed Beds, Occupancy Rates
and Average Daily Census

| Personal Care Home | 2000 Licensed Beds | 2010 Licensed Beds |
|--|-----------------------|-----------------------|
| Tishomingo County | 69 | 117 |
| Carrington House | | 25 |
| Southern Magnolia Estates | 34 | 37 |
| Southern Magnolia Estates II | | 18 |
| Southern Magnolia Estates II B | | 37 |
| Tishomingo Community Living Center | 35 | |
| Union County | 79 | 96 |
| Dogwood of New Albany | | 24 |
| Magnolia Place of New Albany | 39 | 40 |
| Pine Ridge Heart to Heart | | 12 |
| The Sunshine Inn | 16 | 20 |
| Green Oak Manor | 12 | |
| Haven Hills Personal Care Home | 12 | |
| Walthall County | | |
| Billdora Personal Care Home | 4 | |
| Warren County | 73 | 73 |
| Belmont Gardens | 25 | 32 |
| Heritage House Assisted Living | 41 | 41 |
| Belmont Place | 7 | |
| Washington County | 103 | 103 |
| Magnolia Gardens of Greenville | 48 | 48 |
| Wellington Place of Greenville | 55 | 55 |
| Wayne County | 77 | 52 |
| Brookwood Villa | 24 | 24 |
| Pine View Health Care Center | 4 | 3 |
| Southern Living Specialty Care | 6 | 25 |
| Azalea Place | 6 | |
| Personal Care Retirement Home | 11 | |
| Southern Plantation Personal Care Home | 8 | |
| Soulangina Place | 10 | |
| Total Care | 8 | |
| Webster County | 24 | |
| Vicker's Personal Care Home | 13 | 13 |
| Eupora Personal Care | 11 | |

2000 - 2010 Personal Care Home Licensed Beds, Occupancy Rates
and Average Daily Census

| <u>Personal Care Home</u> | <u>2000 Licensed Beds</u> | <u>2010 Licensed Beds</u> |
|-------------------------------------|-------------------------------|-------------------------------|
| Winston County | 16 | 31 |
| Bee Hive Homes of Louisville | | 16 |
| Lakeside Village Residential Living | | 15 |
| Community Care Inn | 7 | |
| K & M Serenity House | 9 | |
| Yalobusha County | | |
| Yalobusha County Assisted Living | 2 | |

Licensed and Certified Long-Term Care Facilities

Adams County

Adams County Nursing Center
587 John R. Junkin Drive
Natchez, Mississippi 39120
Phone: 601-446-8426
Fax: 601-446-8474
Adams Community Care Center,
Licensee
Judy Massey, Administrator
Non-profit
Medicaid/Medicare
Capacity: 105

Crown Health & Rehab of Natchez
344 Arlington Avenue
Natchez, Mississippi 39120
Phone: 601-443-2344
Fax: 601-443-9862
Crown Health & Rehab of Natchez,
Licensee
Linda T. Crain, Administrator
Proprietary
Medicaid/Medicare
Capacity: 58

Glenburney Nursing Home
555 John R. Junkin Drive
Natchez, Mississippi 39120
Phone: 601-442-4395
Fax: 601-442-0321
Glenburney Healthcare, Licensee
Amanda K. Floyd, Administrator
Proprietary
Medicaid/Medicare
Capacity: 96

Alcorn County

Cornerstone Health & Rehab of
Corinth
302 Alcorn Drive
Corinth, Mississippi 38834
Phone: 662-286-2286
Fax: 662-286-2289
Cornerstone Health & Rehab of
Corinth, Licensee
Robin C. Skelton, Administrator
Proprietary
Medicaid/Medicare
Capacity: 95

Mississippi Care Center of Alcorn
County
3701 Joanne Drive
Corinth, Mississippi 38834
Phone: 662-287-8071
Fax: 662-287-2564
Alcorn County Long Term Care,
Licensee
Teri L. Reynolds, Administrator
Proprietary
Medicaid/Medicare
Capacity: 125

Whitfield Nursing Home
2101 East Proper Street
P.O. Drawer 1425
Corinth, Mississippi 38834
Phone: 662-286-3331
Fax: 662-286-0026
Ann J. Whitfield, Licensee
Sarah J. Whitfield, Administrator
Proprietary
Medicaid
Capacity: 44

Amite County

Liberty Community Living Center
323 Industrial Park Drive
P.O. Box 676
Liberty, Mississippi 39645
Phone: 601-657-1000
Fax: 601-657-1008
Community Living Center of Liberty,
Licensee
Sally T. McCoy, Administrator
Proprietary
Capacity: 80

Attala County

Attala County Nursing Center
326 Highway 12 West
Kosciusko, Mississippi 39090
Phone: 662-289-1200
Fax: 662-289-3070
Attala Community Care Center,
Licensee
Holly G. Cornett, Administrator
Proprietary
Medicaid/Medicare
Capacity: 120

Mississippi State Veteran's Home
310 Autumn Ridge Drive
Kosciusko, Mississippi 39090
Phone: 662-289-7809
Fax: 662-289-7803
Andrian A. Grice, Licensee
Sheryl Roebuck, Administrator
Public
Non-Profit
Capacity: 150

Benton County

Ashland Health & Rehab
16056 Boundary Drive
P.O. Box 490
Ashland, Mississippi 38603
Phone: 662-224-6196
Fax: 662-224-6899
Ashland Health & Rehab, Licensee
Mike Bass, Administrator
Proprietary
Medicaid/Medicare
Capacity: 60

Bolivar County

Bolivar Medical Center Long Term
Care Fac.
901 East Sunflower Road
P.O. Box 1380
Cleveland, Mississippi 38732
Phone: 662-846-2520
Fax: 662-846-2521
Wes Sigler, Licensee
Patricia D. Rowe, Administrator
Proprietary
Medicaid
Capacity: 35

Cleveland Nursing and Rehab. Center
4036 Highway 8, East
P.O. Box 1688
Cleveland, Mississippi 38732
Phone: 662-843-4014
Fax: 662-843-5401
Cleveland Nursing & Rehab Center,
Licensee
Kelly Mann, Administrator
Proprietary
Medicaid/Medicare
Capacity: 120

Joy Health & Rehab of Cleveland
200 Martin L. King Jr. Drive
Cleveland, Mississippi 38732
Phone: 662-843-5347
Fax: 662-843-0751
Joy Health & Rehab of Cleveland,
Licensee
Wanda Matthews, Administrator
Public
Medicaid/Medicare
Capacity: 75

Oak Grove Retirement Home
209 Oak Circle
P.O. Box 198
Duncan, Mississippi 38740
Phone: 662-395-2577
Fax: 662-395-2568
Charles E. Smith, Licensee
Tod L. Jones, Administrator
Proprietary
Medicaid
Capacity: 60

Shelby Nursing and Rehab Center
1108 Church Street
Shelby, Mississippi 38774
Phone: 662-398-5117
Fax: 662-398-7766
MS Shelby, LLC, Licensee
Joshua C. Clayton, Administrator
Proprietary
Medicaid
Capacity: 60

Calhoun County

Bruce Community Living Center
176 Highway 9 South
P.O. Box 1280
Bruce, Mississippi 38915
Phone: 662-412-5100
Fax: 662-412-5122
CLC of Bruce, Licensee
Christiana Palmer, Administrator
Proprietary
Medicaid/Medicare
Capacity 35

Calhoun Nursing Home
152 Burke Road
Calhoun City, Mississippi 38916
Phone: 662-628-6611
Fax: 662-628-6300
Calhoun County, Licensee
James Franklin, Administrator
Public
Medicaid
Capacity: 120

Carroll County

Vaiden Community Living Center
868 Mulberry Street
Vaiden, Mississippi 39176
Phone: 662-464-7714
Fax: 662-464-7741
CLC of Vaiden, Licensee
Debbie Spence, Administrator
Medicare/Medicaid
Capacity: 60

Chickasaw County

Floy Dyer Manor
1000 East Madison Street
Houston, Mississippi 38851
Phone: 662-456-1101
Fax: 662-456-1106
Robert M. Thornton, Jr. Licensee
Linda S. Boutwell, Administrator
Proprietary
Medicaid/Medicare
Capacity: 66

Shearer Richardson Mem. Nursing Home
512 Rockwell Drive
P.O. Box 420
Okolona, Mississippi 38860
Phone: 662-447-3311
Fax: 662-447-3856
Brenda G. Wise, Licensee &
Administrator
Non-profit
Medicaid
Capacity: 73

Choctaw County

Choctaw County Nursing Home
311 West Cherry Street
P.O. Box 1039
Ackerman, Mississippi 39735
Phone: 662-285-3257
Fax: 662-285-2725
Choctaw County Board of Supervisors,
Licensee
Debbie Ward, Acting Administrator
Proprietary
Medicaid
Capacity: 73

Claiborne County

Claiborne County Senior Care
2124 Old Highway 61 North
P.O. Box 1018
Port Gibson, Mississippi 39150
Phone: 601-437-8737
Fax: 601-437-4470
Claiborne County Nursing Center,
Licensee
Gail Kimery, Administrator
Proprietary
Medicaid/Medicare
Capacity: 77

Clarke County

Lakeside Living Center
191 Highway 511 East
P.O. Drawer 10
Quitman, Mississippi 39355
Phone: 601-776-2141
Fax: 601-776-5505
Pensacola Health Trust, Licensee
Tony Hamrick, Administrator
Proprietary
Medicaid/Medicare
Capacity: 120

Clay County

Dugan Memorial Home
804 East Main Street
P.O. Box 698
West Point, Mississippi 39773
Phone: 662-494-3640
Fax: 662-494-3641
Dugan Memorial Home, Licensee
Shelley Tuggle, Administrator
Non-profit
Medicaid/Medicare
Capacity: 60

West Point Community Living Center
1122 North Eshman Avenue
P.O. Box 817
West Point, Mississippi 39773
Phone: 662-494-6011
Fax: 662-494-6926
Community Living Center of West
Point, Licensee
John W. Jackovic, Administrator
Proprietary
Medicaid/Medicare
Capacity: 120

Coahoma County

Clarksdale Nursing Center
1120 Ritchie Street
P.O. Box 1304
Clarksdale, Mississippi 38614
Phone: 662-627-2591
Fax: 662-624-6233
Caregivers, Licensee
JoEllen Hillman, Administrator
Proprietary
Medicaid/Medicare
Capacity: 112

Greenbough Nursing Center
340 DeSoto Avenue, Extended
Clarksdale, Mississippi 38614
Phone: 662-627-3486
Fax: 662-627-5654
MS Greenbough, LLC, Licensee
Amanda R. Kirk, Administrator
Proprietary
Medicaid/Medicare
Capacity: 66

Copiah County

Copiah Living Center
806 West Georgetown Street
Crystal Springs, Mississippi 39059
Phone: 601-892-1880
Fax: 601-892-8739
Copiah CCC, Licensee
Janet C. Wilson, Administrator
Non-profit
Medicare/Medicaid
Capacity: 60

Pine Crest Guest Home Inc.
133 Pine Street
Hazlehurst, Mississippi 39083
Phone: 601-894-1411
Fax: 601-894-3282
Pinecrest, Licensee
Michael J. Ganucheau, Administrator
Proprietary
Medicaid/Medicare
Capacity: 120

Covington County

Covington County Nursing Center
1207 South Fir Avenue
P.O. Box 1089
Collins, Mississippi 39428
Phone: 601-765-8262
Fax: 601-765-0080
Collins Community CC, Licensee
Brenda J. Leone, Administrator
Non-Profit
Medicaid/Medicare
Capacity: 60

Mississippi State Veterans Home
3261 Highway 49 South
Collins, Mississippi 39261
Phone: 601-765-0403
Fax: 601-765-5045
Adrian A. Grice, Licensee
Landa Oglesby, Administrator
Public
Non-Profit
Capacity: 150

DeSoto County

DeSoto HealthCare Center
7805 Southcrest Parkway
Southaven, Mississippi 38671
Phone: 662-349-7500
Fax: 662-349-2069
DeSoto Healthcare, Licensee
Donald K. Scipper, Administrator
Non-profit
Medicaid/Medicare
Capacity: 120

GoldenLiving Center Southaven
1730 Dorchester Drive
Southaven, Mississippi 38671
Phone: 662-393-0050
Fax: 662-393-5179
GGNSC Southaven, LLC, Licensee
Cyndi Dughetti, Administrator
Proprietary
Medicaid/Medicare
Capacity: 140

Landmark of DeSoto
3068 Nail Road West
Horn Lake, Mississippi 38637
Phone: 662-280-1219
Fax: 662-280-4668
DeSoto Community Care Center,
Licensee
Sandy Bradley, Administrator
Proprietary
Medicaid/Medicare
Capacity: 60

Forrest County

Bedford Alzheimer's Care Center
300 B Cahal Street
Hattiesburg, Mississippi 39401
Phone: 601-544-5300
Fax: 601-582-9337
Bedford Alzheimer's Care Center,
Licensee
Jack Bevon, Administrator
Proprietary
Medicaid
Capacity: 20

Bedford Care Center of Hattiesburg
#10 Medical Boulevard
Hattiesburg, Mississippi 39401
Phone: 601-264-3709
Fax: 601-264-1144
Bedford Care Center, Hattiesburg,
Licensee
Julia Edwards, Administrator
Proprietary
Medicaid/Medicare
Capacity: 162

Bedford Care Center - Monroe Hall
300 Cahal Street
Hattiesburg, Mississippi 39401
Phone: 601-582-9157
Fax: 601-582-2639
Bedford Care Center Monroe Hall,
Licensee
Robert M. Perry, Administrator
Proprietary
Medicaid/Medicare
Capacity: 60
30 beds in abeyance

Bedford Care Center of Petal
908 South George Street
Petal, Mississippi 39465
Phone: 601-544-7441
Fax: 601-582-3217
Bedford Care Center Petal, Licensee
Elaine F. Brannan, Administrator
Proprietary
Medicaid/Medicare
Capacity: 60

Hattiesburg Health & Rehab
514 Bay Street
Hattiesburg, Mississippi 39401
Phone: 601-544-4230
Fax: 601-582-2480
Hattiesburg Health & Rehab,
Licensee
Cherry L. Jones, Administrator
Proprietary
Medicaid
Capacity: 184

Franklin County

Meadville Convalescent Home
300 Highway 556
Meadville, Mississippi 39653
Phone: 601-384-5861
Fax: 601-384-5862
Meadville LLC, Licensee
Rebecca Rylee, Administrator
Proprietary
Medicaid/Medicare
Capacity: 60

George County

GlenOaks Nursing Center
55 Susanne Street
Lucedale, Mississippi 39452
Phone: 601-947-2783
Fax: 601-947-6182
Delco, Licensee
Teresa Crabtree, Administrator
Proprietary
Medicaid/Medicare
Capacity: 60

Greene County

Greene Rural Health Center
1017 Jackson Avenue
P.O. Box 819
Leakesville, Mississippi 39451
Phone: 601-394-2371
Fax: 601-394-5495
Lisa Crager, Administrator
Non-Profit
Medicaid/Medicare
Capacity: 60

Leakesville Rehab & Nursing Center
1300 Melody Lane
P.O. Box 640
Leakesville, Mississippi 39451
Phone: 601-394-2331
Fax: 601-394-2738
Corporate Management, Licensee
Shelli Brewer, Administrator
Proprietary
Medicaid/Medicare
Capacity: 60

Grenada County

Grace Health & Rehab of Grenada
1966 Hill Drive
Grenada, Mississippi 38901
Phone: 662-226-2442
Fax: 662-226-9567
Grace Health & Rehab of Grenada,
Licensee
Thomas Craig Hill, Administrator
Proprietary
Medicaid/Medicare
Capacity: 137

Grenada Living Center
1950 Grandview Drive
Grenada, Mississippi 38901
Phone: 662-226-9554
Fax: 662-226-5537
Community Care Center of Grenada,
Licensee
Bobbie Methvin, Administrator
Proprietary
Medicaid/Medicare
Capacity: 110

Hancock County

Dunbar Village
725 Dunbar Avenue
Bay St Louis, Mississippi 39520
Phone: 228-466-3099
Fax: 228-466-3997
Dunbar Village, Licensee
David Miller, Administrator
Proprietary
Medicaid/Medicare
Capacity: 70

Woodland Village Nursing Center
5427 Gex Road
Diamondhead, Mississippi 39525
Phone: 228-255-4832
Fax: 228-255-4833
Woodland Village Nursing Center,
Licensee
James T Williams, Jr, Administrator
Proprietary
Medicaid/Medicare
Capacity: 132

Harrison County

Biloxi Community Living Center
2279 Atkinson Road
Biloxi, Mississippi 39531
Phone: 228-388-1805
Fax: 228-388-9617
Community Living Center Biloxi,
Licensee
Elizabeth Sprenger, Administrator
Proprietary
Medicaid/Medicare
Capacity: 240

The Boyington Health Care Facility
1530 Broad Avenue
Gulfport, Mississippi 39501
Phone: 228-864-6544
Fax: 228-868-8544
HUD Boyington, Licensee
Dennis S. Forsythe, Jr.,
Administrator
Proprietary
Medicaid/Medicare
Capacity: 180

Dixie White House Nursing Home
538 Menge Avenue
Pass Christian, Mississippi 39571
Phone: 228-452-4344
Fax: 228-452-2264
Hud Dixie White House, Licensee
Mary J. Miller, Administrator
Proprietary
Medicaid/Medicare
Capacity: 60

Driftwood Nursing Center
1500 Broad Avenue
Gulfport, Mississippi 39501
Phone: 228-868-1314
Fax: 228-863-8966
Strategic Healthcare, Licensee
Alicia D. Johnson, Administrator
Proprietary
Medicaid/Medicare
Capacity: 151

Greenbriar Nursing Center
4347 West Gay Road
D'Iberville, Mississippi 39540
Phone: 228-392-8484
Fax: 228-392-6262
Greenbriar Nursing Center, Licensee
Shelia M. Bachtel, Administrator
Proprietary
Medicaid/Medicare
Capacity: 60

Lakeview Nursing Center
16411 Robinson Road
Gulfport, Mississippi 39503
Phone: 228-831-3001
Fax: 228-831-0408
Brian Cain, Licensee
Diane Carpenter, Administrator
Proprietary
Medicaid/Medicare
Capacity: 105

Hinds County

Belhaven Senior Care
1004 North Street
Jackson, Mississippi 39202
Phone: 601-355-0763
Fax: 601-355-9775
Belhaven Senior Care, Licensee
Angelia M. Whittington,
Administrator
Proprietary
Medicaid/Medicare
Capacity: 60

Chadwick Nursing & Rehab Center
1900 Chadwick Drive
Jackson, Mississippi 39204
Phone: 601-372-0231
Fax: 601-372-0234
Chadwick Nursing & Rehab Center,
Licensee
Paula Hazel, Administrator
Proprietary
Medicaid/Medicare
Capacity: 102

Clinton Healthcare
1251 Pinehaven Road
Clinton, Mississippi 39056
Phone: 601-924-2996
Fax: 601-924-6447
Clinton Healthcare, Licensee
Kathryn Watkins, Administrator
Proprietary
Medicaid/Medicare
Capacity: 121

Community Place
1129 Langley Avenue
Jackson, Mississippi 39204
Phone: 601-355-0617
Fax: 601-948-7506
Community Place, Licensee
Anne-Michelle Daniel, Administrator
Non-profit
Medicaid/Medicare
Capacity: 60

Compere's Nursing Home
865 North Street
Jackson, Mississippi 39202
Phone: 601-948-6531
Fax: 601-948-6166
North Street Healthcare, Licensee
Chase Flowers, Administrator
Proprietary
Medicaid/Medicare
Capacity: 60

Cottage Grove Nursing Home
1116 Forest Avenue
Jackson, Mississippi 39206
Phone: 601-366-6461
Fax: 601-362-4041
Cottage Grove Nursing Home, Licensee
Jiadine Cleveland, Administrator
Proprietary
Medicaid/Medicare
Capacity: 120

Forrest Hill Nursing Center
927 Cooper Road
Jackson, Mississippi 39212
Phone: 601-372-0141
Fax: 601-372-0931
Forrest Hill Nursing Center,
Licensee
Charlotte Daniel, Administrator
Proprietary
Medicaid/Medicare
Capacity: 87

Hinds County Nursing & Rehab Center
3454 Albermarle Road
Jackson, Mississippi 39213
Phone: 601-362-5394
Fax: 601-366-9276
Hinds Co. Nursing & Rehab Ctr, LLC,
Licensee
Eric McMillan, Administrator
Proprietary
Medicaid/Medicare
Capacity: 105

Lakeland Nursing & Rehab Center
3680 Lakeland Lane
Jackson, Mississippi 39216
Phone: 601-982-5505
Fax: 601-362-1883
Lakeland Nursing & Rehab Center,
Licensee
Abby Little, Administrator
Proprietary
Medicaid/Medicare
Capacity: 105

Magnolia Senior Care
3701 Peter Quinn Drive
Jackson, Mississippi 39213
Phone: 601-366-1712
Fax: 601-366-1715
Magnolia Senior Care, Licensee
Nick Davis, Administrator
Proprietary
Medicaid/Medicare
Capacity: 60

Manhattan Nursing & Rehab Center
4540 Manhattan Road
Jackson, Mississippi 39206
Phone: 601-982-7421
Fax: 601-366-7121
Manhattan Nursing & Rehab Center,
Licensee
Bobbie Blackard, Administrator
Proprietary
Medicaid/Medicare
Capacity: 180

Mississippi State Veterans Home
4607 Lindbergh Drive
Jackson, Mississippi 39209
Phone: 601-354-7205
Fax: 601-354-6060
Adrian A. Grice, Licensee
Mrs. Gerald D. M. Reed,
Administrator
Public
Non-Profit
Capacity: 150

Pleasant Hills Community Living
Center
1600 Raymond Road
Jackson, Mississippi 39204
Phone: 601-371-1700
Fax: 601-371-1006
Community Living Center of Jackson,
Licensee
Margaret Heggins, Administrator
Proprietary
Medicaid/Medicare
Capacity: 120

Trinity Mission Health & Rehab of
Clinton
102 Woodchase Park Drive
Clinton, Mississippi 39056
Phone: 601-924-7043
Fax: 601-924-8633
Trinity Mission of Clinton, Licensee
Chad Blackard, Administrator
Proprietary
Medicaid/Medicare
Capacity: 145

Willow Creek Retirement Center
49 Willow Creek Lane
Byram, Mississippi 39272
Phone: 601-863-4201
Fax: 601-863-4202
WCRC, Licensee
Helene Youngblood, Administrator
Proprietary
Medicaid/Medicare
Capacity: 88

Holmes County

Holmes County LTC Center - Durant
15481 Bowling Green Road
Durant, Mississippi 39063
Phone: 662-653-4106
Fax: 662-653-3940
Durant Healthcare, Licensee
Jan Irby Maddux, Administrator
Non-Profit
Medicaid
Capacity: 80

Lexington Manor Senior Center
56 Rockport Road
Lexington, Mississippi 39095
Phone: 662-834-3021
Fax: 662-834-4848
Lexington Manor Senior Ctr, LLC,
Licensee
Kimberly Michelle Ledbetter,
Administrator
Proprietary
Medicaid/Medicare
Capacity: 68

Humphreys County

Humphreys County Nursing Center
500 C.C.C. Road
Belzoni, Mississippi 39038
Phone: 662-247-1821
Fax: 662-247-2078
Humphreys Community Care Center,
Licensee
Linda Yarborough, Administrator
Non-Profit
Medicaid/Medicare
Capacity: 60

Itawamba County

Courtyards Community Living Center
907 East Walker Street
P.O. Box 69
Fulton, Mississippi 38843
Phone: 662-862-6140
Fax: 662-862-6143
CLC of Fulton, Licensee
David Seay, Administrator
Proprietary
Medicaid/Medicare
Capacity: 66

The Meadows of Fulton
1905 South Adams Street
P.O. Drawer 127
Fulton, Mississippi 38847
Phone: 662-862-2165
Fax: 662-862-2167
Daniel Health Care, Licensee
James Holland, Administrator
Proprietary
Medicaid/Medicare
Capacity: 130

Jackson County

Ocean Springs Nursing Center
1199 Ocean Springs Road
Ocean Springs, Mississippi 39564
Phone: 228-875-9363
Fax: 228-872-4500
MS HUD Ocean Springs, Licensee
Robert McBeth, Administrator
Proprietary
Medicaid/Medicare
Capacity: 115

Plaza Community Living Center
4403 Hospital Road
Pascagoula, Mississippi 39581
Phone: 228-762-8960
Fax: 228-769-1810
CLC Pascagoula, LLC, Licensee
Johnnie Walters, Administrator
Proprietary
Medicaid/Medicare
Capacity: 120

River Chase Village
5090 Gautier Vancleave Road
Gautier, Mississippi 39553
Phone: 228-522-6700
Fax: 228-522-3383
Sentry South, Licensee
James N. Payne, Administrator
Proprietary
Medicaid/Medicare
Capacity: 60

Singing River Rehab & Nursing
Center
3401 Main Street
Moss Point, Mississippi 39563
Phone: 228-762-7451
Fax: 228-769-2294
Singing River Rehab & Nursing Ctr,
Licensee
William S. Trevvett, Administrator
Proprietary
Medicaid/Medicare
Capacity: 160

Sunplex Subacute Center
6520 Sun Scope Drive
Ocean Springs, Mississippi 39564
Phone: 228-875-1177
Fax: 228-875-1149
CLC Ocean Springs, LLC, Licensee
Michael Banes, Administrator
Proprietary
Medicare/Medicaid
Capacity: 73

Jasper County

Jasper County Nursing Home
15 A South Sixth Street
Bay Springs, Mississippi 39422
Phone: 662-764-2101
Fax: 662-764-2930
James Knotts, Licensee
Marshall Kenneth Posey,
Administrator
Public
Medicaid
Capacity: 110

Jefferson County

Jefferson County Nursing Home
910 Main Street
P.O. Box 1089
Fayette, Mississippi 39069
Phone: 601-786-3888
Fax: 601-786-9400
Dudley Guice, Sr., Licensee
Montina Fletcher-Lewis,
Administrator
Non-Profit
Medicaid/Medicare
Capacity: 60

Jefferson Davis County

Jefferson Davis Community Hospital
1320 Winfield Street
P.O. Drawer 1288
Prentiss, Mississippi 39474
Phone: 601-792-1172
Fax: 601-792-1171
Jeff Davis Comm Hospital, Licensee
Joyce Fikes, Administrator
Non-Profit
Medicaid/Medicare
Capacity: 60

Jones County

Care Center of Laurel
935 West Drive
Laurel, Mississippi 39440
Phone: 601-649-8006
Fax: 601-426-6366
Laurel Healthcare, LLC, Licensee
Wanda Fay Hunt, Administrator
Proprietary
Medicaid/Medicare
Capacity: 120

Comfort Care Nursing Center
1100 West Drive
Laurel, Mississippi 39440
Phone: 601-422-0022
Fax: 601-428-7138
South Central Regional Medical
Center, Licensee
Heather Gilbert, Administrator
Public
Medicaid/Medicare
Capacity: 126

Jones County Rest Home
683 County Home Road
Ellisville, Mississippi 39437
Phone: 601-477-3334
Fax: 601-477-2172
South Central Regional Medical
Center, Licensee
Sylvia Staples, Administrator
Proprietary
Medicaid/Medicare
Capacity: 122

Laurelwood Community Living Center
1036 West Drive
Laurel, Mississippi 39440
Phone: 601-425-3191
Fax: 601-428-1164
CLC of Laurel, LLC, Licensee
Rene' B. Read, Administrator
Proprietary
Medicaid/Medicare
Capacity: 60

Kemper County

Mississippi Care Center of DeKalb
220 Willow Avenue
P.O. Box 577
DeKalb, Mississippi 39328
Phone: 601-743-5888
Fax: 601-743-4506
Kemper County Long Term Care,
Licensee
Ruby Bolen, Administrator
Proprietary
Medicaid/Medicare
Capacity: 60

Lafayette County

Graceland Care Center of Oxford
1301 Belk Blvd.
Oxford, Mississippi 38655
Phone: 662-234-7821
Fax: 662-234-0294
Lafayette Long Term Care, Licensee
John B. (Ley) Falkner,
Administrator
Proprietary
Medicaid/Medicare
Capacity: 180

Mississippi State Veterans Home
120 Veterans Drive
Oxford, Mississippi 38655
Phone: 662-236-7641
Fax: 662-236-7863
Adrian A. Grice, Licensee
Amanda S. May, Administrator
Public
Non-Profit
Capacity: 150

Lamar County

Oxford Health & Rehab Center
6428 Highway 11 South
Lumberton, Mississippi 39455
Phone: 601-794-8566
Fax: 601-794-8859
Hyperion Foundation, Licensee
L. J. Daniels, III, Administrator
Non-Profit
Medicaid/Medicare
Capacity: 120

Windham House of Hattiesburg
37 Hillcrest Drive
Hattiesburg, Mississippi 39402
Phone: 601-264-0058
Fax: 601-264-7329
Windham House of Hattiesburg,
Licensee
Misty D Ardoin, Administrator
Non-Profit
Capacity: 60

Lauderdale County

Bedford Care of Marion
6434 -A Dale Drive
P.O. Box 307
Marion, Mississippi 39342
Phone: 601-294-3515
Fax: 601-693-3198
Bedford Care of Meridian, Licensee
Susan H. Fox, Administrator
Proprietary
Medicaid/Medicare
Capacity: 128

James T Champion Nursing Facility
1455 North Lakeland Drive
Meridian, Mississippi 39307
Phone: 601-581-8450
Fax: 601-581-8489
Edwin C. LeGrand, III, Licensee
Judd Nance, Administrator
Public
Capacity: 120

Golden Living Center Meridian
4728 Highway 39 North
Meridian, Mississippi 39301
Phone: 601-482-8151
Fax: 601-483-6333
Golden Living Center, Licensee
Janet Wise, Administrator
Proprietary
Medicaid/Medicare
Capacity: 120

Meridian Community Living Center
517 33rd Street
Meridian, Mississippi 39305
Phone: 601-483-3916
Fax: 601-484-6770
CLC of Meridian, Licensee
Megan Teneyck, Administrator
Proprietary
Medicaid/Medicare
Capacity: 58

Poplar Springs Nursing Center
6615 Poplar Springs Drive
Meridian, Mississippi 39305
Phone: 601-483-5256
Fax: 601-483-7081
Poplar Springs Nursing Center, LLC,
Licensee
Justin Johnson, Administrator
Proprietary
Medicare/Medicaid
Capacity: 130

Queen City Nursing Center
1201 28th Avenue
Meridian, Mississippi 39301
Phone: 601-483-1467
Fax: 601-483-1483
Queen City Nursing Center, Licensee
Barbara Howard, Administrator
Proprietary

Medicaid/Medicare
The Oaks Rehabilitation & Healthcare
Center
3716 Highway 39 North
Meridian, Mississippi 39301
Phone: 601-482-7164
Fax: 601-482-5305
Riley Healthcare, Licensee
Sherry Davis, Administrator
Proprietary
Medicaid/Medicare
Capacity: 84

Reginald P. White Nursing Facility
1451 & 1455 North Lakeland Drive
P.O. Box 4128, West Station
Meridian, Mississippi 39307
Phone: 601-581-8500
Fax: 601-581-8459
Edwin C. LeGrand, III, Licensee
Steve Swogetinsky, Administrator
Public
Medicaid
Capacity: 120

Lawrence County

Lawrence County Nursing Center
700 Jefferson Street
P.O. Box 398
Monticello, Mississippi 39654
Phone: 601-587-2593
Fax: 601-587-5354
Monticello Community Care Center,
Licensee
Lisa Haskins, Administrator
Proprietary
Medicaid/Medicare
Capacity: 60

Leake County

Golden Living Center Carthage
1101 East Franklin Street
Carthage, Mississippi 39051
Phone: 601-267-4551
Fax: 601-267-7242
Golden Living Center Carthage,
Licensee
Dana Johnson, Administrator
Proprietary
Medicaid/Medicare
Capacity 99

Leake Memorial ECF
310 Ellis Street
Carthage, Mississippi 39051
Phone: 601-267-1355
Fax: 601-267-1358
Billy Boyd, Licensee
Robert Faulkner, Administrator
Non-Profit
Medicaid
Capacity: 44

Lee County

Cedars Health Center
2800 West Main Street
Tupelo, Mississippi 38801
Phone: 662-844-1441
Fax: 662-841-8769
Mississippi Methodist Senior
Services of Tupelo, Licensee
Jerry South, Administrator
Non-profit
Medicaid/Medicare
Capacity: 140

Golden Living Center Eason Blvd.
2273 South Eason Boulevard
Tupelo Nursing & Rehab Center
1901 Briar Ridge Road
Tupelo, Mississippi 38804
Phone: 601-844-0675
Fax: 662-842-6838
Tupelo Nursing & Rehab Center,
Licensee
Lisa C. Hosford, Administrator
Proprietary
Medicaid/Medicare
Capacity: 120

Leflore County

Crystal Health & Rehab of Greenwood
902 St John Pittman Drive
Greenwood, Mississippi 38930
Phone: 662-453-9173
Fax: 662-455-4933
Crystal Health & Rehab of Greenwood,
LLC, Licensee
Chuck Vincent, Administrator
Proprietary
Medicaid/Medicare
Capacity: 110

Golden Age Nursing Home

Tupelo, Mississippi 38804
Phone: 662-842-2461
Fax: 662-841-2884
Golden Living Center Eason Blvd,
Licensee
Kathy Kendrick, Administrator
Proprietary
Medicaid/Medicare
Capacity: 120

North Mississippi Medical Center
Baldwyn Nursing Facility
739 4th Street South
Baldwyn, Mississippi 38824
Phone: 662-365-4091
Fax: 662-365-4142
NMMC, Licensee
Rhonda Saunders, Administrator
Non-Profit
Medicaid/Medicare
Capacity: 107

2901 Highway 82 East
Greenwood, Mississippi 38930
Phone: 662-453-6323
Fax: 662-455-9686
Golden Age Nursing Home, Licensee
Thomas E. Hill, Administrator
Non-profit
Medicaid/Medicare
Capacity: 180

Riverview Nursing & Rehabilitation
Center
1600 West Claiborne Avenue Extended
Greenwood, Mississippi 38930
Phone: 662-453-8140
Fax: 662-455-3973
Magnolia Healthcare, Inc., Licensee
Marjorie H. Guthrie, Administrator
Non-Profit
Medicaid/Medicare
Capacity: 120

Lincoln County

CountryBrook Living Center
525 Brookman Drive
Brookhaven, Mississippi 39601
Phone: 601-833-2330
Fax: 601-835-2358
SSC Brookhaven Operating Co,
Licensee

Cindy Neese, Administrator
Proprietary
Medicaid/Medicare
Capacity: 121

GoldenLiving Center Brook Manor
501 Brookman Drive
Brookhaven, Mississippi 39601
Phone: 601-833-2881
Fax: 601-833-2360
GGNSC Brook Manor, LLC, Licensee
Stephanie Burton, Administrator
Proprietary
Medicaid/Medicare
Capacity: 58

Haven Hall Healthcare Center
101 Mill Street

Lowndes County

Aurora Health & Rehab
310 Emerald Drive
Columbus, Mississippi 39702
Phone: 662-327-8021
Fax: 662-329-3088
Aurora Australis, Licensee
James E. Rife, Sr, Administrator
Proprietary
Medicaid/Medicare
Capacity: 120

Trinity Healthcare Center
230 Airline Road
Columbus, Mississippi 39702
Phone: 662-327-9404
Fax: 662-328-1445
Methodist Senior Services of Golden
Triangle, Licensee
Jonathan Stirewalt, Administrator
Non-Profit
Medicaid/Medicare
Capacity: 60

Vineyard Court Nursing Center
2002 5th Street North

Brookhaven, Mississippi 39601
Phone: 601-833-5608
Fax: 601-833-5285
Magnolia Health Care, Licensee
Ora Hooker, Administrator
Non-Profit
Medicaid/Medicare
Capacity: 81

Silver Cross Home
503 Silver Cross Drive
Brookhaven, Mississippi 39601
Phone: 601-833-2361
Fax: 601-833-3115
Silver Cross Home, Licensee
Gussie W. Ashley, Administrator
Non-profit
Medicaid/Medicare
Capacity: 60

Columbus, Mississippi 39705
Phone: 662-328-1133
Fax: 662-328-0774
VCNC, Licensee
Sherry Law, Administrator
Proprietary
Medicaid/Medicare
Capacity: 60

Windsor Place Nursing and Rehab
Center
81 Windsor Blvd.
Columbus, Mississippi 39702
Phone: 662-241-5518
Fax: 662-241-5590
Windsor Place Nursing & Rehab,
Licensee
Mark S. Clay, Administrator
Medicaid/Medicare
Capacity: 140

Madison County

The Arbor Skilled Nursing Facility
600 South Pear Orchard Road
Ridgeland, Mississippi 39157
Phone: 601-856-2205
Fax: 601-856-7801
W. Thad McLaurin, Licensee
Diane W. Bates, Administrator
Proprietary
Capacity: 60
Non-participating

Highland Home
638 Highland Colony Parkway
Ridgeland, Mississippi 39157
Phone: 601-853-0415
Fax: 601-853-0515
Madison Community Care Center,
Licensee
Jacob Waldrop, Administrator
Proprietary
Medicare/Medicaid
Capacity: 120

Madison County Nursing Home
1421 A East Peace Street
St. Catherine's Village-Siena Center
200 Dominican Drive
Madison, Mississippi 39110
Phone: 601-856-0100
Fax: 601-856-0109
Sister Dorothea Sondgeroth, Licensee
Mary Margaret Judy, Administrator
Non-Profit
Non-Participating
Capacity: 120

Marion County

The Grove Nursing Home
11 Pecan Drive
Columbia, Mississippi 39429
Phone: 601-736-4747
Fax: 601-736-4073
J.R.S.M. Enterprises, Licensee
Jack Bradshaw, Administrator
Proprietary
Medicaid
Capacity: 80

The Myrtles Nursing Center
1018 Alberta Avenue
Columbia, Mississippi 39429

P.O. Box 488
Canton, Mississippi 39046
Phone: 662-855-5760
Fax: 662-855-5781
Madison County Nursing Home,
Licensee
Daniel Logan, Administrator
Public
Medicaid
Capacity: 95

The Nichols Center
1308 Highway 51 North
P.O. Drawer 720
Madison, Mississippi 39110
Phone: 601-853-4343
Fax: 601-853-9691
The Nicholas Center, Licensee
Joseph Cokely, Administrator
Proprietary
Medicaid/Medicare
Capacity: 60

Phone: 601-731-1745
Fax: 601-736-3886
Columbia Community Care Center,
Licensee
Gail Whittington, Administrator
Proprietary
Medicaid/Medicare
Capacity: 98

Song Health & Rehab of Columbia
1506 North Main Street
Columbia, Mississippi 39429
Phone: 601-736-9557
Fax: 601-736-7523
Song Health & Rehab of Columbia,
Licensee
John McDaniel, Administrator
Proprietary
Medicaid/Medicare
Capacity: 119

Marshall County

Trinity Mission Health & Rehab of
Great Oaks
111 Chase Street
Byhalia, Mississippi 38611
Phone: 662-838-3670
Fax: 662-838-3740
Trinity Mission Health & Rehab of
Great Oaks, Licensee
Mary L. Peebles, Administrator
Proprietary
Medicaid/Medicare
Capacity: 60

Trinity Mission Health & Rehab of
Holly Springs
1315 Highway 4 East
Holly Springs, Mississippi 38635
Phone: 662-252-1141
Fax: 662-252-4836

Trinity Mission Health & Rehab,
Licensee
Darwin Martin, Administrator
Proprietary
Medicaid/Medicare
Capacity: 120

River Place Nursing Center
1126 Earl Frye Blvd.
Amory, Mississippi 38821
Phone: 662-257-9919
Fax: 662-257-9530
River Place Nursing Center, Licensee
Sherry Law, Administrator
Proprietary
Capacity: 60

Montgomery County

Winona Manor Nursing Home
627 Middleton Road
Winona, Mississippi 38967
Phone: 662-283-1260
Fax: 662-283-3452
Winona Manor Healthcare, Licensee
Mena Dethu, Administrator
Proprietary
Medicaid/Medicare
Capacity: 120

Neshoba County

Choctaw Residential Center
135 Hospital Circle

Monroe County

Care Center of Aberdeen
505 Jackson Street
P.O. Box 211
Aberdeen, Mississippi 39730
Phone: 662-369-6431
Fax: 662-369-6473
Care Center of Aberdeen, Ltd,
Licensee
Ricky Foster, Administrator
Proprietary
Medicaid/Medicare
Capacity: 120

Golden Living Center - Amory
1215 Earl Frye Drive
Amory, Mississippi 38821
Phone: 662-256-9344
Fax: 662-256-9991
GGNSC Amory, LLC, Licensee
Tammy Martin, Administrator
Public
Medicaid/Medicare
Capacity: 152

Philadelphia, Mississippi 39350
Phone: 601-656-2582
Fax: 601-656-0670
Mississippi Band of Choctaw
Indians,
Licensee
Linda Nichols, Administrator
Proprietary
Medicaid
Capacity: 120

Hilltop Manor Nursing Home
101 Kirkland Street
Union, Mississippi 39365
Phone: 601-774-8233
Fax: 601-774-5177
Hilltop MS Healthcare Properties,
Licensee
Dewanda S. Page, Administrator
Proprietary
Medicaid/Medicare
Capacity: 60

Neshoba County Nursing Home
1001 Holland Avenue
P.O. Box 648
Philadelphia, Mississippi 39350
Phone: 601-663-1200
Fax: 601-663-1497
Marvin Page, Licensee
Robert W. Cole, Administrator
Public
Medicaid/Medicare
Capacity: 160

Newton County

J. G. Alexander Nursing Center
25112 Highway 15
Union, Mississippi 39365
Phone: 601-774-5065
Fax: 601-774-5535
J. G. Alexander Nursing Center,
Licensee
Stephen Pace, Administrator
Non-profit
Medicaid/Medicare
Capacity: 60

Bedford Care Center of Newton
Oktibbeha County

The Carrington Nursing Center
307 Reed Road
P.O. Box 908
Starkville, Mississippi 39759
Phone: 662-323-2202
Fax: 662-323-2414
Carrington LLC, Licensee
Deborah G. White, Administrator
Proprietary
Medicaid/Medicare
Capacity: 60

Starkville Manor Nursing Home
1001 Hospital Road
P.O. Box 1466
Starkville, Mississippi 39760
Phone: 662-323-6360
Fax: 662-323-4413
Starkville Manor Healthcare,
Licensee
Sherry Davis, Administrator
Proprietary
Medicaid/Medicare
Capacity: 119

1009 South Main Street
Newton, Mississippi 39345
Phone: 601-683-6601
Fax: 601-683-3081
Bedford Care Center of Newton,
Licensee
Tamella Busby, Administrator
Proprietary
Medicaid/Medicare
Capacity: 120

Noxubee County

Noxubee County Nursing Home
606 North Jefferson Street
P.O. Box 480
Macon, Mississippi 39341
Phone: 662-726-2097
Fax: 662-726-9588
James Gillespie, Licensee
Danny H. McKay, Administrator
Public
Medicaid
Capacity: 60

Panola County

GoldenLiving Center - Batesville
154 Woodland Road
Batesville, Mississippi 38606
Phone: 662-563-5636
Fax: 662-563-5815
GGNSC Batesville Licensee
James S Williams, Administrator
Proprietary
Medicaid/Medicare
Capacity: 130

Sardis Community Nursing Home
613 East Lee Street
Sardis, Mississippi 38666
Phone: 662-487-2720
Fax: 662-487-0040
Sardis Community Nursing Home, LLC,
Licensee
Brenda D. Riley, Administrator
Non-profit
Medicaid/Medicare
Capacity: 60

Pearl River County

Covenant Health & Rehab of Picayune
1620 Read Road
Picayune, Mississippi 39466
Phone: 601-798-1811
Fax: 601-798-2362
Covenant Health & Rehab of
Picayune, LP, Licensee
Keri H. Ladner, Administrator
Proprietary
Medicaid/Medicare
Capacity: 120

Pearl River County Nursing Home
305 West Moody Street
P.O. Box 392
Poplarville, Mississippi 39470
Phone: 601-795-4543
Fax: 601-795-4238
Harry S. Garrett, Licensee
Michael Boleware, Administrator
Public
Medicaid
Capacity: 126

Perry County

Courtyard Rehab & Healthcare
501 South Locust Street
McComb, Mississippi 39648
Phone: 601-684-8111
Fax: 601-250-4951
McComb Extended Care, Licensee
Kathy D. Hazelip, Administrator
Proprietary
Medicaid/Medicare
Capacity: 145

McComb Nursing & Rehab Center
415 Marion Avenue
McComb, Mississippi, 39648
Phone: 601-684-8700
Fax: 601-249-2982
McComb Nursing & Rehab Center, LLC,
Licensee
Sandra Hall, Administrator
Proprietary
Medicaid/Medicare
Capacity: 140

Pontotoc County

Graceland Care Center of Pontotoc
278 Eight Street West

Perry County Hospital Nursing
Center
206 Bay Avenue
P.O. Box 1620
Richton, Mississippi 39476
Phone: 601-788-2490
Fax: 601-788-2499
Perry Community Care Center,
Licensee
Linda Woodall, Administrator
Non-Profit
Medicaid/Medicare
Capacity: 60

Pike County

Camellia Estates
1714 White Street
McComb, Mississippi 39648
Phone: 601-250-0066
Fax: 601-250-0640
Pike Community Care Center,
Licensee
Sherri Braddock, Administrator
Non-Profit
Capacity: 30
P.O. Box 547
Pontotoc, Mississippi 38863
Phone: 662-489-6411
Fax: 662-489-8498
Pontotoc LTC, Licensee
Donna K. Stephens, Administrator
Proprietary
Medicaid/Medicare
Capacity: 60

Pontotoc Nursing Home
176 South Main Street
P.O. Box 790
Pontotoc, Mississippi 38863
Phone: 662-488-7640
Fax: 662-488-7675
Gerald Wages, Licensee
Fred B. Hood, Administrator
Non-Profit
Medicaid/Medicare
Capacity: 44

Sunshine Rest Home
1677 Highway 9 North
Pontotoc, Mississippi 38863
Phone: 662-489-1189
Fax: 662-489-6634
Sunshine Health Care, Licensee
David Horn, Administrator
Proprietary
Medicaid/Medicare
Capacity: 60

Prentiss County

The Landmark Nursing & Rehab Center
100 Lauren Drive
Booneville, Mississippi 38829
Phone: 662-720-0972
Fax: 662-720-0977
Travis Childers, Licensee
Barbara Hester, Administrator
Proprietary
Capacity: 80

Longwood Community Living Center
200 Long Street
P.O. Box 326
Booneville, Mississippi 38829

Rankin County

Brandon Court Nursing Home
100 Burhman Road
Brandon, Mississippi 39042
Phone: 601-664-2259
Fax: 601-664-2270
Rankin Community Care Center,
Licensee
Anita Harrison, Administrator
Non-Profit
Medicaid/Medicare
Capacity: 100

Brandon Nursing & Rehab Center
355 Crossgates Boulevard
Brandon, Mississippi 39042
Phone: 601-825-3192
Fax: 601-825-6398
Brandon Nursing & Rehab Center,
Licensee
Raymond Burgett, Administrator
Proprietary
Medicaid/Medicare
Capacity: 230

Briar Hill Rest Home

Phone: 662-728-6234
Fax: 662-728-6944
CLC of Booneville, Licensee
Teresa W. Davis, Administrator
Proprietary
Medicaid/Medicare
Capacity: 64

Quitman County

Quitman County Nursing Home
350 Getwell Drive
Marks, Mississippi 38646
Phone: 662-326-3690
Fax: 662-326-2717
Quitman County Nursing Home,
Licensee
Ronald Warrington, Administrator
Proprietary
Medicaid
Capacity: 60

1201 Gunter Road
Florence, Mississippi 39073
Phone: 601-939-6371
Fax: 601-939-6228
Briar Hill Rest Home, Licensee
Lisha Woodard, Administrator
Proprietary
Medicaid/Medicare
Capacity: 60

Jaquith Nursing Home - Adams Inn
3550 Highway 468 West
P.O. Box 207
Building 31 & 48
Whitfield, Mississippi 39193
Phone: 601-351-8246
Fax: 601-351-8243
James G. Chastain, Licensee
Malcolm Pinion, Administrator
Public
Medicaid
Capacity: 133

Jaquith Nursing Home -Jaquith Inn
3550 Highway 468 West
P.O. Box 207
Building 78 & 69
Whitfield, Mississippi 39193
Phone: 601-351-8220
Fax: 601-351-8243
James G. Chastain, Licensee
Steve McDonald, Administrator
Non-Profit
Medicaid
Capacity: 87

Jaquith Nursing Home - Jefferson
Inn
3550 Highway 468 West
P.O. Box 207
Building 29 & 33
Whitfield, Mississippi 39193
Phone: 601-351-8081
Fax: 601-351-8158
James G. Chastain, Licensee
Doril Sanders, Administrator
Non-Profit
Medicaid
Capacity: 86

Methodist Specialty Care Center
One Layfair Drive, Suite 500
Flowood, Mississippi 39232
Phone: 601-420-7760
Fax: 601-420-7770
Miss. Methodist Hospital Rehab
Center, Licensee
Jan Robertson, Administrator
Non-Profit
Medicaid
Capacity: 60

Wisteria Gardens
5420 Highway 80 East
Pearl, Mississippi 39208
Phone: 601-988-6800
Fax: 601-988-6801
Wisteria Gardens, LLC, Licensee
Jimmy Foster, Administrator
Proprietary
Non-participating
Capacity: 52

Scott County

S. E. Lackey Convalescent Home
266 First Avenue

Jaquith Nursing Home - Madison Inn
3550 Highway 468 West
P.O. Box 207
Building 28 & 34
Whitfield, Mississippi 39193
Phone: 601-351-8157
Fax: 601-351-8143
James G. Chastain, Licensee
John Keith Grubbs, Administrator
Non-Profit
Medicaid
Capacity: 85

Jaquith Nursing Home - Monroe Inn
3550 Highway 468 West
P.O. Box 207
Building 40 & 41
Whitfield, Mississippi 39193
Phone: 601-351-8103
Fax: 601-351-8387
James G. Chastain, Licensee
Jim Dedeaux, Administrator
Non-Profit
Medicaid
Capacity: 88

Forest, Mississippi 39074
Phone: 601-469-3951
Fax: 601-469-3681
Joseph S. McNulty, III, Licensee
Donna G. Riser, Administrator
Non-Profit
Non-Participating
Capacity: 20

Mississippi Care Center of Morton
96 Old Highway 80 East
Morton, Mississippi 39117
Phone: 601-732-6361
Fax: 601-732-2220
Scott County Long Term Care,
Licensee
Betty J. McCurdy, Administrator
Proprietary
Medicaid/Medicare
Capacity: 120

Sharkey County

Heritage Manor of Rolling Fork
431 West Race Street
P.O. Box 279
Rolling Fork, Mississippi 39159
Phone: 662-873-6218
Fax: 662-873-6041
Rolling Fork Health Care, Licensee
Eva H. Pickle, Administrator
Non-profit
Medicaid/Medicare
Capacity: 54

Simpson County

Bedford Care Center of Mendenhall
925 West Mangum Avenue
Mendenhall, Mississippi 39114
Phone: 601-847-1311
Fax: 601-847-0857
Bedford Care Center of Mendenhall,
LLC, Licensee
Carolyn Davis, Administrator
Proprietary
Medicaid/Medicare
Capacity: 60

Stone County

Azalea Gardens Nursing Center
530 Hall Street
Wiggins, Mississippi 39577
Phone: 601-928-5281
Fax: 601-928-9090
Avonna Cain, Licensee
Betty Hinton, Administrator
Proprietary
Medicaid/Medicare
Capacity: 103

Stone County Nursing & Rehab Center
1436 East Central Avenue
Wiggins, Mississippi 39577
Phone: 601-928-1889
Fax: 601-928-2335
Stone County Nursing & Rehab Center,
Licensee
Beth Gruzinskas, Administrator
Proprietary
Medicaid/Medicare
Capacity: 59

Sunflower County

Hillcrest Nursing Center
1401 First Avenue, N.E.
Magee, Mississippi 39111
Phone: 601-849-0384
Fax: 601-849-9327
Hillcrest Nursing Center, Licensee
Charles Quarles, Administrator
Proprietary
Medicaid/Medicare
Capacity: 120

Smith County

Rolling Acres Retirement Center
309 Magnolia Drive
P.O. Box 128
Raleigh, Mississippi 39153
Phone: 601-782-4244
Fax: 601-782-9616
Rolling Acres Retirement Center,
Licensee
Cleta Mullins, Administrator
Proprietary
Medicaid
Capacity: 121

Liberty Health & Rehab of Indianola
401 Highway 82 West
Indianola, Mississippi 38751
Phone: 662-887-2682
Fax: 662-887-3817
Liberty Health & Rehab, Licensee
Kenneth Smith, Administrator
Proprietary
Medicaid/Medicare
Capacity: 75

Ruleville Nursing & Rehab Center
800 Stansel Drive
P.O. Box 368
Ruleville, Mississippi 38771
Phone: 662-756-4361
Fax: 662-756-2788
Ruleville Nursing & Rehab Center,
Licensee
Tina Alexander, Administrator
Proprietary
Medicaid/Medicare
Capacity: 109

Walter B. Crook Nursing Facility
840 North Oak Avenue
P.O. Box 369
Ruleville, Mississippi 38771
Phone: 662-756-2711
Fax: 662-756-4114
H.T. Miller, Licensee
Bonnie Hatten Thornton,
Administrator
Public
Medicaid/Medicare
Capacity: 60

Tallahatchie County

Tallahatchie General Hospital
Extended Care Facility
201 South Market Street
Charleston, Mississippi 38921
Phone: 662-647-5535
Fax: 662-647-3677
Tallahatchie General Hospital,
Licensee
Bobby J. Brunson, Jr.,
Administrator
Public
Medicaid
Rest Haven Health & Rehabilitation
103 Cunningham Drive
Ripley, Mississippi 38663
Phone: 662-837-3062
Fax: 662-837-1395
Vanguard of Ripley, Licensee
Aileen Holt, Administrator
Proprietary
Medicaid/Medicare
Capacity: 60

Tippah County Nursing Home
1005 City Avenue North
P.O. Box 499
Ripley, Mississippi 38663
Phone: 662-837-9221
Fax: 662-837-2110
Jimmy Hill, Licensee
Paula Tutor, Administrator
Non-Profit
Medicaid/Medicare
Capacity: 40

Tishomingo County

Tishomingo Manor
230 Khaki Street

Capacity: 98

Tate County

Senatobia Convalescent Center
402 Getwell Drive
Senatobia, Mississippi 38668
Phone: 662-562-5664
Fax: 662-562-0054
SCC, Inc., Licensee
Thomas Hand, Administrator
Proprietary
Medicaid/Medicare
Capacity: 120

Tippah County

GoldenLiving Center - Ripley
101 Cunningham Street
Ripley, Mississippi 38663
Phone: 662-837-3011
Fax: 662-837-0230
GLC - Ripley, Licensee
Charles Small, Administrator
Proprietary
Medicaid/Medicare
Capacity: 140
Iuka, Mississippi 38852
Phone: 662-423-9112
Fax: 662-423-9121
Tishomingo Community Care Center,
Licensee
Debra C. Estes, Administrator
Non-Profit
Medicaid/Medicare
Capacity: 105
Tishomingo Community Living Center
1410 West Quitman Street
P.O. Box 562
Iuka, Mississippi 38852
Phone: 662-423-3422
Fax: 662-423-5259
CLC of Iuka, Licensee
Pamela Bates, Administrator
Proprietary
Medicaid/Medicare
Capacity: 73

Tunica County

Tunica Nursing Home
1024 Highway 61 South
Tunica, Mississippi 38676
Phone: 662-363-3164
Fax: 662-363-4191
Tunica Nursing Home, Licensee
Barbara Lenard, Administrator
Proprietary
Medicaid
Capacity: 60

Union County

Graceland Care Center of New Albany
118 South Glenfield Road
New Albany, Mississippi 38652
Phone 662-534-9506
Fax: 662-534-2407
Union LTC, Licensee
Karen L. Clayton, Administrator
Proprietary
Medicaid/Medicare
Capacity: 120

Union County Health & Rehab
Golden Living Center - Tylertown
200 Medical Circle
P.O. Box 112
Tylertown, Mississippi 39667
Phone: 601-876-2107
Fax: 601-876-5990
GGNSC Tylertown, Licensee
Gayle Bullock, Administrator
Proprietary
Medicaid/Medicare
Capacity: 60

Warren County

Covenant Health & Rehab of Vicksburg
2850 Porters Chapel Road
Vicksburg, Mississippi 39180
Phone: 601-638-9211
Fax: 601-636-4986
Covenant Health & Rehab of
Vicksburg, Licensee
D. L. Westbrooke, Administrator
Proprietary
Medicaid/Medicare
Capacity: 120

Heritage House Nursing Center

1111 Bratton Road
New Albany, Mississippi 38652
Phone: 662-539-0502
Fax: 662-539-0602
Union County Health & Rehab Ctr,
Inc., Licensee
Carolyn Wilson, Administrator
Proprietary
Medicare/Medicaid
Capacity: 60

Walthall County

Billdora Senior Care
314 Enoch Street
Tylertown, Mississippi 39667
Phone: 601-876-2173
Fax: 601-876-6776
Billdora Senior Care, Licensee
Charlotte Canova, Administrator
Proprietary
Medicaid/Medicare
Capacity: 77

3103 Wisconsin Avenue
P.O. Box 820485
Vicksburg, Mississippi 39180
Phone: 601-638-1514
Fax: 601-638-8738
Community Care Center of Vicksburg,
Licensee
Melissa Channel, Administrator
Proprietary
Medicaid/Medicare
Capacity: 60

Shady Lawn Nursing Home
60 Shady Lawn Place
Vicksburg, Mississippi 39180
Phone: 601-636-1448
Fax: 601-636-8811
Shady Lawn Nursing Center, Licensee
Joyce Hubbard, Administrator
Proprietary
Medicaid/Medicare
Capacity: 100

Vicksburg Convalescent Home
1708 Cherry Street
Vicksburg, Mississippi 39180
Phone: 601-638-3632
Fax: 601-638-3998
Vicksburg Convalescent Home,
Licensee
Amy U. Brown, Administrator
Proprietary
Medicaid/Medicare
Capacity: 100

Washington County

Arbor Walk Healthcare Center
(Autumn Leaves Nursing Home)
570 North Solomon Street
Greenville, Mississippi 38701
Phone: 662-335-5863
Fax: 662-335-5874
Magnolia Healthcare, Inc, Licensee
Glynn Nora Brown, Administrator
Non-profit
Medicaid/Medicare
Capacity: 60

Legacy Manor Nursing & Rehab Center
River Heights Healthcare Center
(Arnold Avenue Nursing Home)
402 Arnold Avenue
Greenville, Mississippi 38701
Phone: 662-332-0318
Fax: 662-335-7892
Magnolia Healthcare, Licensee
Diane Kelly, Administrator
Non-Profit
Medicaid/Medicare
Capacity: 60

Washington Care Center
1920 Lisa Drive Ext.
Greenville, Mississippi 38703
Phone: 662-335-2897
Fax: 662-335-2130
Mid Delta Properties, Licensee
Myra Joy Lehman, Administrator
Proprietary
Capacity: 60

Wayne County

Pine View Health Care Center
1304 Walnut Street
Waynesboro, Mississippi 39367

1935 North Theobald Street Extended
Greenville, Mississippi 38703
Phone: 662-334-4501
Fax: 662-335-4989
American Legacy Property, Licensee
Walter M. Gorton, Jr.,
Administrator
Proprietary
Medicaid/Medicare
Capacity: 60

Mississippi Care Center of
Greenville
1221 East Union Street
Greenville, Mississippi 38703
Phone: 662-335-5811
Fax: 662-332-2551
Washington County LTC, Inc.,
Licensee
Tessa Cooper, Administrator
Proprietary
Medicaid/Medicare
Capacity: 116

Phone: 601-735-9025
Fax: 601-735-0813
HUD Pineview, Licensee
Joan B. Stanford, Administrator
Proprietary
Medicaid/Medicare
Capacity: 90

Webster County

Golden Living Center - Eupora
156 E Walnut Avenue
Eupora, Mississippi 39744
Phone: 662-258-8293
Fax: 662-258-2345
GGNSC Eupora, Licensee
Gerald Gary, Administrator
Proprietary
Medicaid/Medicare
Capacity: 119

Webster Health Services
70 Medical Plaza
Eupora, Mississippi 39744
Phone: 662-258-6221
Fax: 662-258-9291
John Heer, Licensee
Bob Jones, Administrator
Non-Profit
Medicaid
Capacity: 36

Wilkinson County

Wilkinson County Nursing Center
166 South Lafayette Street
P.O. Box 310
Centreville, Mississippi 39631
Phone: 601-645-5253
Fax: 601-645-6389
Winston County Nursing Center, LLC,
Licensee
Beverly Donaldson, Administrator
Proprietary
Medicaid/Medicare
Capacity: 105

Winston County

Yalobusha County

Yalobusha County Nursing Home
630 South Main Street
P.O. Box 728
Water Valley, Mississippi 38965
Phone: 662-473-1411
Fax: 662-473-4922
Linda Ingram, Licensee
Terry Varner, Administrator
Public
Medicaid
Capacity: 122

Yazoo County

Martha Coker Greenhouse Homes
2041 Grand Avenue
Yazoo City, Mississippi 39194
Phone: 662-746-4621
Fax: 662-746-5709
Martha Coker Home, Licensee
Julie M. Hoffman, Administrator
Non-Profit
Non-Participating
Capacity: 60

Louisville Healthcare
543 East Main Street
P.O. Box 542
Louisville, Mississippi 39339
Phone: 662-773-8047
Fax: 662-773-2530
Louisville Healthcare, LLC,
Licensee
Jeremy Cummins, Administrator
Proprietary
Medicaid/Medicare
Capacity: 60

Winston County Nursing Home
562 East Main Street
Louisville, Mississippi 39339
Phone: 662-773-6211
Fax: 662-773-6223
Jerry Donald, Licensee
W. Dale Saulters, Administrator
Non-profit
Medicaid/Medicare
Capacity: 120

Oasis Health & Rehab of Yazoo City
925 Calhoun Avenue
Yazoo City, Mississippi 39194
Phone: 662-746-7770
Fax: 662-746-4185
Oasis Health & Rehab of Yazoo City,
Licensee
Ray Jones, Administrator
Proprietary
Medicaid/Medicare
Capacity: 180

Licensed ICF/MRs

Coahoma County

Delta Manor ICF/MR
701 Highway 322 West
Clarksdale, Mississippi 38614
Phone: 662-627-2212
Fax: 662-627-1727
Thomas D. Scott, Licensee
Ginger Stringer, Administrator
Proprietary
Medicaid
Capacity: 132

Harrison County

South Mississippi Regional Center
1170 West Railroad Street
Long Beach, Mississippi 39560
Phone: 228-868-2923
Fax: 228-865-9364
Edwin G. LeGrand, III, Licensee
Dorothy R. McEwen, Administrator
Public
Medicaid
Capacity: 240

Jones County

Clover Circle ICF/MR
Ellisville State School
1101 Highway 11 South
Ellisville, Mississippi 39437
Phone: 601-477-9384, Ext. 294
Fax: 601-477-5694
Edwin G. LeGrand, III, Licensee
Mark Martionlich, Administrator
Public
Medicaid
Capacity: 197

Paul D. Cotton ICF/MR
Ellisville State School
1101 Highway 11 South
Ellisville, Mississippi 39437
Phone: 601-477-9384
Fax: 601-477-5694
Edwin G. LeGrand, III, Licensee
Rhonda Hicks, PhD, Administrator
Public
Medicaid
Capacity: 94

Hillside ICF/MR
Ellisville State School
1101 Highway 11 South
Ellisville, Mississippi 39437
Phone: 601-477-9384
Fax: 601-477-5694
Edwin C. LeGrand, III, Licensee
Eric Caples, Administrator
Public
Medicaid
Capacity: 138

Alexander Milne Home for Women
616 East 19th Street
Laurel, Mississippi 39440
Phone: 601-399-0700
Fax: 601-399-0603
Alexander Milne Home for Women,
Licensee
Frank D. Lamier, Administrator
Non-Profit
Capacity: 45

Pecan Grove ICF/MR
Ellisville State School
1101 Highway 11 South
Ellisville, Mississippi 39437
Phone: 601-477-9384
Fax: 601-477-5694
Edwin C. LeGrand, III, Licensee
Amy Furr, Administrator
Public
Medicaid
Capacity: 283

Lafayette County

Woodlane ICF/MR
North Mississippi Regional Center
967 Regional Center Drive
Oxford, Mississippi 38655
Phone: 662-234-1476
Fax: 662-234-1699
Edwin C. LeGrand, III, Licensee
Sandy A Rogers, Ph.D., Administrator
Public
Medicaid
Capacity: 485

Lincoln County

Lincoln Residential Center
524 Brookman Drive
Brookhaven, Mississippi 39601
Phone: 601-835-1884
Fax: 601-833-0430
Thomas Scott, Licensee
Charlyn Stafford Beeson,
Administrator
Proprietary
Medicaid
Capacity: 140

Madison County

Canton Manor
1145 East Tisdale Avenue
Canton, Mississippi 39046
Phone: 601-859-6712
Fax: 601-859-2355
Thomas D. Scott, Licensee
Albertha Miller, Administrator
Proprietary
Medicaid
Capacity: 132

Son Valley
461 Goodloe Road
Canton, Mississippi 39049
Phone: 601-859-2100
Fax: 601-859-2105
Baptist Homes, Licensee
William F. McCormack, Administrator
Non-Profit
Medicaid
Capacity: 20

Oktibbeha County

Rolling Hills Development Center
200 Womack Road
Starkville, Mississippi 39759
Phone: 662-323-9183
Fax: 662-323-1089
Thomas D. Scott, Licensee
Patrick Parker, Administrator
Proprietary
Medicaid
Capacity: 140

Rankin County

Hudspeth Regional Center
Highway 475 South
P.O. Box 127-B
Whitfield, Mississippi 39193
Phone: 601-664-6000
Fax: 601-664-6304
Edwin C. LeGrand, III, Licensee
John P. Lipscomb, Ph.D.,
Administrator
Public
Medicaid
Capacity: 415

Simpson County

Millcreek, ICF/MR
900 First Avenue, Northeast
Magee, Mississippi 39111
Phone: 601-849-4221
Fax: 601-849-5646
Kevin P. Sheehan, Licensee
Margaret F. Stept, Administrator
Proprietary
Medicaid
Capacity: 125

W. L. Jaquith ICF/MR
Boswell Regional Center
1049 Highway 149
P.O. Box 128
Magee, Mississippi 39111
Phone: 601-867-5000
Fax: 601-867-5162
Edwin C. LeGrand, III, Licensee
Cindy Womack, Administrator
Public
Medicaid
Capacity: 198

Licensed Psychiatric Residential Facilities

DeSoto County

Parkwood Behavioral Health System
8135 Goodman Road
Olive Branch, Mississippi 38654
Phone: 662-895-4900
Fax: 662-895-4403
Parkwood Behavioral Health System,
Licensee
Kenneth House, Administrator
Proprietary
Medicaid
Capacity: 40

Harrison County

Specialized Treatment Facility
14426 James Bond Road
Gulfport, Mississippi 39503
Phone: 228-328-6000
Fax: 228-328-6035
Anastasia G. Miller, Licensee &
Administrator
Public
Capacity: 48

Hinds County

Cares Center
402 Wesley Avenue
Jackson, Mississippi 39202
Phone: 601-352-7784
Fax: 601-355-3703
Carol Biedenharn, Licensee
Arthur Ring, Administrator
Non-profit
Capacity: 60

Lauderdale County

The Crossings
5000 Highway 39 North
Meridian, Mississippi 39301
Phone: 601-483-5452
Fax: 601-581-9944
PSI Crossings, LLC, Licensee
Stacy Rae Andreacchio, Administrator
Public
Capacity: 60

Pontotoc County

Millcreek of Pontotoc
1814 Highway 15 North
P.O. Box 619
Pontotoc, Mississippi 38863
Phone: 662-488-8878
Fax: 662-488-8767
Kevin Sheehan, Licensee
Shane Robbins, Administrator
Proprietary
Medicaid
Capacity: 51

Simpson County

Millcreek Psychiatric Residential
Treatment Facility
900 First Avenue, Northeast
P.O. Box 1160
Magee, Mississippi 39111
Phone: 601-849-4221
Fax: 601-849-5646
Kevin P. Sheehan, Licensee
Margaret F. Stept, Administrator
Proprietary
Medicaid
Capacity: 57

Winston County

Diamond Grove Center
2311 Highway 15 South
P.O. Box 848
Louisville, Mississippi 39339
Phone: 601-779-0119
Fax: 601-779-0126
Diamond Grove Center, Licensee
Patrick R. Swoopes, Administrator
Proprietary
Capacity: 30

Licensed Personal Care Homes

Adams County

Arnold's Personal Care Home
722 North Rankin Street
Natchez, Mississippi 39120
Phone: 601-442-7519
Fax: 601-442-6715
Rebecca N. Foreman, Licensee &
Administrator
Proprietary
Capacity: 14

Magnolia House
311 Highland Boulevard
Natchez, Mississippi 39120
Phone: 601-446-5097
Fax: 601-442-5930
Sentry Care, Licensee
Lisa Welsh, Administrator
Proprietary
Capacity: 46

Alcorn County

Country Cottage Assisted Living
3002 North Polk Street
Corinth, Mississippi 38834
Phone: 662-287-7811
Fax: 662-287-7765
Wade C. White, Licensee
April Davis, Administrator
Proprietary
Capacity: 29

Dogwood of Corinth
1101 Levee Road
Corinth, Mississippi 38834
Phone: 662-286-7021
Fax: 662-286-7074
DuJuana Frazier Thompson, Licensee
Tamara L. Hartnell, Administrator
Proprietary
Capacity: 40

Attala County

Atwood Personal Care Home #1
406 North Jackson Street
Kosciusko, Mississippi 39090
Phone: 662-289-2790
Fax: 662-289-3334
Atwood Personal Care Home, Inc,
Licensee
Mark P Atwood, Administrator
Proprietary
Capacity: 9

Atwood Personal Care Home #2
328 Goodman Street
Kosciusko, Mississippi 39090
Phone: 662-289-2547
Fax: 662-289-3334
Atwood Personal Care Home, Inc,
Licensee
Mark P. Atwood, Administrator
Proprietary
Capacity: 30

Benton County

Cedarbrook Personal Care Home
1150 Gray Academy Road
P.O. Box 116
Ashland, Mississippi 38603
Phone: 662-224-3323
Fax: 662-224-9174
Cedarbrook, Licensee
Proprietary
Capacity: 24

Bolivar County

Cleveland Personal Care Home
800 Third Street
Cleveland, Mississippi 38732
Phone: 662-846-6160
Fax: 662-846-6164
Cleveland Personal Care Home
Residential Living, Licensee
Kim Lester, Administrator
Proprietary
Capacity: 95
Assisted Living

Indywood Estate Personal Care Home
218 Ronaldman Road
Cleveland, Mississippi 38732
Phone: 662-843-7885
Fax: 662-843-7985
Indywood Estate, Licensee
Sharon Harvey, Administrator
Proprietary
Capacity: 38

Lawson Personal Care Home
407 Old Highway 61
Shaw, Mississippi 38773
Phone: 662-754-3278
Fax: 662-754-3807
Helen F. Lawson, Licensee &
Administrator
Proprietary
Capacity: 13

Calhoun County

Bruce Community Living Center
176 Highway 9 North
P.O. Box 1280
Bruce, Mississippi 38915
Phone: 662-412-5100
Fax: 662-412-5122
CLC of Bruce, Licensee
Christiana Palmer, Administrator
Public Leased
Capacity: 20
Assisted Living

Chickasaw County

FernBrooke Personal Care Home
127 Country Road 31
Houston, Mississippi 38851
Phone: 662-456-9400
Fax: 662-628-4018
FernBrook Healthcare, LLC, Licensee
Joann Cunningham, Administrator
Proprietary
Capacity: 18

Choctaw County

Brooklyn Hall Personal Care Home
23283 Highway 15 South
Mathiston, Mississippi 39752
Phone: 662-263-8001
Fax: 662-263-8002
Lynn McClelland, Licensee &
Administrator
Proprietary
Capacity: 14

Clarke County

Golden Meadow Specialty Care
4043 Country Road 110
Shubuta, Mississippi 39360
Phone: 601-735-4806
Fax: 601-776-5247
Stan Trigg, Licensee & Administrator
Proprietary
Capacity: 15

Wisteria Manor Personal Care Home
421 CR 280
Shubuta, Mississippi 39360
Phone: 601-776-0426
Fax: 601-776-5711
Rosemary H. Gipson, Administrator
Non-profit
Capacity: 15

Clay County

Waverly Care Home
315 West Broad Street
P.O. Box 797
West Point, Mississippi 39773
Phone: 662-494-0074
Fax: 662-494-7189
Robin B. Foster, Licensee &
Administrator
Proprietary
Capacity: 21

Coahoma County

Flowers Glen Personal Care
1251 Lee Drive
Clarksdale, Mississippi 38614
Phone: 662-627-2222
Fax: 662-627-1703
United Methodist Senior Services,
Licensee
Diane Stubbs, Administrator
Non-profit
Capacity: 36

Copiah County

The Oliver House
2008 Highway 51 South
Crystal Springs, Mississippi 39601
Phone: 601-643-0095
Fax: 601-823-6652
Patricia Jenkins, Licensee &
Administrator
Proprietary
Capacity: 12
Re-opened 5/27/09

Covington County

Covington Ridge Retirement Personal
Care Home
100 Covington Ridge Place #30
Collins, Mississippi 39428
Phone: 601-765-1100
Fax: 601-765-6133
Kevin Cooksey, Licensee
Melinda Lott, Administrator
Proprietary
Capacity: 36

DeSoto County

Hermitage Gardens of Southaven
108 Clarington Drive
Southaven, Mississippi 38671
Phone: 662-349-9043
Fax: 662-349-7053
Five Star Quality Care, Licensee
Laura Hicks, Administrator
Proprietary
Capacity: 65
Assisted Living/Alzheimer's

Life Point Village Assisted Living
2782 Starlanding Road East
Southaven, Mississippi 38672
Phone: 662-429-7672
Fax: 662-429-1647
LPV Southaven, Licensee
Rebecca Kellick, Licensee
Proprietary
Capacity: 101

Olive Grove Terrace
9684 Goodman Road
Olive Branch, Mississippi 38654
Phone: 662-895-7609
Fax: 662-895-3501
Olive Branch Residential, Licensure
Marsha Tucker, Administrator
Capacity: 50

Wesley Meadows Retirement Community
1325 McIngvale Road
P.O. Box 487
Hernando, Mississippi 38632
Phone: 662-429-2070
Fax: 662-429-2496
United Methodist Senior Services of
DeSoto, Licensee
Marian Norwood, Administrator
Non-Profit
Capacity: 35
Assisted Living

Forrest County

Country Comfort Personal Care Home
330 Pop Runnels Road
Petal, Mississippi 39465
Phone: 601-545-7603
Fax: 601-544-0136
Jo Ann Rushing, Licensee &
Administrator
Proprietary
Capacity: 16

Emeritus at Forest Park
103 Fox Chase Drive
Hattiesburg, Mississippi 39402
Phone: 601-271-2177
Fax: 601-271-2411
Emeritus at Forest Park, Licensee
Stephen Hall, Administrator
Proprietary
Capacity: 90
Assisted Living

Emeritus at Pine Meadow
107 Fox Chase Drive
Hattiesburg, Mississippi 39402
Phone: 601-271-8480
Fax: 601-271-2510
Emeritus at Pine Meadow, Licensee
Kamajlit Thompson, Administrator
Proprietary
Capacity: 56
Assisted Living/ Alzheimer's

Hartford Place Personal Care
705 Hall Avenue
Hattiesburg, Mississippi 39401
Phone: 601-545-8333
Fax: 601-545-8399
Jack C. Cooley, II, Licensee
Lisa Cooley, Administrator
Proprietary
Capacity: 20

George County

Willie Banks Center
578 Park Street
Lucedale, Mississippi 39452
Phone: 601-766-0451
Mary Ellen Banks, Licensee
Sharlane Blackston, Administrator
Public Leased
Capacity: 10

Eva's Place
258 Vestry Road
Perkinston, Mississippi 39573
Phone: 61-945-5053
Fax: 601-945-5054
Jerry Hill, Licensee & Administrator
Proprietary
Capacity: 15
Licensed 9/01/10

Silvercrest Personal Care
1272 Highway 98 West
Lucedale, Mississippi 39452
Phone: 601-947-9312
Proprietary
Rita L. Perkins, Licensee &
Administrator
Capacity: 9

Smith Manor
15255 Highway 613
Lucedale, Mississippi 39452
Phone: 601-947-7796
Mack Smith, Licensee
Amy Bounds, Administrator
Proprietary
Capacity: 14

Sparrow Hills
4285 Beaver Dam Road
Lucedale, Mississippi 39452
Phone: 601-947-6586
Fax: 601-766-9106
Nancy Hilburn, RN, Licensee
Todd Turner, Administrator
Proprietary
Capacity: 15

Grenada County

Graceland of Grenada
1855 Hill Drive
Grenada, Mississippi 38901
Phone: 662-226-8556
Fax: 662-229-0556
Graceland of Grenada, Licensee
Debbie Mitchell, Administrator
Proprietary
Capacity: 56

Graceland of Grenada North
21 Rosemont Drive
Grenada, Mississippi 38901
Phone: 662-226-3363
Fax: 662-226-5406
Graceland Of Grenada North, LLC,
Licensee
Becky Adams, Administrator
Proprietary
Capacity: 20

Hancock County

Dunbar Village Courtyard
725 Dunbar Avenue
Bay St Louis, Mississippi 39520
Phone: 228-466-3099
Fax: 228-466-3997
Dunbar Village Courtyard, Licensee
David Miller, Administrator
Proprietary
Capacity: 10

Woodland Village Nursing Center
Personal Care Home
5427 Gex Road
Diamondhead, Mississippi 39525
Phone: 228-255-4832
Fax: 228-255-4833
Woodland Village Nursing Center,
Licensee
James T. Williams, Administrator
Proprietary
Capacity: 2

Harrison County

Chapman Oaks
210 Roberts Street
Long Beach, Mississippi 39560
Phone: 228-868-7199
Fax: 228-868-9769
Chapman Oaks, Licensee
Brenda Chapman, Administrator
Proprietary
Capacity: 15

Greenbriar Personal Care
4387 West Gay Road
D'Iberville, Mississippi 39540
Phone: 228-392-8484
Fax: 228-392-6262
H. Conner Cain, Licensee
Shelia Bachtel, Administrator
Proprietary
Capacity: 6

Lakeview Nursing Center
16411 Robinson Road
Gulfport, Mississippi 39503
Phone: 228-831-3001
Fax: 228-831-0408
Brian Cain, Licensee
Diane Carpenter, Administrator
Proprietary
Capacity: 10

Lemoyne Place Assisted Living
14306 Lemoyne Blvd
Biloxi, Mississippi 39532
Phone: 228-396-1998
Fax: 228-396-2907
Seniors on the Go, Licensee
Melinda Smith, Administrator
Proprietary
Capacity: 34

Loyalton of Biloxi
2120 Enterprise Drive
Biloxi, Mississippi 39531
Phone: 228-388-0946
Fax: 228-388-8951
Daniel R. Baty, Licensee
Sherry Grady, Administrator
Proprietary
Capacity: 105
Assisted Living

Security Springs Personal Care Home
(Shepherd House)
9405 Tucker Road
Biloxi, Mississippi 39532
Phone: 228-872-3373
Natasha Barkley, Licensee &
Administrator
Proprietary
Capacity: 8

Hinds County

Alpha & Omega Personal Care Home
131 South Prentiss Street
Jackson, Mississippi 39203
Phone: 601-985-3650
Arthur Brown, Licensee &
Administrator
Non-Profit
Capacity: 13

Autumn Light
1458 Moncure Marble Road
Terry, Mississippi 39170
Phone: 601-878-9684
Autumn Light Care Home, Licensee
Jerome Talbert, Administrator
Proprietary
Capacity: 23

Campbell's Personal Care Home
852 Crawford Street
Jackson, Mississippi 39203
Campbell's Personal Care Home,
Licensee
Andrew Campbell, Administrator
Phone: 601-968-9977
Non-Profit
Capacity: 6

Central Mississippi Personal Care Home
915 Hunt Street
P.O. Box 3301
Jackson, Mississippi 39203
Phone: 601-355-8076
Fax: 601-969-9794
Robert E. Ward, Licensee
Alisa Q. Brown, Administrator
Proprietary
Capacity: 13

Community Welfare & Health Center
1208 Wiggins Street
Jackson, Mississippi 39203
Phone: 601-352-4721
Jimmy C. Robinson, Licensee
Daisy Shannon, Administrator
Non-Profit
Capacity: 14

Eldercare Personal Care Home
232 Moss Avenue
Jackson, Mississippi 39209
Phone: 601-969-2273
Donyale Robbins, Licensee &
Administrator
Non-Profit
Capacity: 11

Emeritus at Trace Pointe
501 East Northside Drive
Clinton, Mississippi 39056
Phone: 601-926-1224
Fax: 601-926-2070
Emeritus at Trace Pointe, Licensee
Linda Byrd, Administrator
Proprietary
Capacity: 108

Erie Street Personal Care Home
606 Erie Street
Jackson, Mississippi 39203
Phone: 601-354-9186
Teresa Warner, Licensee &
Administrator
Non-Profit
Capacity: 11

Gena's Four Season's Personal Care Home & Assisted Living
103 Jackson Street
Edwards, Mississippi 39066
Phone: 601-852-9300
Fax: 601-852-9303
Diane Wheaton, Licensee &
Administrator
Capacity: 8

Genesis Personal Care Home
2227 Old Vicksburg Road
Clinton, Mississippi 39056
Phone: 601-925-1348
Fax: 601-924-2212
Zebbie Williams, Licensee &
Administrator
Proprietary
Capacity: 17

Izora's Personal Care Home
430 Earle Street
Jackson, Mississippi 39203
Phone: 601-940-9453
Eula Warner, Licensee &
Administrator
Non-Profit
Capacity: 12

Love & Gracious Personal Care Home
1625 Westhaven Blvd.
Jackson, Mississippi 39209
Phone: 601-487-8875
Fax: 601-926-1240
Dora Hair-Jones, Licensee
Kenya R. McMullin, Administrator
Proprietary
Capacity: 11

McAllister's Personal Care Home
425 Earle Street
Jackson, Mississippi 39207
Phone: 601-352-4217
Arthur Brown, Licensee
April McAllister-Beason,
Administrator
Non-Profit
Capacity: 11

Mom & Daughter Personal Care Home
1243 Kennington Avenue
Jackson, Mississippi 39213
Phone: 601-519-8439
Rodella Tidwell, Licensee &
Administrator
Proprietary
Capacity: 13

Myles Retreat Home for the Golden
Age
5911 Holmes Circle
Jackson, Mississippi 39213
Phone: 601-956-4185
Fax: 601-956-4314
Myles Retreat Home for the Golden
Age, Licensee
Bennie M. Johnson, Administrator
Proprietary
Capacity: 43

North Grove Personal Care Home
641 Flag Chapel Road
Jackson, Mississippi 39209
Phone: 601-922-2008
Fax: 601-922-2718
North Grove Assisted Living,
Licensee
Audrey B. Wiley, Administrator
Non-Profit
Capacity: 34
Assisted Living

Parker's Personal Care Home
532 Earle Street
Jackson, Mississippi 39203
Phone: 601-355-2030
Ruby T. Parker, Licensee &
Administrator
Non-Profit
Capacity: 16

Pope Personal Care Home
4314 Sunset Drive
Jackson, Mississippi 39213
Phone: 601-982-4012
Chetossa Ann Pope, Licensee &
Administrator
Proprietary
Capacity: 5

Riggs Manor Retirement Community
2300 Seven Springs Road
Raymond, Mississippi 39154
Phone: 601-857-5011
Fax: 601-855-8455
Stephen McAlilly, Licensee
Kay Higginbotham, Administrator
Non-Profit
Capacity: 56
Assisted Living

St. David's Personal Care Home
714 Rose Street
Jackson, Mississippi 39203
Phone: 601-559-5225
Joyce Morgan, Licensee &
Administrator
Non-Profit
Capacity: 8

Shanell's Residential Care Home
4022 California Avenue
Jackson, Mississippi 39213
Phone: 601-362-4549
Carnell Kitchens, Licensee &
Administrator
Public
Capacity: 15
Licensed 4/01/10

Strickland's Personal Care Home
714 Rose Street
Jackson, Mississippi 39208
Phone: 601-832-6702
Joyce Morgan, Licensee &
Administrator
Proprietary
Capacity: 8

T's Personal Care Home
3651 Mosley Avenue
Jackson, Mississippi 39206
Phone: 601-366-9147
T's Personal Care Home, Licensee
Mary E. Tillman, Administrator
Non-profit
Capacity: 10

Vicker's House of Hope
3822 Eddy Street
Jackson, Mississippi 39212
Phone: 601-373-2826
Vicki Ward, Administrator & Licensee
Non-profit
Capacity: 5

Holmes County

Miss Bernice's House
50 Patton Place
Lexington, Mississippi 39095
Phone: 662-834-3344
Fax: 662-834-3314
Zelpha M. Whatley, Licensee &
Administrator
Non-Profit
Capacity: 16

Itawamba County

Countrywood Plantation Assisted
Living
145 Watson Drive
Mantachie, Mississippi 38855
Phone: 662-282-7808
Fax: 662-282-7738
Jimmy Young, Licensee
Rachael Leathers, Administrator
Proprietary
Capacity: 46

Daniel Assisted Living
804 South Adams Street
P.O. Drawer 127
Fulton, Mississippi 38843
Phone: 662-862-2465
Fax: 662-862-9525
James C. Holland, Licensee
Phyllis Wilburn, Administrator
Proprietary
Capacity: 38

Dogwood of Fulton
201 West Pierce Town Road
Fulton, Mississippi 38843
Phone: 662-862-6120
Fax: 662-862-6146
Jack Bobo, Licensee
Ken Long, Administrator
Proprietary
Capacity: 32

Phillips Personal Care Home
1207 Sandlin Road
Fulton, Mississippi 38843
Phone: 662-862-2665
Dwight Phillips, Licensee
Proprietary
Capacity: 14

Jackson County

Alternative Personal Care Home
6816 Washington Avenue
Ocean Springs, Mississippi 39564
Phone: 228-872-7022
Melissa E. Webster, Licensee &
Administrator
Proprietary
Capacity: 12

The Gardens
1260 Ocean Springs Road
Ocean Springs, Mississippi 39564
Phone: 228-818-0650
Fax: 228-818-4856
Steven Carter, Licensee
Erin Hollis, Administrator
Proprietary
Capacity: 52

Camilia Personal Care Home
2821 Ingalls Avenue
Pascagoula, Mississippi 39567
Phone: 228-696-8807
Fax: 228-696-8810
Camilia Personal Care Home, Licensee
Wanda Carew, Administrator
Non-profit
Capacity: 20

Jasper County

Summerland Manor
12 Summerland Road
Bay Springs, Mississippi 39422
Phone: 601-794-2130
Fax: 601-764-3121
James Knotts, Licensee
Kenneth Posey, Administrator
Public
Capacity: 48

Jones County

ComfortCare Assisted Living Facility
1100 West Drive
Laurel, Mississippi 39440
Phone: 601-422-0022
Fax: 601-428-7138
South Central Regional Med Ctr,
Licensee
Heather Gilbert, Administrator
Public
Capacity: 12

Cottonwood Manor
3147 Old Amy Road
Laurel, Mississippi 39443
Phone: 601-425-0095
Fax: 601-425-9902
Paulette Butler, Licensee
Patrick Fields, Administrator
Proprietary
Capacity: 24

Magnolia Gardens Assisted Living of
Laurel
945 West Drive
Laurel, Mississippi 39440
Phone: 601-477-9041
Fax: 601-477-9004
Deborah Darlene Steverson, Licensee
& Administrator
Proprietary
Capacity: 44

Northview Villa Personal Care
625 Northview Drive
Laurel, Mississippi 39440
Phone: 601-426-3782
Fax: 601-426-2644
R. G. Hancock, Licensee &
Administrator
Proprietary
Capacity: 54

Lafayette County

Azalea Gardens Assisted Living
Center
100 Azalea Drive
Oxford, Mississippi 38655
Phone: 662-234-9600
Fax: 662-234-9670
Azalea Gardens Assisted Living
Community, Licensee
Sandra Enfinger, Administrator
Proprietary
Capacity: 90

Hermitage Gardens of Oxford
1488 Belk Blvd.
Oxford, Mississippi 38655
Phone: 662-234-8244
Fax: 662-236-3043
Five Star Quality Care-MS, LLC,
Licensee
Chip Domke, Administrator
Proprietary
Capacity: 64
Assisted Living/Alzheimer's

Lamar County

Alden Pointe Assisted Living
2 Courtland Drive
Hattiesburg, Mississippi 39402
Phone: 601-296-9711
Fax; 601-296-9152
David Schonberg, Licensee
Kathy McPhail, Administrator
Proprietary
Capacity: 45

Magnolia Place
4901 Highway 589
Sumrall, Mississippi 39482
Phone: 601-758-0600
Fax: 601-765-6133
Kevin Cooksey, Licensee
Melinda Lott, Administrator
Proprietary
Capacity: 18

Provision Living at Hattiesburg
217 Methodist Blvd
Hattiesburg, Mississippi 39402
Phone: 601-329-2030
Fax: 601-268-6979
Provision Living at Hattiesburg,
Licensee
Mike Lalo, Administrator
Proprietary
Capacity: 100

Windham House of Hattiesburg
37 Hillcrest Drive
Hattiesburg, Mississippi 39402
Phone: 601-264-0058
Fax: 601-264-7329
Lamar Community Care Center,
Licensee
Misty Ardoin, Administrator
Proprietary
Capacity: 12
Assisted Living

Lauderdale County

Aldersgate Personal Care Home
6600 Poplar Springs Drive
Meridian, Mississippi 39305
Phone: 601-485-9484
Fax: 601-485-9638
Aldersgate Personal Care, Licensee
Lawona Broadfoot, Administrator
Non-Profit
Capacity: 58

Fisher Care
5207 Fisher Road
Meridian, Mississippi 39305
Phone: 601-581-2977
Fisher Care, LLC, Licensee
Dwayne Fisher, Administrator
Proprietary
Capacity: 8

Magnolia Home
1900 24th Avenue
Meridian, Mississippi 39301
Phone: 601-738-2435
Magnolia House, Licensee
Shelia D. Powe, Administrator
Public
Capacity: 14

McCoy Personal Care Home
919 35th Avenue
Meridian, Mississippi 39301
Phone: 601-693-4104
Mary Cleo McCoy, Licensee &
Administrator
Non-Profit
Capacity: 15

Silverleaf Manor
4555 35th Avenue
Meridian, Mississippi 39305
Phone: 601-483-4566
Fax: 601-483-1447
Emeritus Corp, Licensee
Tammy Turner, Administrator
Proprietary
Capacity: 110
Assisted Living

Lawrence County

Heritage Manor Personal Care Home
2051 Ferguson Mill Road
Silver Creek, Mississippi 39663
Phone: 601-886-7830
Fax: 601-886-9990
Carrol Ann Hudspeth, Licensee &
Administrator
Proprietary
Capacity: 12

Lawrence County Personal Care Home
1134 East Broad Street
Monticello, Mississippi 39654
Phone: 601-587-9226
Fax: 601-587-7000
Carroll Ann Hudspeth, Licensee &
Administrator
Proprietary
Capacity: 10

Leake County

Bee Hive Homes of Carthage
704 Highway 16 East
Carthage, Mississippi 39051
Phone: 601-267-8222
John M. Mayfield, Licensee
Jana Tanton, Administrator
Proprietary
Capacity: 15

Lee County

Avonlea Assisted Living & Retirement
Community
2429 Lawndale Drive
Tupelo, Mississippi 38801
Phone: 662-840-6163
Fax: 662-840-5147
PVHA/Sims-Avonlea, LLC, Licensee
Jima Alexander, Administrator
Proprietary
Capacity: 72

The Home Place of Nettleton
298 Main Street
Nettleton, Mississippi 38858
Phone: 662-963-0606
Fax: 662-963-3859
Joyce G. Heyman, Licensee &
Administrator
Proprietary
Capacity: 7

The Home Place of Saltillo
200 Knight Drive
Saltillo, Mississippi 38866
Phone: 662-869-7009
Fax: 662-869-7891
Homeplace of Saltillo, Licensee
Dennis Nooner, Jr, Administrator
Proprietary
Capacity: 60

Magnolia Manor at Tupelo
1514 CR 41
Tupelo, Mississippi 38801
Phone: 662-842-6776
Fax - 662-842-6512
Jack Bobo, Licensee
Debra Haynes, Administrator
Proprietary
Capacity: 122

Mitchell Center Personal Care Home
2800 West Main Street
P.O. Box 1567
Tupelo, Mississippi 38801
Phone: 662-844-1441
Fax: 662-841-9516
Methodist Senior Services of Tupelo,
Licensee
Jerry Smith, Administrator
Non-Profit
Capacity: 60

Riverbirch Residence
2554 Main Street
P.O. Box 159
Plantersville, Mississippi 38862
Phone: 662-844-3451
Fax: 662-844-3450
Riverbirch Residence, Licensee
Robert J. Lemmons, Administrator
Proprietary
Capacity: 30
Assisted Living

Rosewood Personal Care Home
2441 McCullough Blvd.
Belden, Mississippi 38826
Phone: 662-844-5856
Fax: 662-844-5323
Marilyn B. Hicks, Licensee &
Administrator
Proprietary
Capacity: 75
Assisted Living

Samaritan Garden Personal Care Home
2603 South Gloster Street
Tupelo, Mississippi 38801
Phone: 662-566-9974
Fax: 662-566-9921
George R. Pulliam, Licensee
Lisa L. Satterwhite, Administrator
Proprietary
Capacity: 32
Assisted Living

Leflore County

Country Meadow Personal Care Home
4100 CR 164
Greenwood, Mississippi 38930
Phone: 662-453-4533
Fax: 662-453-4534
Danny F. Edwards, Licensee &
Administrator
Capacity: 12

Indywood Glen Personal Care
1416 Erie Street
Greenwood, Mississippi 38930
Phone: 662-455-3878
Fax: 662-455-6171
Indywood Glen, Licensee
Sharon Harvey, Administrator
Proprietary
Capacity: 62

Lincoln County

Haven Hall Healthcare Center
101 Mills Street
Brookhaven, Mississippi 39601
Phone: 601-833-5608
Fax: 601-833-5285
Magnolia Healthcare, Licensee
Ora Hooker, Administrator
Non-profit
Capacity: 15

New Dawn Retirement Center
3987 Silverton Trail SE
Ruth, Mississippi 39662
Phone: 662-823-4020
Fax: 601-823-4031
Elaine Davis, Licensee &
Administrator
Proprietary
Capacity: 8

Serenity Personal Care Home
1519 East Lincoln Road SE
Brookhaven, Mississippi 39601
Phone: 601-833-5072
Fax: 601-833-6183
Carolyn A. Crump, Licensee &
Administrator
Proprietary
Capacity: 9

Shady Oaks Home for the Elderly
617 North Whitworth Avenue
Brookhaven, Mississippi 39601
Phone: 601-835-1366
Fax: 601-823-6652
Patricia Jenkins, Licensee &
Administrator
Proprietary
Capacity: 13

Lowndes County

The Arrington
234 Windsor Blvd.
Columbus, Mississippi 39702
Phone: 662-241-0001
Fax: 662-241-0091
Arrington LLC, Licensee
Kenneth A. Phillips, Administrator
Proprietary
Capacity: 70

Cherubs Personal Care Home
289 Sanders Mill Road
Steens, Mississippi 39766
Phone: 662-356-4227
Fax: 662-356-4203
Bonny York, Licensee & Administrator
Proprietary
Capacity: 13

Collegeview Personal Care Home
1323 College Street
Columbus, Mississippi 39701
Phone: 662-327-9463
Fax: 662-327-1419
Carolyn P. Reed, Licensee &
Administrator
Proprietary
Capacity: 6

Homeplace of Columbus
2082 Yorkville Road East
Columbus, Mississippi 39702
Phone: 662-329-2772
Fax: 662-329-2889
Denny Noonan, Jr., Licensee &
Administrator
Proprietary
Capacity: 62

Trinity Place Personal Care Center
250 Airline Road
Columbus, Mississippi 39702
Phone: 662-327-6795
Fax: 662-327-3039
Methodist Senior Services of Golden
Triangle, Licensee
Stanley C. Maynard, Administrator
Non-Profit
Capacity: 62

Madison County

The Blake at Township
608 Steed Road, Suite A
Ridgeland, Mississippi 39157
Phone: 601-500-7955
Fax: 601-607-1298
AL-Z Leasing, Licensee
Jeffery A. Eads, Administrator
Proprietary
Capacity: 100

Old Ladies Home
7521 Old Canton Road
Madison, Mississippi 39110
Phone: 601-856-1085
Fax: 601-856-1270
Jane Roper, Licensee
J. Anne Thompson, Administrator
Non-Profit
Capacity: 20

The Orchard Personal Care Home
600 South Pear Orchard Road
Ridgeland, Mississippi 39157
Phone: 601-856-2205
Fax: 601-856-8905
W. Thad McLaurin, Licensee
Sandra Garvin, Administrator
Proprietary
Capacity: 61

Ridgeland Point Assisted Living
410 Orchard Park
Ridgeland, Mississippi 39157
Phone: 601-957-0727
Fax: 601-957-0756
Daniel Baty, Licensee
Wendy Moran, Administrator
Proprietary
Capacity: 100

St. Catherine's Village/Campbell
Cove
200 Dominican Drive
Madison, Mississippi 39110
Phone: 601-856-0160
Fax: 601-856-0109
Sister Mary Dorothea Sondgeroth,
Licensee
Melva Butler, Administrator
Non-Profit
Capacity: 36
Assisted Living/Alzheimer

St. Catherine's Village/Marian Hall
200 Dominican Drive
Madison, Mississippi 39110
Phone: 601-856-0100
Fax: 601-856-0109
Sister Mary Dorothea Sondgeroth,
Licensee
Mary Margaret Judy, Administrator
Non-profit
Capacity: 60
Assisted Living

Seasons Assisted Living
1421-A East Peace Street
P.O. Box 488
Canton, Mississippi 39046
Phone: 601-855-5760
Fax: 601-855-5781
Madison County Nursing Home Board of
Trustees, Licensee
Daniel Logan, Administrator
Non-profit
Capacity: 10

Willard F. Bond Home
7521 Old Canton Road
Madison, Mississippi 39110
Phone: 601-856-8041
Fax: 601-856-1270
William Cook, Sr, MD, Licensee
Lucille Nichols, Administrator
Non-profit
Capacity: 40

Marion County

Bar-Sel Personal Care Home
608 Branton Avenue
Columbia, Mississippi 39429
Phone: 601-736-7355
Margaret Jo Selman, Licensee &
Administrator
Non-Profit
Capacity: 11

The Grove Personal Care Home
11 Pecan Drive
Columbia, Mississippi 39429
Phone: 601-736-4747
Fax: 601-736-4073
JRSM Enterprises, Licensee
Jack Bradshaw, Administrator
Capacity: 8

Marshall County

Christopher's Personal Care Home
885 Highway 178 East
Holly Springs, Mississippi 38635
Phone: 662-551-1122
Fax: 662-551-1635
Gail M. Houck, Licensee &
Administrator
Proprietary
Capacity: 46
Assisted Living/Alzheimer's

Monroe County

Garden Suites Assisted Living
400 South Chestnut Street
P.O. Box 747
Aberdeen, Mississippi 39730
Phone: 662-319-2085
Fax: 662-319-2096
Steven M Fontaine, Licensee
John Tompkins, Administrator
Non-Profit
Capacity: 22

Monroe County Rest Home
50051 County Home Road
Aberdeen, Mississippi 39730
Phone: 662-369-4485
Angela Shackelford, Licensee &
Administrator
Proprietary
Capacity: 12

Oak Tree Plantation
60139 Cotton Gin Port Road
Amory, Mississippi 38821
Phone: 662-256-8406
Fax: 662-256-8883
Fred C. Heckant, Licensee &
Administrator
Proprietary
Capacity: 51
Assisted Living

Pressicare
20434 Old Houston Road
Aberdeen, Mississippi 39730
Phone: 662-369-0070
Fax: 662-369-1727
China Danette Johnson, Licensee &
Administrator
Proprietary
Capacity: 10

Neshoba County

Atwood Personal Care Home
101 Pilot Street
Philadelphia, Mississippi 39350
Phone: 601-656-7394
Fax: 601-656-7396
Mark Atwood, Licensee &
Administrator
Proprietary
Capacity 30

Bee Hive Homes of Philadelphia
708 Columbus Avenue
Philadelphia, Mississippi 39350
Phone: 601-656-0220
John M. Mayfield, Licensee
Jana Mayatt, Administrator
Public
Capacity: 12

Neshoba County Personal Care Home
1001 Holland Avenue
Philadelphia, Mississippi 39350
Phone: 601-663-1200
Fax: 601-663-1497
Marvin Page, Licensee
Robert W. Cole, Administrator
Public
Capacity: 22

Newton County

Bee Hive Homes of Newton
601 South Main Street
Newton, Mississippi 39345
Phone: 601-683-0000
John M. Mayfield, Licensee
Tammy Massey, Administrator
Public
Capacity: 12

Magnolia Residential Living
606 East Jackson Road
Union, Mississippi 39365
Phone: 601-774-9961
Bobby Harris, Licensee &
Administrator
Proprietary
Capacity: 27

Mimosa Homes
102 Mimosa Street
Newton, Mississippi 39345
Phone: 601-683-3448
Fax: 601-469-3621
Non-Profit
Capacity: 7

Woodland Court Personal Care
260 Northside Drive
Newton, Mississippi 39345
Phone: 601-683-2330
Fax: 601-683-3043
Woodland Court, Licensee
Jimmie Rawson, Administrator
Proprietary
Capacity: 41

Noxubee County

Elderly Care Center
496 Magnolia Drive
Macon, Mississippi 39341
Phone: 662-726-2630
Fax: 662-726-2229
Carol Pruitt, Licensee &
Administrator
Proprietary
Capacity: 15

Oakwood Manor
355 North Pine Street
P.O. Box 325
Brooksville, Mississippi 39739
Phone: 662-738-4866
Fax: 662-738-4966
Joe D. Johnson, Licensee
Harvey D. Nickel, Administrator
Non-Profit
Capacity: 10

Oktibbeha County

Cantrell's Personal Care Home
1279 Highway 12 West
Starkville, Mississippi 39759
Phone: 662-323-5948
Vicki Cantrell Rushing, Licensee &
Administrator
Proprietary
Capacity: 15

Montgomery Gardens Senior Living
1351 Old Highway 12 West
Starkville, Mississippi 39759
Phone: 662-323-4663
Fax: 662-323-5001
William Bell Montgomery, Licensee
Michelle Leigh Fulgham,
Administrator
Proprietary
Capacity: 36

Vickers Personal Care Home
114 North Montgomery Street
Starkville, Mississippi 39759
Phone: 662-323-4617
Fax: 662-323-7483
Dawn Vickers, RN, Licensee &
Administrator
Proprietary
Capacity: 18

Panola County

Fairfield of Batesville
640 Keating Road
P.O. Box 1632
Batesville, Mississippi 38606
Phone: 662-563-2345
Fax: 662-563-5678
Providence Assisted Living, Licensee
Pat R. Gunter, Administrator
Proprietary
Capacity: 54
Assisted Living

Pearl River County

Magnolia Personal Care Home
174 Cliff Mitchell Road
Picayune, Mississippi 39466
Phone: 601-798-4007
Fax: 601-798-4029
Harrington & Associates, LLC,
Licensee
John J. Harrington, Administrator
Proprietary
Capacity: 60

New Country Living Personal Care
Home
258 George Ford Road
Carriere, Mississippi 39426
Phone: 601-798-5673
Fax: 601-749-9018
Marion Carolyn Fletcher, Licensee &
Administrator
Proprietary
Capacity: 14

Our Place Personal Care Home
27 Alsobrooks Road
Picayune, Mississippi 39466
Phone: 601-799-3303
Patricia A. Carnes, Licensee &
Administrator
Proprietary
Capacity: 12

Shady Oaks of Carriere
83 White Chapel Road
Carriere, Mississippi 39426
Phone: 601-798-0207
Frank Duncan, Licensee &
Administrator
Proprietary
Capacity: 11

Southern Pines Personal Care Home
340 Sycamore Road
Carriere, Mississippi 39426
Phone: 601-798-9969
Fax: 601-798-2259
Betty Fletcher, Licensee &
Administrator
Proprietary
Capacity: 20

Timeless Grace Assisted Living
424 Jake Smith Road
Carriere, Mississippi 39426
Phone: 601-799-1600
Timeless Grace Assisted Living,
Licensee
Pam Booda, Administrator
Proprietary
Capacity: 15

Perry County

Community Development Assisted
Living
109 Elm Avenue
Richton, Mississippi 39476
Phone: 601-788-6704
Fax: 601-788-6719
Community Residential Home, Licensee
Oma Hibbler, Administrator
Proprietary
Capacity: 12

Friend's Personal Care Home
367 Corinth Church Road
Petal, Mississippi 39465
Phone: 601-545-9545
Fax: 601-545-7877
Robert Lee Friend, Licensee &
Administrator
Non-Profit
Capacity: 12

Pike County

Aston Court Retirement Community
222 Aston Avenue
McComb, Mississippi 39648
Phone: 601-249-0023
Fax: 601-249-3106
Aston Court Retirement Community,
Licensee
Staci Ann Lock Hamilton,
Administrator
Proprietary
Capacity: 50

Camellia Estates Assisted Living
1714 White Street
McComb, Mississippi 39648
Phone: 601-250-0066
Fax: 601-250-0640
Pike Community Care Center, Licensee
Sherri Braddock, Administrator
Proprietary
Capacity: 48

Pontotoc County

Church Street Personal Care Home of
Ecrú
36 Elm Lane
P.O. Box 249
Ecrú, Mississippi 38841
Phone 662-489-6462
Fax: 662-489-6491
Patsy Walker, Licensee &
Administrator
Proprietary
Capacity: 40

Prentiss County

The Landmark Community Personal Care Home
701 West Church Street
Booneville, Mississippi 38829
Phone: 662-728-3539
Travis W. Childers, Licensee
Tami Childers, Administrator
Proprietary
Capacity: 40

Scott-Del Cottage
1101 West Chambers Drive
Booneville, Mississippi 38829
Phone: 662-720-9593
Fax: 662-720-9594
Rita Jones, Licensee
Julia Contreas, Administrator
Proprietary
Capacity: 41

Rankin County

Brandon Court Personal Care Home
100 Burnham Road
Brandon, Mississippi 39042
Phone: 601-664-2259
Fax: 601-664-2270
Rankin Community Care Center,
Licensee
Anita Harrison, Administrator
Non-Profit
Capacity: 6
Assisted Living

Briar Hill Rest Home
1201 Gunter Road
Florence, Mississippi 39073
Phone: 601-939-6371
Fax: 601-939-6228
Briar Hill Rest Home, Licensee
Linda Woodard, Administrator
Proprietary
Capacity: 2

Christopher's Court
219 Pass Road
Florence, Mississippi 39073
Phone: 601-845-5619
Ruth Christine Howard, Licensee &
Administrator
Proprietary
Capacity: 15

Emeritus House of Castlewoods
(Heritage House of Castlewoods)
140 Castlewoods Blvd.
Brandon, Mississippi 39047
Phone: 601-919-1208
Fax: 601-919-1174
Emeritus, Licensee
Carolyn S Katterjohn, Administrator
Proprietary
Capacity: 110
Assisted Living/Alzheimer's

O'McDougle's Love & Care Home
319 North Avenue
P.O. Box 644
Pelahatchie, Mississippi 39145
Phone: 601-854-7925
Fax: 601-362-2207
Charlene M. Brown, Licensee &
Administrator
Proprietary
Capacity: 11

Peach Tree Village Assisted Living
6100 Old Brandon Road
Brandon, Mississippi 39042
Phone: 601-933-1100
Fax: 601-933-1113
SentryCare, Licensee
Mary Kim Smith, Administrator
Proprietary
Capacity: 71

Villa South Assisted Living
271 College Street
Florence, Mississippi 39073
Phone: 601-845-1888
Fax: 601-845-2448
Villa South Assisted Living,
Licensee
Linda E. Bridges, Administrator
Proprietary
Capacity: 50

Wisteria Gardens
5420 Highway 80 E
Pearl, Mississippi 39208
Phone: 601-988-6800
Fax: 601-988-6801
Wisteria Gardens, LLC, Licensee
Jimmy Foster, Administrator
Proprietary
Capacity: 6

Scott County

Bee Hive Home of Forest
410 Townsend Road
Forest, Mississippi 39074
Phone: 601-469-9476
John M. Mayfield, Licensee
Janet Culpepper, Administrator
Public
Capacity: 12

Magnolia Manor
410 East First Street
Forest, Mississippi 39074
Phone: 601-469-4389
Fax: 601-732-8037
Magnolia Manor, Licensee
Paulette Butler, Administrator
Proprietary
Capacity: 15

Simpson County

Bryant's Residential Care Facility
1310 Highway 541 South
P.O. Box 972
Magee, Mississippi 39111
Phone: 601-849-6160
Fax: 601-849-4733
Yvonne Bryant, Licensee &
Administrator
Proprietary
Capacity: 21

Chateau Jorja
219 Bass Road
Florence, Mississippi 39073
Phone: 601-845-6519
Ruth Christine Howard, Licensee &
Administrator
Proprietary
Capacity: 15
Assisted Living

Lakeview Place
1116 Frances Avenue
Magee, Mississippi 39111
Phone: 601-849-1920
Fax: 601-849-1950
C. Faith Kennedy, Licensee &
Administrator
Proprietary
Capacity: 12

Stone County

Personal Care Home of Wiggins
918 Parkway Drive
Wiggins, Mississippi 39401
Angela Harris, Licensee &
Administrator
Phone: 601-928-4663
Fax: 601-928-4668
Angela Harris, Licensee &
Administrator
Public
Capacity: 15
Licensed 7/30/10

Stone County Nursing & Rehab Center
1436 East Central Avenue
Wiggins, Mississippi 39577
Phone: 601-928-1889
Fax: 601-928-2335
Stone County Nursing & Rehab Center,
Licensee
Beth Gruzinskas, Administrator
Proprietary
Capacity: 1

Sunflower County

Indywood
541 Dorsett Drive
Indianola, Mississippi 38751
Phone: 662-887-3005
Fax: 662-887-3057
Indywood, Licensee
Carolyn Walker, Administrator
Proprietary
Capacity: 29
Assisted Living

Ruleville Nursing & Rehab Center
800 Stansel Drive
P.O. Box 368
Ruleville, Mississippi 38771
Phone: 662-756-4361
Fax: 662-756-2788
Ruleville Nursing & Rehab Center,
Licensee
Tina Alexander, Administrator
Proprietary
Capacity: 11
Assisted Living

Shirley's Personal Care Home
1000 B.B. King Drive
Indianola, Mississippi 38751
Phone: 662-887-3000
Fax: 662-884-5818
Shirley Monroe, Licensee &
Administrator
Proprietary
Capacity: 12

Tate County

Providence PCH of Senatobia
700 Moore's Crossing
Senatobia, Mississippi 38668
Phone: 662-562-9229
Fax: 662-562-9202
Providence of Senatobia, Licensee
Megan Young, Administrator
Capacity: 60
Licensed 2/01/10

Tippah County

GoldenLiving Center - Ripley
Personal Care
101 Cunningham Street
Ripley, Mississippi 38863
Phone: 662-837-3011
Fax: 662-837-0230
GGNSC Ripley, LLC., Licensee
Symece Bennett, Administrator
Proprietary
Capacity: 10
Assisted Living

Tishomingo County

Carrington House
1670 Whitehouse Road
Iuka, Mississippi 38852
Phone: 662-423-3307
Fax: 662-423-3308
Beverly Ann Cummings, Licensee
A. T. Marler, III, Administrator
Proprietary
Capacity: 25

Southern Magnolia Estates
1308 North Pearl Street
Iuka, Mississippi 38852
Phone: 662-424-0023
Fax: 662-424-0199
Trev Clark, RN, Licensee &
Administrator
Proprietary
Capacity: 37

Southern Magnolia Estates, II
1308 North Pearl Street
Iuka, Mississippi 38852
Phone: 662-424-0023
Fax: 662-424-0199
Trev Clark, RN, Licensee &
Administrator
Proprietary
Capacity: 18

Southern Magnolia Estates II
Belmont Golden
267 Front Street/Highway 366
Golden, Mississippi 38847
Phone: 662-454-0544
Fax: 662-454-0576
Trev Clark, RN, Licensee
Michael Jason Clark, Administrator
Proprietary
Capacity: 37

Union County

Dogwood Plantation of New Albany
250 Fairfield Drive
New Albany, Mississippi 38652
Phone: 662-534-7331
F. G. Jack Bobo, Licensee
Michelle Walker, Administrator
Proprietary
Capacity: 24

Green Oak Manor Personal Care Home
600 Highway 30 West
New Albany, Mississippi 38652
Phone: 662-534-5602
Fax: 662-534-3050
Gena Vail, Licensee
Cheryl Jackson, Administrator
Proprietary
Capacity: 12

Magnolia Place of New Albany
1515 Munsford Drive
New Albany, Mississippi 38652
Phone: 662-534-0046
Fax: 662-534-0393
F. G. Jack Bobo, Licensee
Pan Denham, Administrator
Proprietary
Capacity: 40

Pine Ridge Heart to Heart
600 State Highway 30 West
New Albany, Mississippi 38652
Phone: 662-534-7709
Brenda Stout, Licensee
Shelia Moore, Administrator
Proprietary
Capacity: 12

Sunshine Inn Assisted Living Home
1645 Highway 178
P.O. Box 378
Myrtle, Mississippi 38650
Phone: 662-988-3959
Fax: 662-988-3989
Vicki M. Smith, Licensee
Jeff Galloway, Administrator
Proprietary
Capacity: 20

Warren County

Belmont Gardens Personal Care Home
3201 Wisconsin Avenue
P.O. Box 820874
Vicksburg, Mississippi 39180
Phone: 601-636-8006
Fax: 601-636-0953
Private Home Care, Licensee
Yolanda Davidson Segree, LPN,
Administrator
Proprietary
Capacity: 32

Belmont Place Personal Care Home
1002 Belmont Street
P.O. Box 820874
Vicksburg, Mississippi 39180
Phone: 601-636-3004
Fax: 601-629-6490
Private Home Care, Licensee
Yolanda Davidson Segree, RN,
Administrator
Proprietary
Capacity: 11

Heritage House Assisted Living
Center
3101 Wisconsin Avenue
P.O. Box 820485
Vicksburg, Mississippi 39180
Phone: 601-638-1514
Fax: 601-638-8738
First Warren Corporation, Licensee
Robert Greer, Administrator
Proprietary
Capacity: 41

Washington County

Magnolia Gardens of Greenville
1644 South Colorado Street
Greenville, Mississippi 38703
Phone: 662-335-9699
Fax: 662-335-9693
Magnolia Gardens of Greenville,
Licensee
Joe Ann Fava, Administrator
Proprietary
Capacity: 48

Wellington Place of Greenville
1880 Fairground Road
Greenville, Mississippi 38703
Phone: 662-334-4646
Fax: 662-334-4691
BLC Wellington- Grenada, Licensee
Dotti Briggs, Administrator
Proprietary
Capacity: 55
Assisted Living/Alzheimer's

Wayne County

Brookwood Villa Personal Care Home
 140 Busby Road
 Waynesboro, Mississippi 39367
 Phone: 601-735-0264
 Sherry Busby, Licensee &
 Administrator
 Proprietary
 Capacity: 24

Pine View Health Care Center
 1304 Walnut Street
 Waynesboro, Mississippi 39367
 Phone: 601-735-9025
 Fax: 601-735-0813
 Pensacola Health Trust, Licensee
 Joan B. Stanford, Administrator
 Proprietary
 Capacity: 3

Southern Living Specialty Care
 511 Gray Drive
 Waynesboro, Mississippi 39367
 Phone: 601-735-4806
 Fax: 601-735-5180
 Robert Stan Trigg, Licensee &
 Administrator
 Proprietary
 Capacity: 25

Webster County

Vicker's Personal Care Home
 238 Spring Valley Road
 Mathiston, Mississippi 39759
 Phone: 662-263-4685
 Fax: 662-323-7483
 Rhea Dawn Vickers, RN, Licensee &
 Administrator
 Proprietary
 Capacity: 13

Winston County

Bee Hive Homes of Louisville
 541 A East Main Street
 Louisville, Mississippi 39339
 Phone: 662-773-0000
 John Mayfield, Licensee
 Melba Reed, Administrator
 Proprietary
 Capacity: 16

J R S & J Senior Adult Care Center
 803 West Main Street
 P.O. Box 1009
 Louisville, Mississippi 39339
 Phone: 662-773-8750
 Fax: 662-773-8721
 J R S & J Senior Adult Care Center,
 Licensee
 Lillian J. Clayborne, Administrator
 Proprietary
 Capacity: 15
 Decreased from 16 beds 4/01/10
 Assisted Living

Lakeside Village Residential Living
 8862 Highway 15 South
 Louisville, Mississippi 39339
 Mail: P.O. Box 401
 Noxapater, Mississippi 39346
 Phone: 662-724-2500
 Fax: 662-724-2501
 Kevin D. Weeks, Licensee
 Twyla J. Weeks, Administrator
 Proprietary
 Capacity: 15

Yalobusha County

Yalobusha County Assisted Living
 Center
 630 South Main Street
 P.O. Box 728
 Water Valley, Mississippi 38965
 Phone: 662-473-1411
 Fax: 662-473-4922
 Linda Ingram, Licensee
 Terry Varner, Administrator
 Public
 Capacity: 2
 Assisted Living