



2024-2025 Respiratory Surveillance Report

Week 20

May 11 – May 17, 2025

Note: This is the final influenza surveillance report for the 2024-2025 season.

About our respiratory activity reporting

MSDH utilizes a variety of methods for tracking respiratory viral illness (influenza, COVID-19, RSV) in Mississippi. Syndromic surveillance data from participating hospitals and urgent care clinics provides trend data for visits related to influenza-like-illness (ILI), COVID-19-like-illness (CLI), and respiratory syncytial virus-like-illness (RSV-like-illness) over time. In addition to syndromic surveillance, MSDH uses sentinel surveillance for influenza and wastewater surveillance (in pilot state) for influenza and COVID-19.

Each year MSDH identifies sentinel healthcare providers across the state to report numbers of patients with ILI (fever of 100°F or higher AND cough and/or sore throat), in comparison to their total patients seen. These providers also collect specimens which are sent to the Mississippi Public Health Lab for multiplex testing (COVID-19, influenza, RSV) and further subtyping as indicated. This combination of data allows MSDH to identify local trends in ILI presentations and maintain surveillance of circulating influenza subtypes and COVID-19 variants.

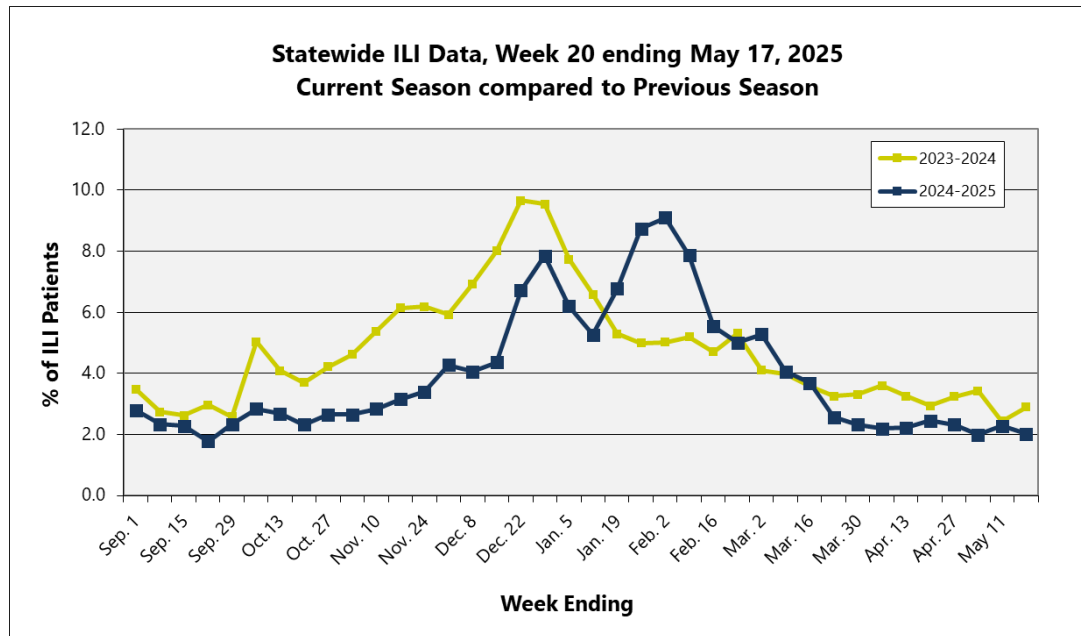
Wastewater surveillance for respiratory viruses is a newer form of surveillance, and Mississippi is in the early phases of establishing its wastewater surveillance program for COVID-19 and influenza. **Information contained within this report is provisional and may change depending on additional reporting from sentinel providers and surveillance sources. The influenza reports represent only the distribution of flu in the state, not an actual count of all flu cases statewide.**

Content

- ❖ [State ILI Surveillance](#)
- ❖ [Wastewater Surveillance](#)
- ❖ [Outbreaks](#)
- ❖ [Flu Testing Reports](#)
- ❖ [National and Mississippi Pediatric Mortality Surveillance](#)
- ❖ [National ILI Surveillance](#)
- ❖ [State RSV Surveillance](#)
- ❖ [Appendix](#)
 - [Figure 1](#) (Statewide ILI Data, Current Season compared to Previous Season)
 - [Figure 2](#) (Percentage of ILI Cases by Age Group, Mississippi)
 - [Figure 3](#) (State ILI Rates 2019-2024 (YTD))

- [**Figure 4**](#) (*Comparison of the BioSense and Statewide ILI Rates*)
- [**Figure 5**](#) (*Number of CLI and ILI Visits by week*)
- [**Figure 6**](#) (*Wastewater Surveillance of ILI, CLI, and RSV*)
- [**Figure 7**](#) (*Number of Reported Influenza Outbreaks by Type and Subtype, Mississippi*)
- [**Figure 8**](#) (*Comparison of Statewide ILI Rate to Positive Influenza Isolates by Type and Subtype, Mississippi*)
- [**Figure 9**](#) (*Comparison of Nationwide and Region 4 ILI Rates to Mississippi ILI Rates*)
- [**Figure 10**](#) (*Percentage of Emergency Dept and Urgent Care Visits due to RSV*)

State ILI Surveillance



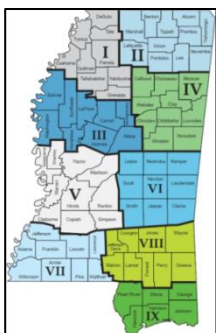
During week **20** (5/11/25-5/17/25), the overall state ILI rate (**2.0%**) **decreased** from the previous week (**2.3%**) and was lower than this time last year (**2.9%**). |

Figure 1

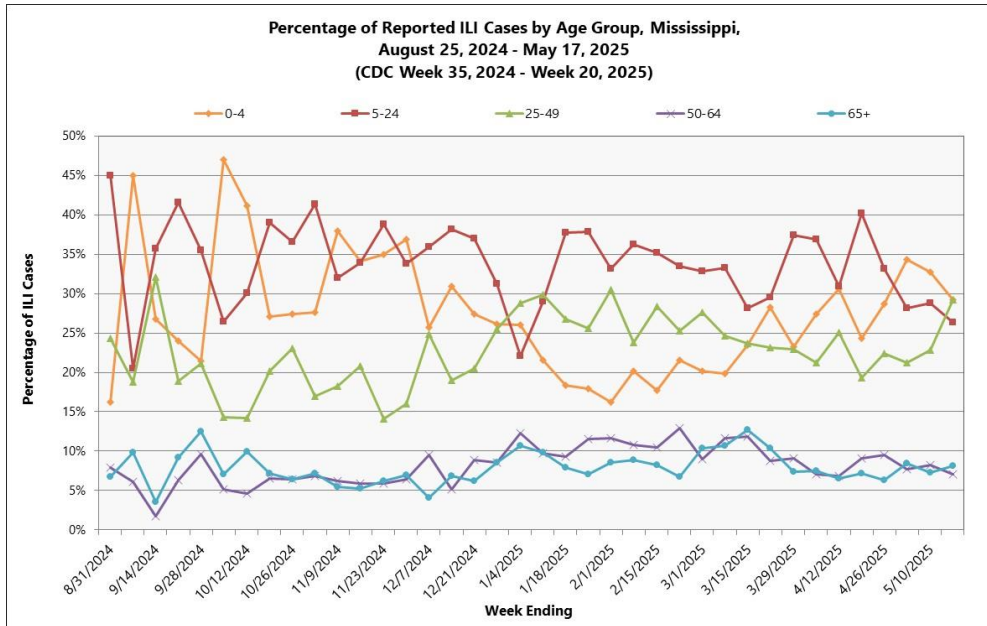
Total number of patients treated by sentinel providers in the last three weeks | **Table 1**

2024-2025 Influenza Season					
CDC Week	Week Ending	Number of reports received from Sentinel Providers	Total patients	ILI symptoms	ILI Rate (%)
20	May 17	72	13385	270	2.0
19	May 10	77	13239	302	2.3
18	May 3	65	13053	259	2.0

During week **20**, one district (4) had an increase in ILI activity. Four districts (2, 3, 5, and 7) had a decrease. Four districts (1, 6, 8, and 9) remained constant. *Information is provisional only and may change depending on additional reporting from sentinel providers.* | **Table 2**



MSDH District ILI Rates (%)		
2024-2025		
District	Week 19	Week 20
State	2.3	2.0
I	1.2	1.0
II	5.1	3.7
III	7.8	6.9
IV	1.5	2.2
V	3.9	0.0
VI	3.2	3.6
VII	4.2	3.4
VIII	1.2	1.1
IX	1.8	1.6

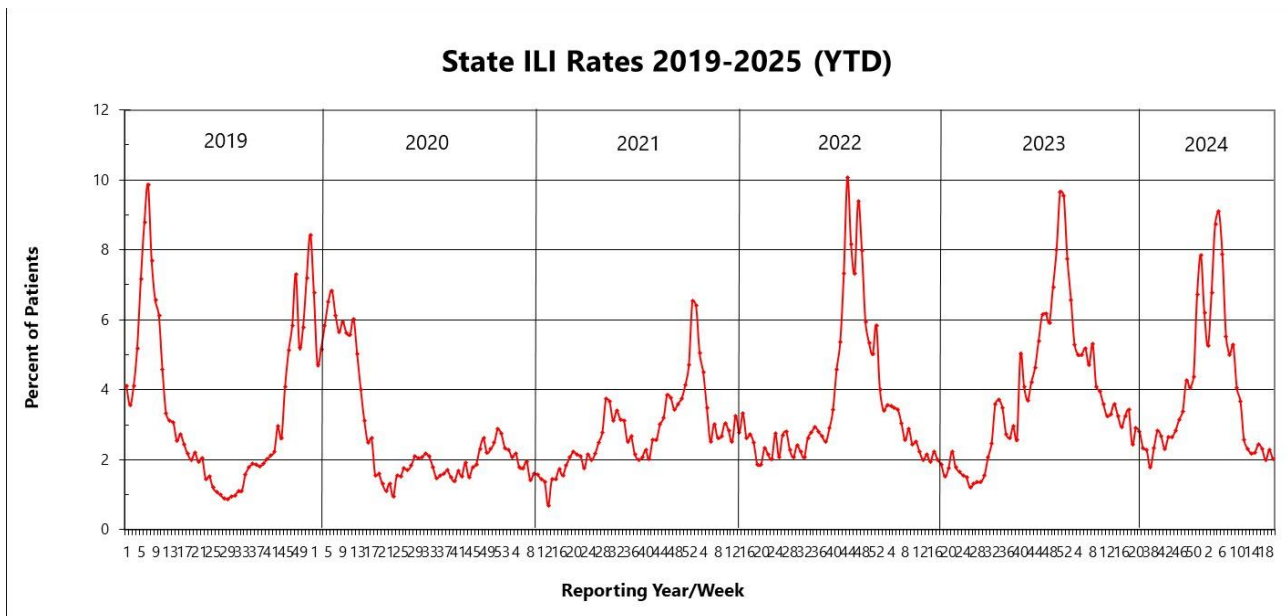


Overall, the percentage of reported ILI cases has been highest among those in the **5-24 years** of age group. During week **20**, the percentage of ILI cases in the 25-49 and 65+ years of age groups increased. The percentage of ILI cases

decreased in the 0-4, 5-24, and 50-64 years of age groups when compared to the previous week. |

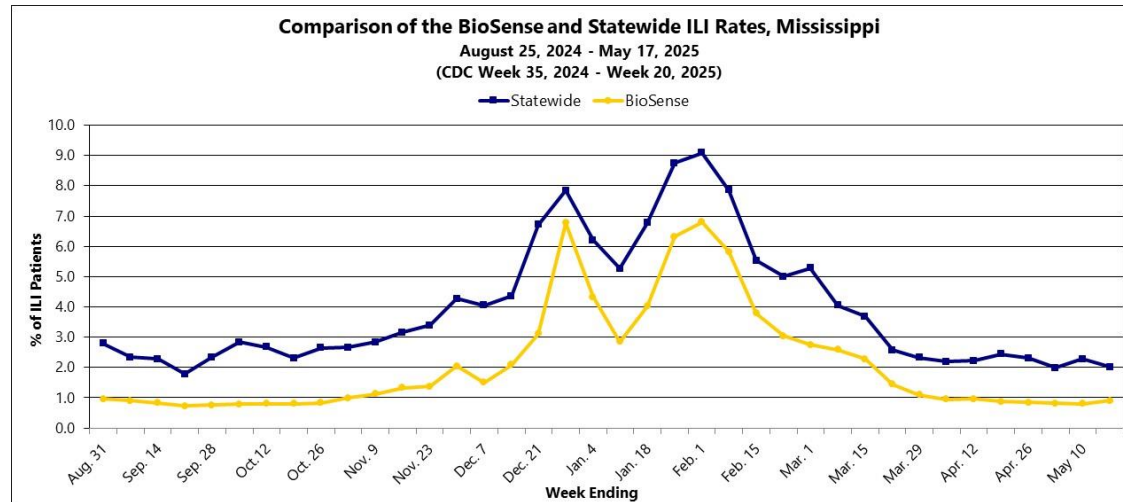
[Figure 2](#)

Mississippi ILI Rates 2019-2024 | [Figure 3](#)



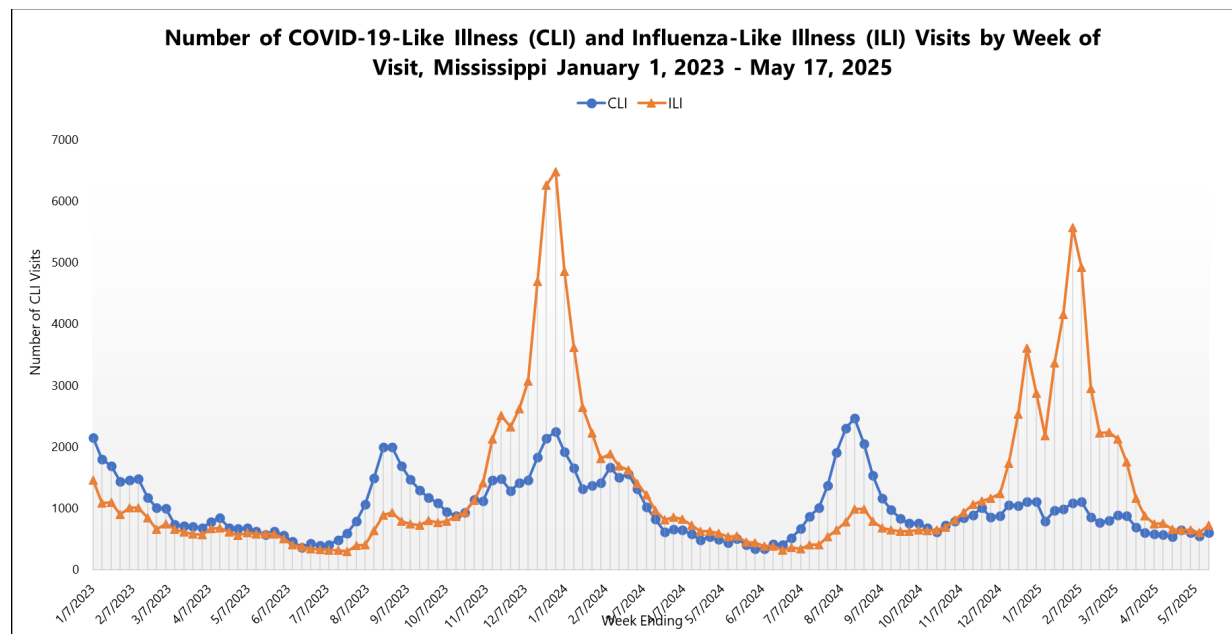
Syndromic Surveillance

The Mississippi State Department of Health also collects syndromic surveillance data through the CDC BioSense Platform. This data is comprised of chief complaints and diagnosis codes and is submitted electronically by participating hospitals and clinics throughout the state in near real-time. The BioSense data is an additional tool to monitor influenza activity in Mississippi.



The percentage of patients with a chief complaint or diagnosis of influenza-like illness during week **20** was

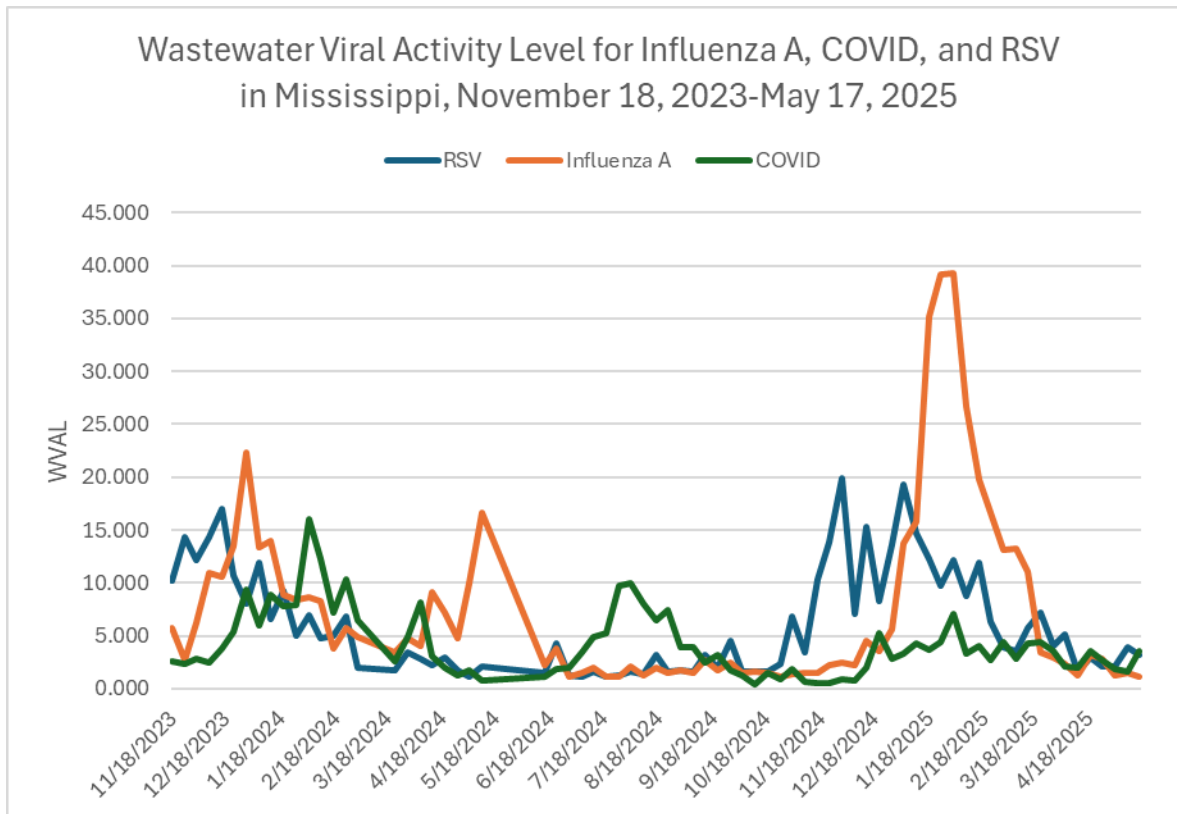
comparable to the previous week. In addition, the statewide ILI rate was comparable to the previous week. | [Figure 4](#)



The percentage of patients with a chief complaint or diagnosis of COVID-like illness during week **20** remained constant when compared to the previous week and remains lower than influenza-like illnesses. | [Figure 5](#)

Wastewater Surveillance

Water samples collected from sewage treatment plants are tested for multiple diseases and compounds. The Mississippi State Department of Health collects this data from the CDC's National Wastewater Surveillance System (NWSS), where we can see a reliable presence of disease from a sample in which everyone in the area's waste is integrated.



The Wastewater data shows a decrease in RSV and Influenza A, and an increase in COVID. | [Figure 6](#)

The value associated with the WVAL (Wastewater Viral Activity Level) is the number of standard deviations above the baseline, transformed to the linear scale. For additional information on wastewater values, please refer to the CDC's webpage: <https://www.cdc.gov/nwss/about-data.html>

Outbreaks

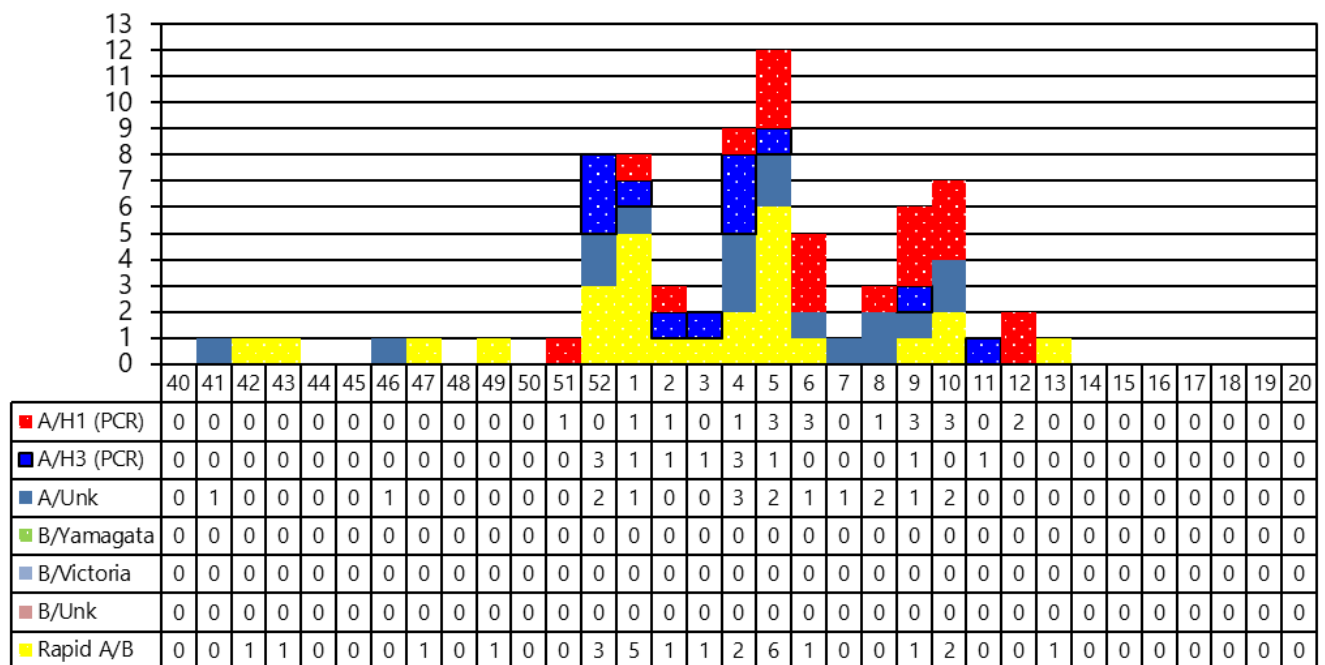
Outbreaks are reportable in Mississippi as a Class 1A event and must be reported by telephone within **24 hours** of first knowledge or suspicion to the Mississippi State Department of Health. For more information on reportable diseases and conditions, please refer to the [MSDH List of Reportable Diseases and Conditions](#).

Between week 40 (ending October 5, 2024) and week 20 (week ending May 17, 2025), 79 outbreaks were reported to MSDH. MSDH investigates all reported outbreaks, and complete information is available for 75 of the 79 outbreaks. 19 were attributed to influenza A/H1 virus, 12 were attributed to influenza A/H3 virus, 17 were attributed to an influenza A virus, unknown subtype, and 27 to Rapid A/B.

Through week 20, within the reported outbreaks, the overall vaccination rate among facility residents was 59%, and among staff members, 26%. In addition, the percentage of residents that were ill due to influenza was 10%, and among staff members, 3%. The percentage of residents that were hospitalized due to influenza was 2%, and among staff members, 0%.

Influenza outbreaks have occurred in the following county: Adams (1), Attala (2), Bolivar (2), Calhoun (1), Clarke (1), Covington (3), Forrest (2), George (1), Greene (2), Grenada (1), Hancock (1), Harrison (2), Hinds (1), Itawamba (1), Jones (2), Lafayette (3), Lauderdale (5), Leake (1), Leflore (3), Lincoln (2), Lowndes (5), Madison (3), Marion (3), Marshall (1), Monroe (2), Neshoba (1), Newton (1), Panola (1), Pearl River (1), Pike (1), Pontotoc (2), Rankin (8), Scott (1), Simpson (4), Smith (1), Sunflower (1), Tishomingo (1), Walthall (1), Washington (2), Wayne (1), Yazoo (1). | [Figure 7](#)

Number of Reported Influenza Outbreaks by Influenza Type and Subtype by Onset Week, Mississippi, 2024-2025 Flu Season (N = 75)



For additional information on infection control measures in health care facilities and managing influenza outbreaks in long-term care facilities, please refer to the CDC's webpages:

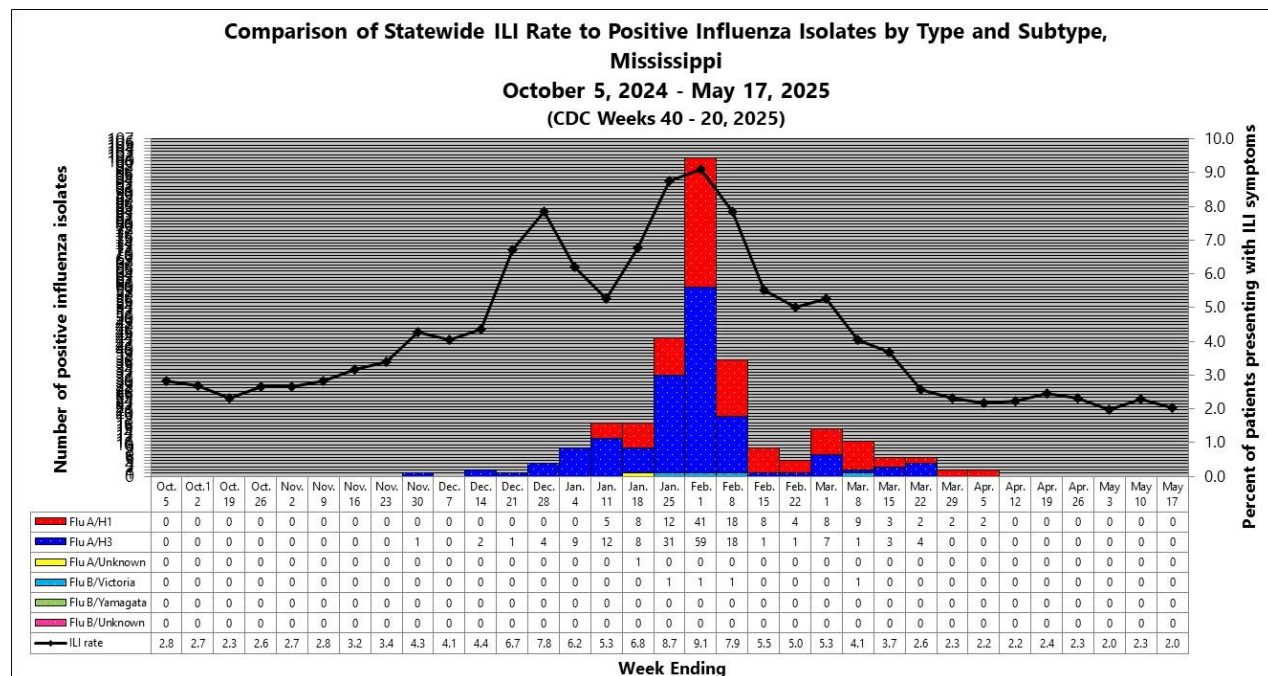
<https://www.cdc.gov/flu/professionals/infectioncontrol/index.htm> and

<https://www.cdc.gov/flu/professionals/infectioncontrol/ltc-facility-guidance.htm>, respectively.

Flu Testing Reports

Since week 43 (week ending November 30, 2024), 289 laboratory confirmed influenza samples have been identified by the MSDH Public Health Laboratory. 122 were identified as influenza A/H1, 162 were identified as influenza A/H3, one was identified as influenza A with an unknown subtype, and four were identified as influenza B/Victoria.

The influenza cases were identified from the following counties: Alcorn (1), Attala (5), Bolivar (6), Calhoun (2), Chickasaw (1), Clarke (3), Coahoma (1), Copiah (1), Covington (3), DeSoto (5), Forrest (9), George (1), Grenada (2), Hancock (7), Harrison (80), Hinds (13), Jackson (27), Jones (7), Lafayette (1), Lamar (2), Lauderdale (8), Lafayette (2), Leake (2), Lee (1), Leflore (2), Lincoln (7), Lowndes (9), Madison (7), Marion (3), Marshall (3), Monroe (1), Neshoba (2), Newton (1), Oktibbeha (1), Panola (2), Pearl River (2), Perry (1), Pike (4), Prentiss (1), Rankin (17), Scott (3), Simpson (6), Smith (2), Stone (4), Sunflower (1), Union (1), Walthall (3), Washington (3), Wayne (2), Yazoo (1). | [Figure 8](#)



National and Mississippi Pediatric Mortality Surveillance

Nationally, **231** influenza-associated pediatric deaths occurring in the 2024-2025 season have been reported to CDC. 59 deaths were associated with influenza A virus (not subtyped), eight deaths were associated with influenza A(H3) virus, 58 deaths were associated with influenza A(H3N2), 79 deaths were associated with A(H1N1) virus, 24 deaths were associated with influenza B virus (not subtyped), one death was associated with an influenza virus for which type was not determined, and one death was associated with an A(H1N1) and A(H3N2) coinfection.

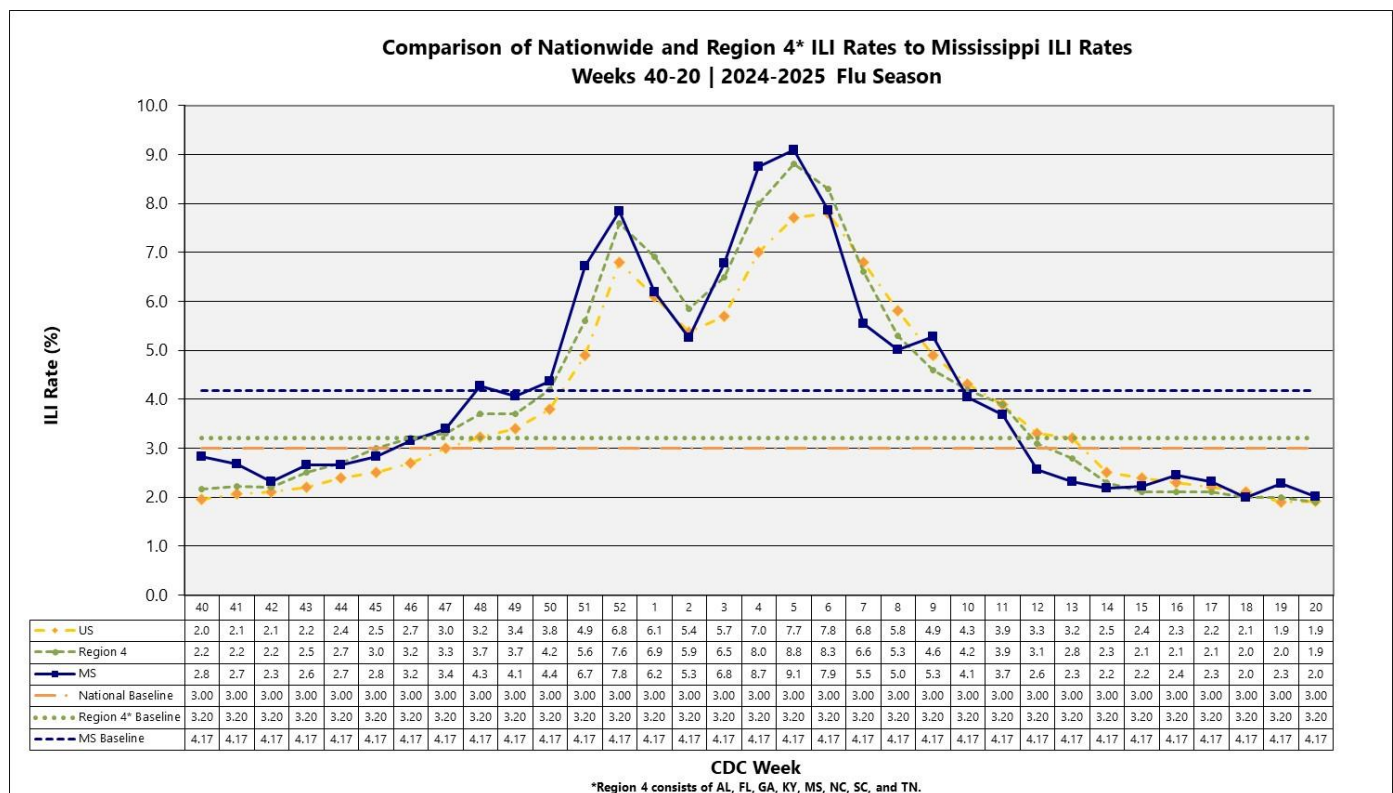
Mississippi has had **one** influenza-associated pediatric deaths reported during this influenza season.

For additional information on influenza-associated pediatric deaths, please refer to the [CDC's FluView](https://www.cdc.gov/fluview)

National ILI Surveillance

During week **20**, influenza activity **remained stable** in the United States. 1.9% of patients reported through ILINet presented with ILI symptoms. This was comparable to week 19 and is below the national baseline (3.0%).

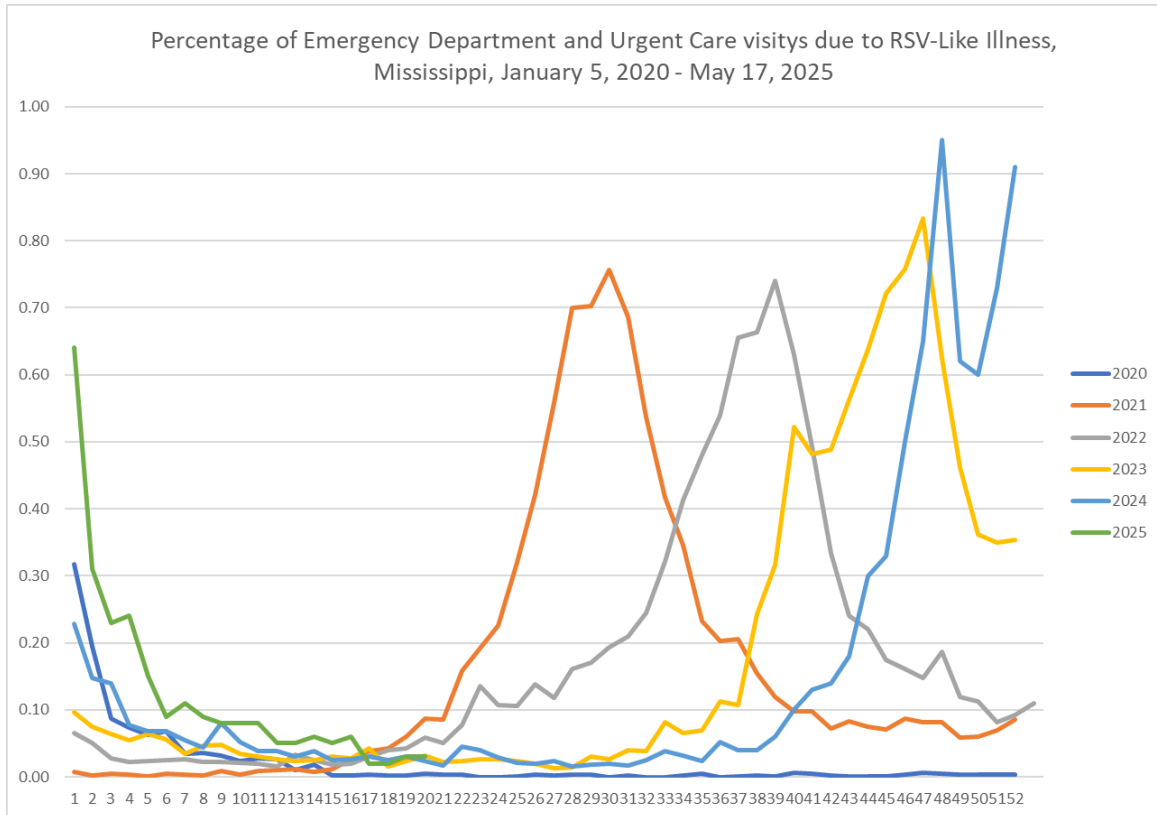
Region 4's ILI rate (Southeast) **remained stable** when compared to the previous week. Mississippi is included in Region 4. | [Figure 9](#)



For additional information on flu activity nationwide, please refer to the CDC's website:
<http://www.cdc.gov/flu/weekly/fluactivitysurv.htm>.

State RSV Surveillance

Respiratory Syncytial Virus (RSV), or Human Orthopneumovirus, is the primary cause of infant hospitalization in the United States due to its' highly contagious nature. RSV creates respiratory tract infections and typically exhibits cold-like symptoms quite similar to COVID, which can make it hard to decipher. Infants and adults 65 years and older are most susceptible to RSV.



The percentage of patients with a chief complaint or diagnosis of RSV during week **20** remained constant when compared to the previous week. | [Figure 10](#)

Additional influenza information:

Centers for Disease Control and Prevention	http://cdc.gov/flu/
Centers for Disease Control and Prevention FluView	http://www.cdc.gov/flu/weekly/
MSDH Flu	http://msdh.ms.gov/msdhsite/_static/14,0,199.html
World Health Organization FluNet	https://www.who.int/tools/flunet/flunet-summary

Appendix

Figure 1

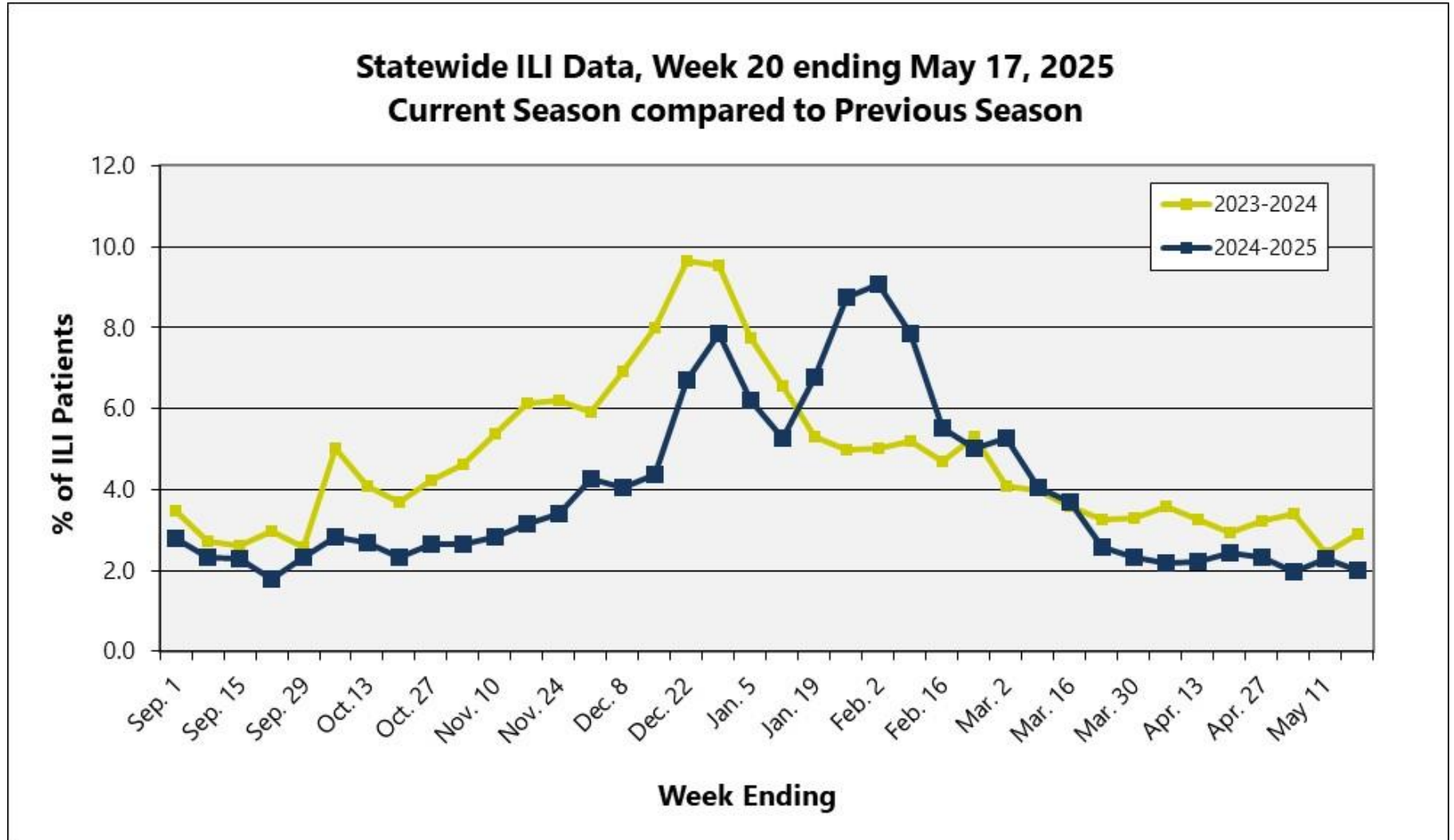


Figure 2

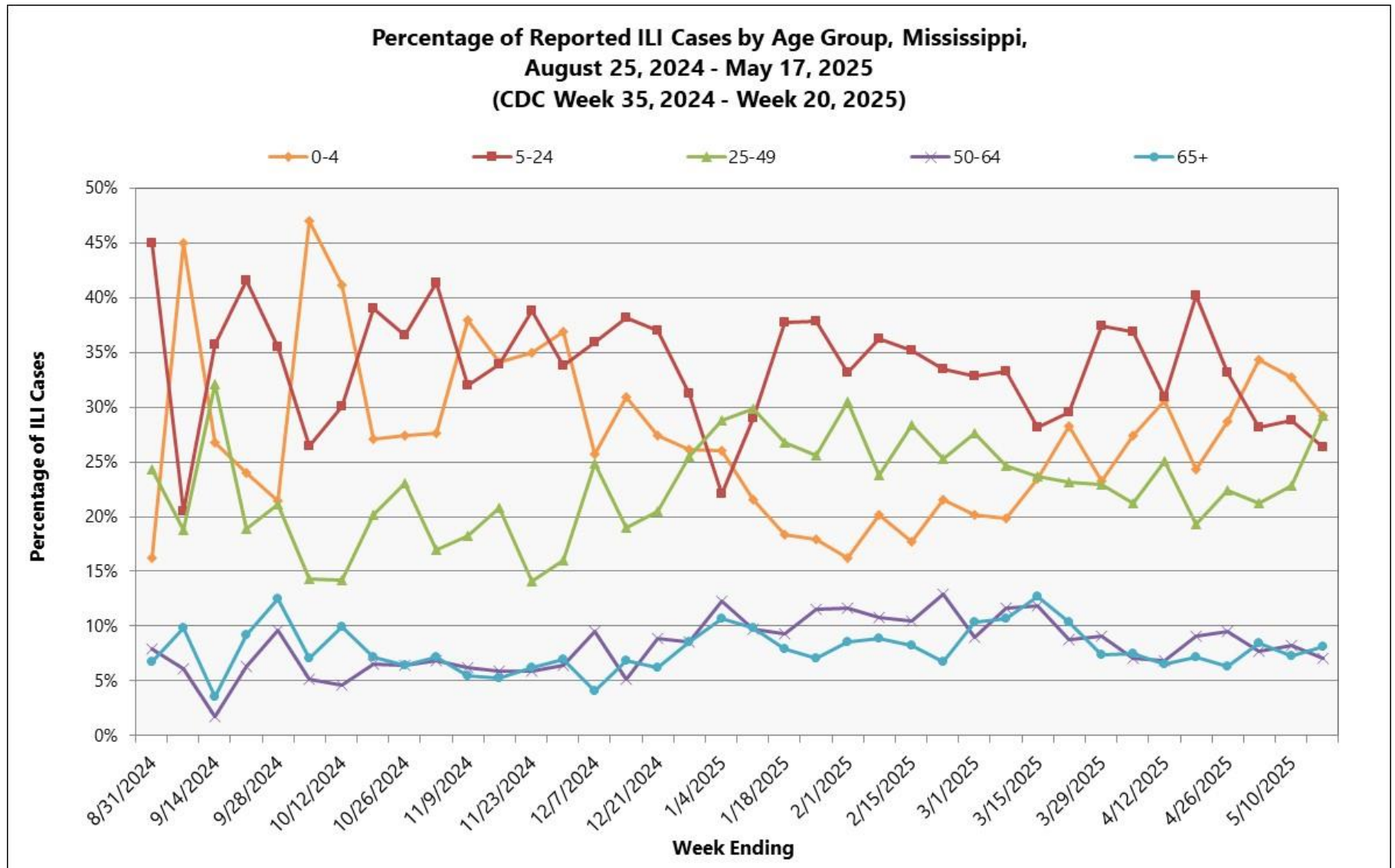


Figure 3

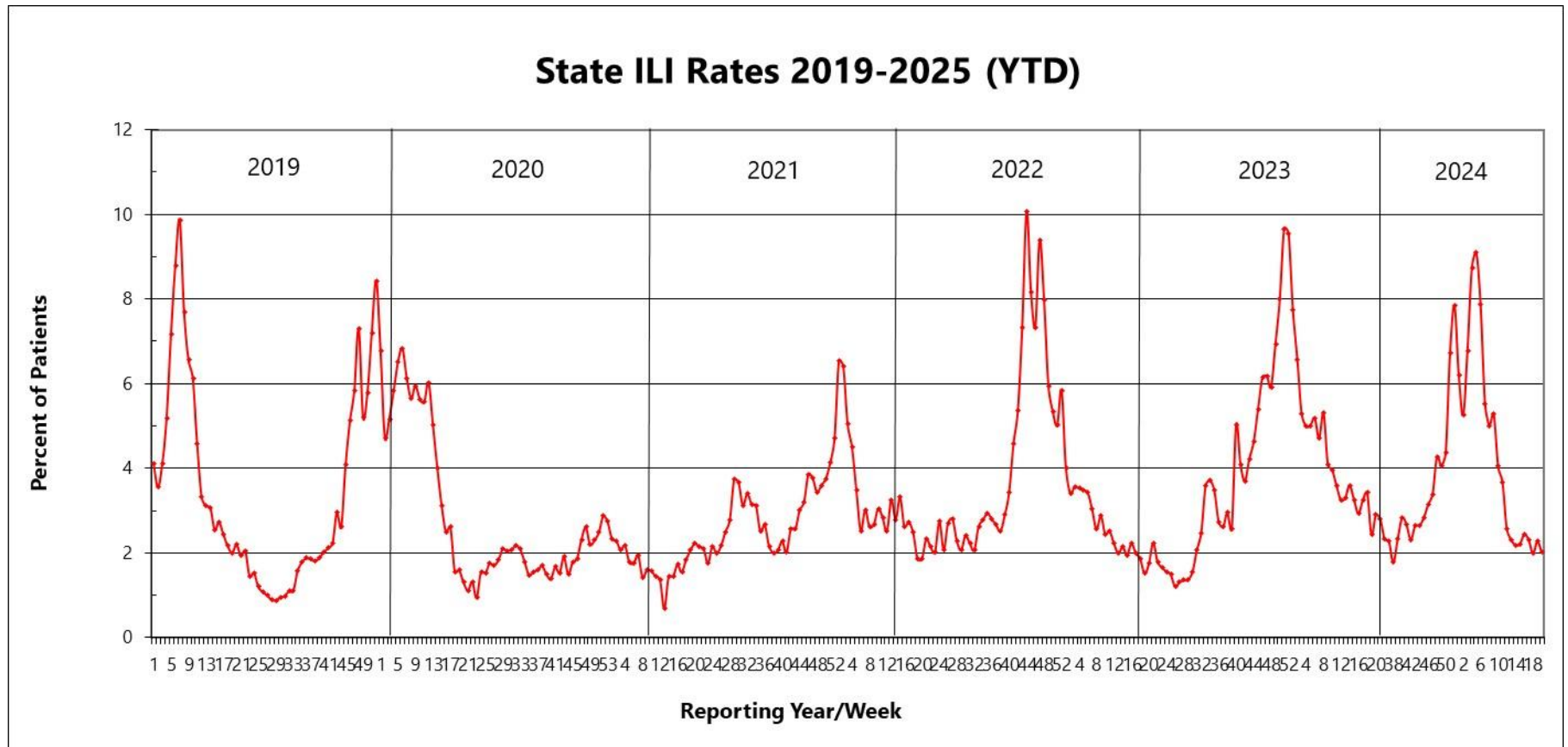


Figure 4

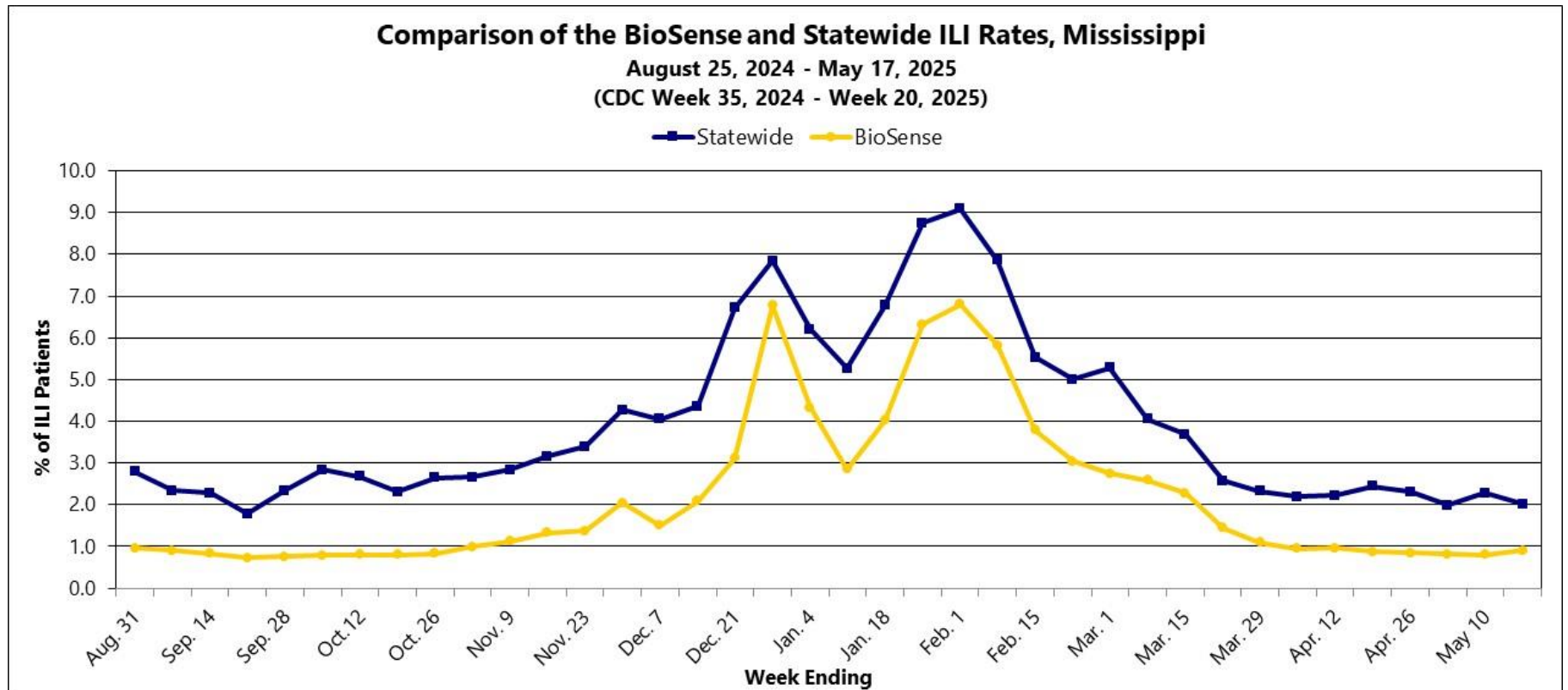


Figure 5

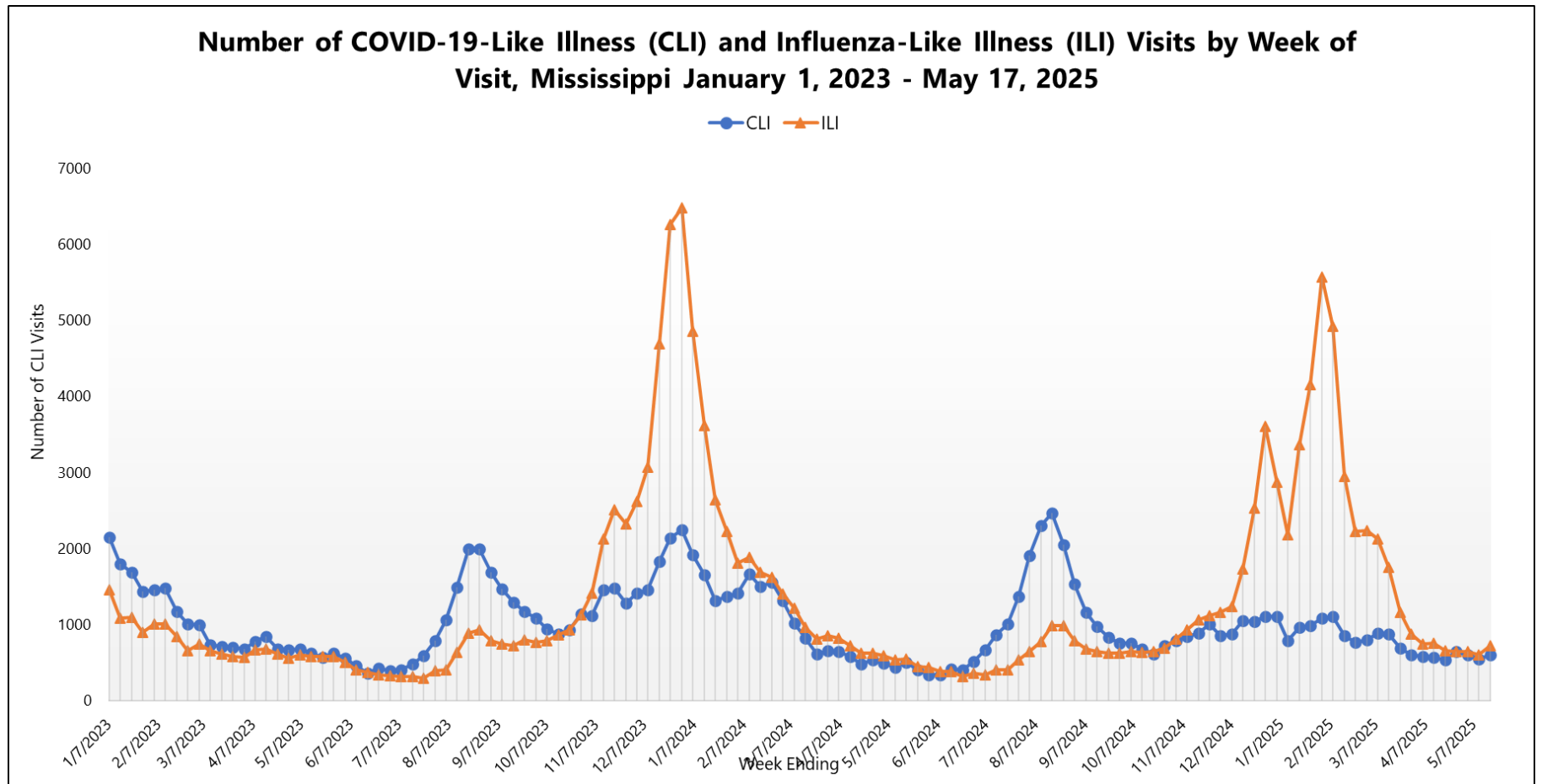


Figure 6

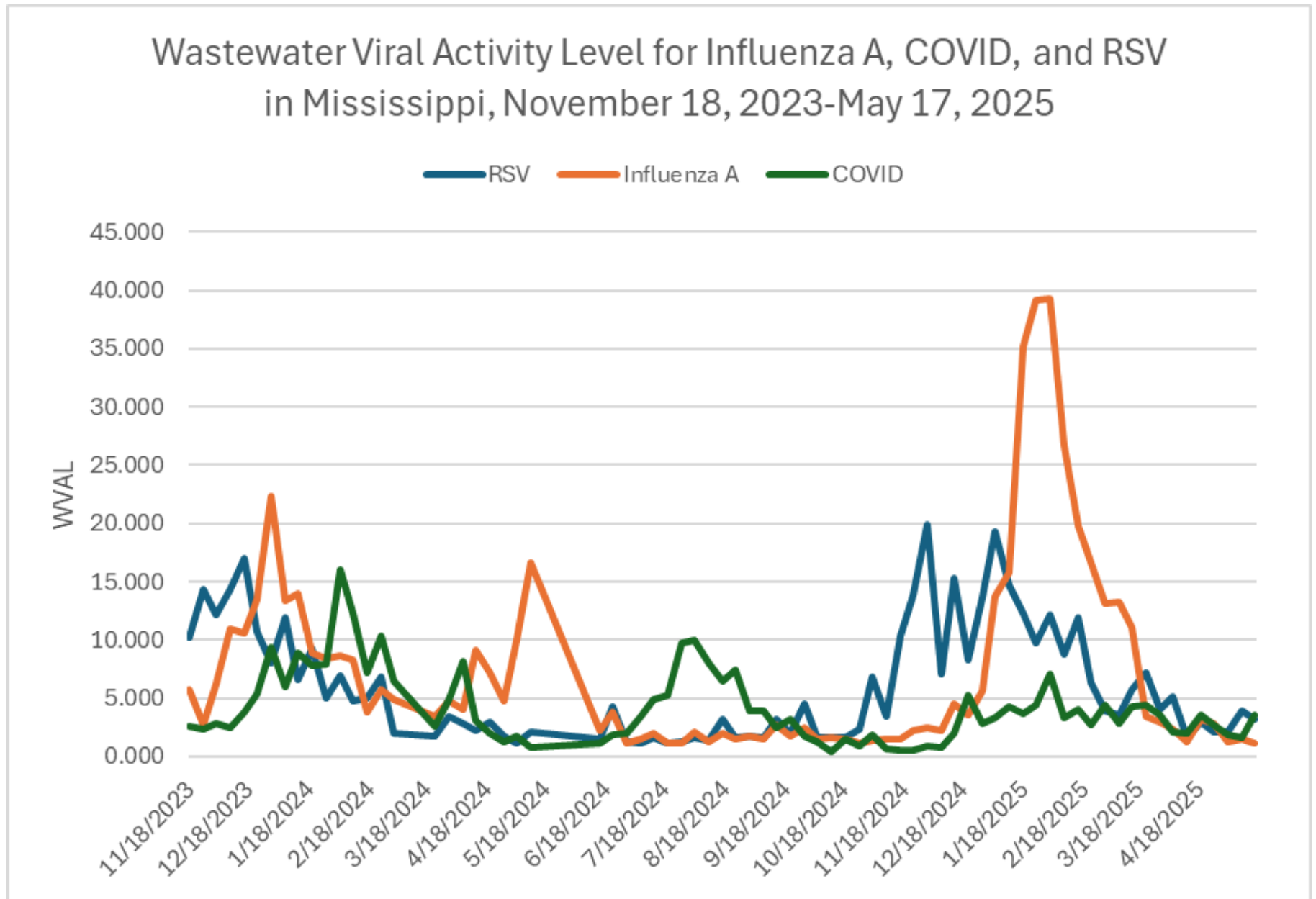


Figure 7

Number of Reported Influenza Outbreaks by Influenza Type and Subtype by Onset Week, Mississippi, 2024-2025 Flu Season (N = 75)

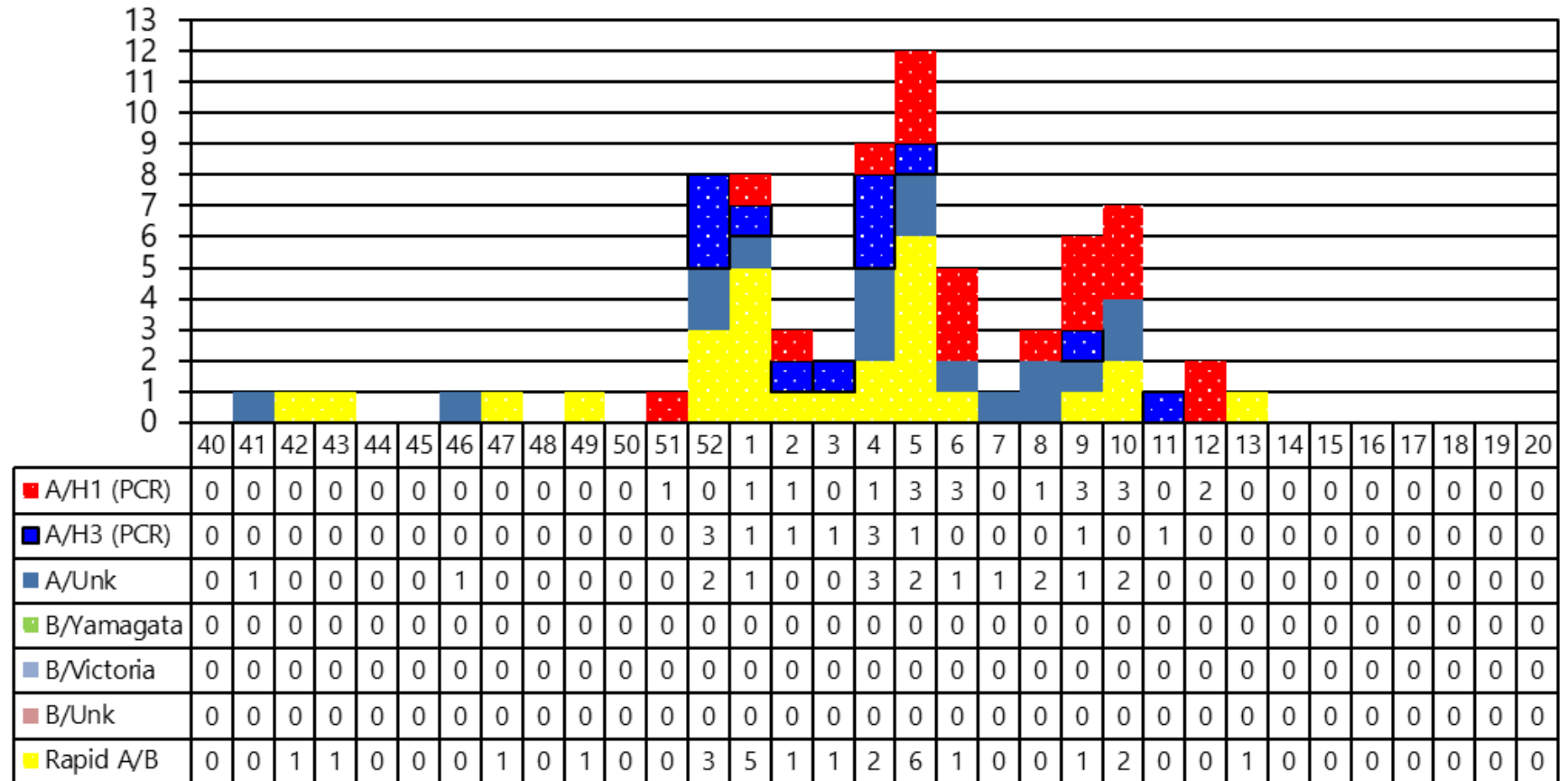


Figure 8

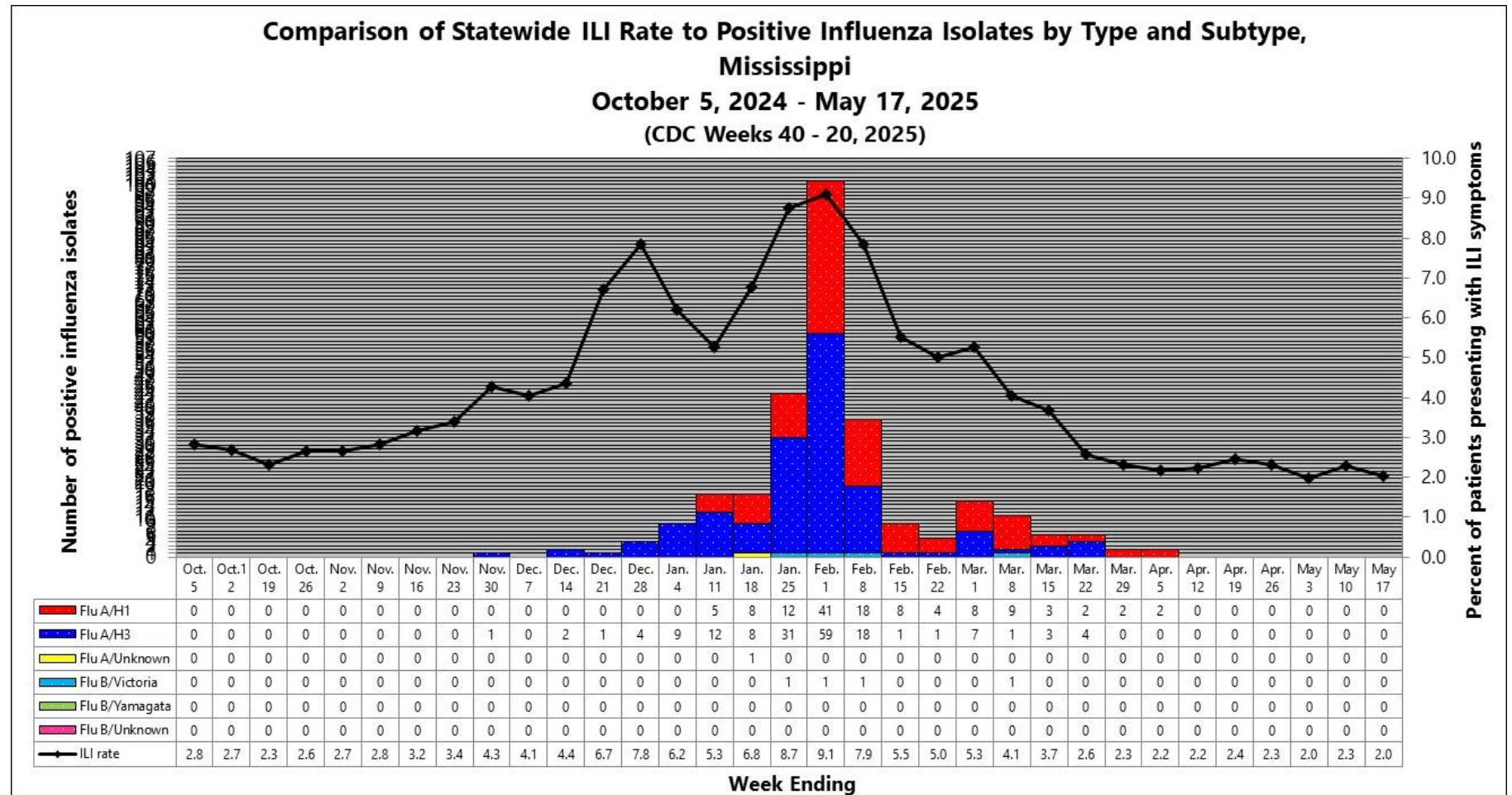


Figure 9

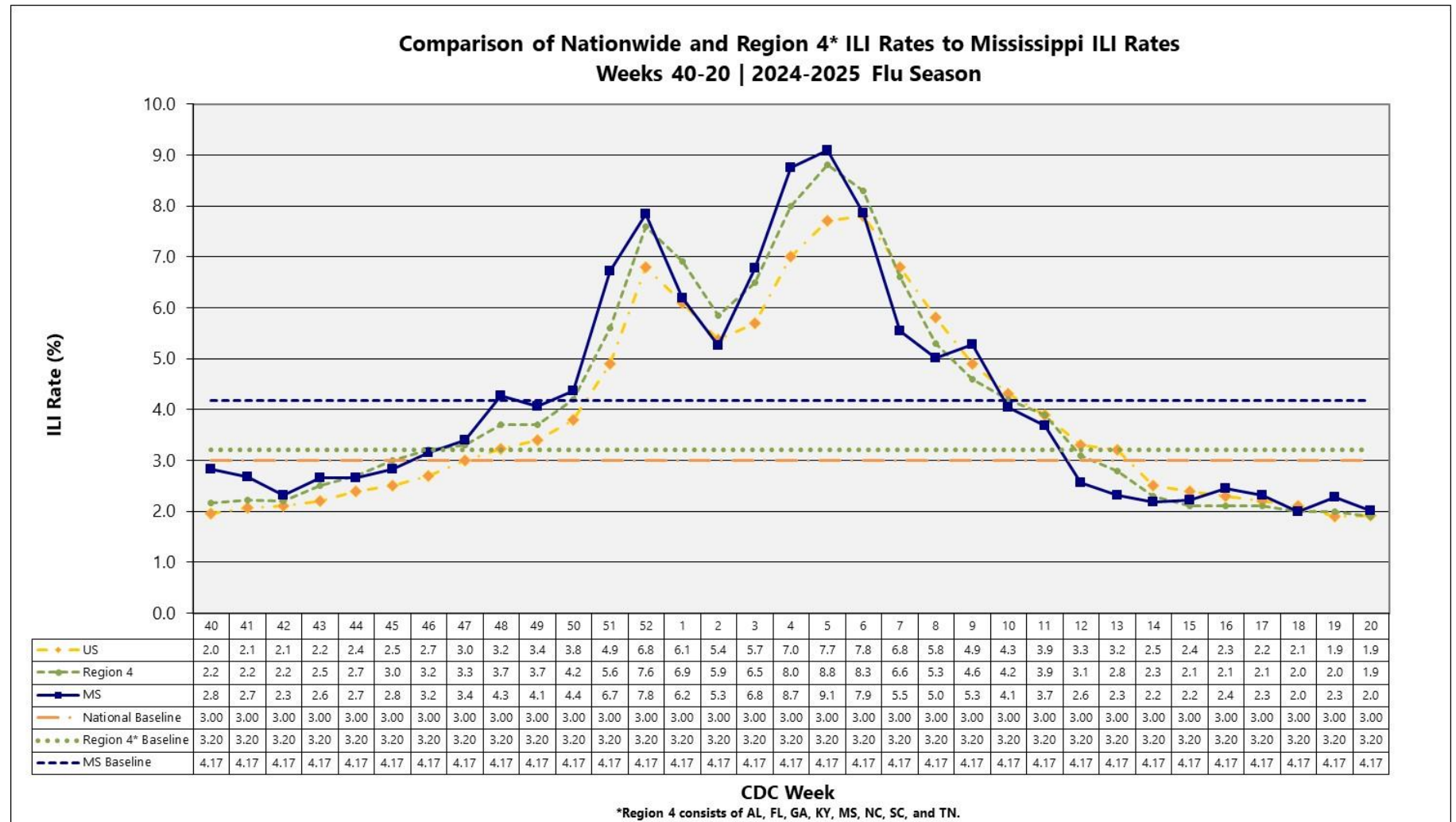


Figure 10

