

# PONTOTOC COUNTY WEEKLY COVID-19 SNAPSHOT

WEEK ENDING FEBRUARY 26, 2022



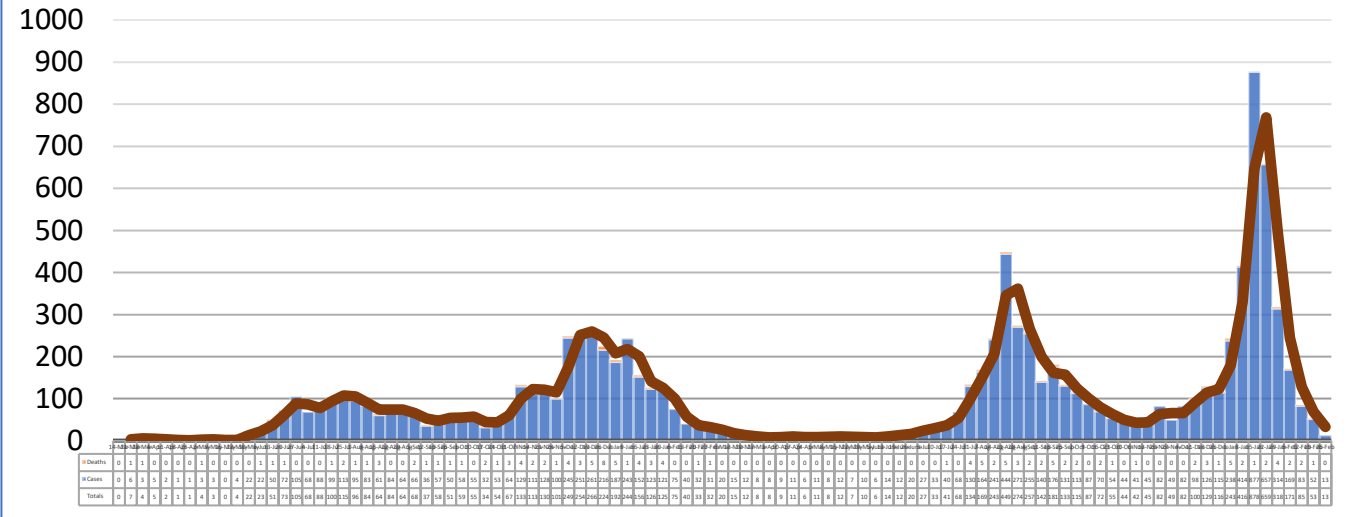
**Total Cases**  
**10,238**

**Total Deaths**  
**136**

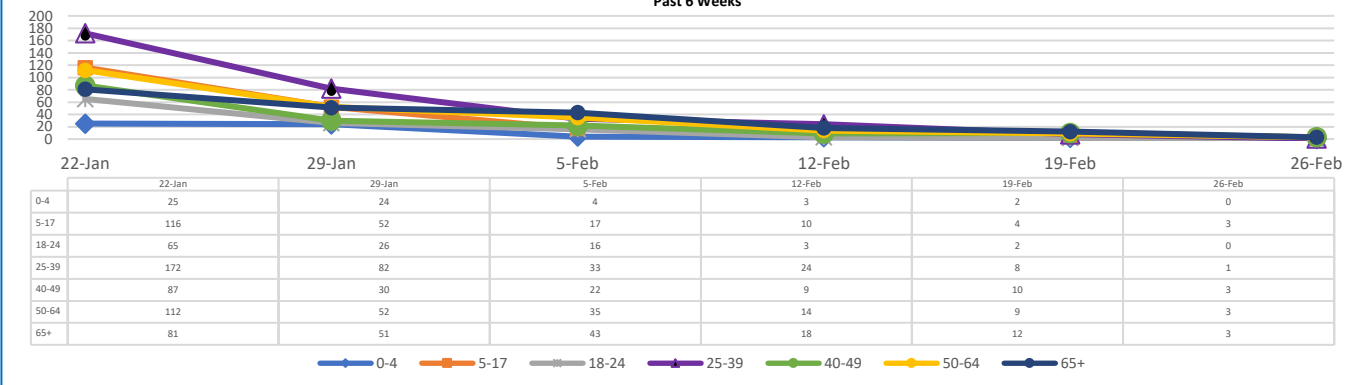
**Total Incidence**  
(cases per 100,000)  
**31820.7**

**\*For the current COVID-19 County-Level of Community Transmission, see below**

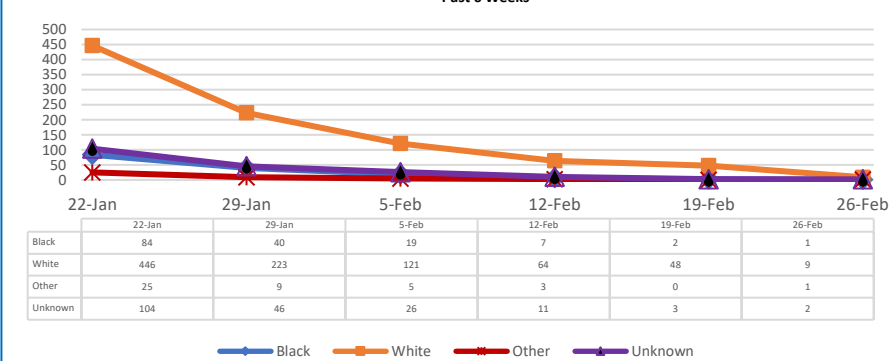
## \*\*Total Cases and Deaths, Through February 26, 2022



## Total Cases, By Age Past 6 Weeks



## Total Cases, By Race Past 6 Weeks



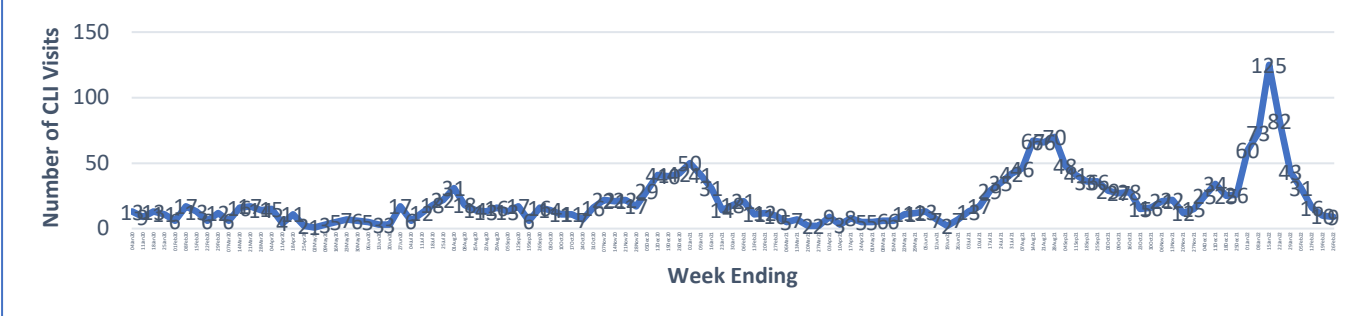
## 2/20/2022 – 2/26/2022

# Cases via Suspected Community Transmission	13
# Cases via Outbreaks	0

### Outbreak Explanation

During the week of 2/20-2/26, there were no cases/patients associated with an outbreak.

## COVID-19-Like Illness (CLI) Visits Pontotoc County, Mississippi Jan. 04, 2020 - Feb. 26, 2022



\*Website Link for COVID-19 County-Level Community Transmission Rates:

<https://covid.cdc.gov/covid-data-tracker/#county-view>