

PONTOTOC COUNTY WEEKLY COVID-19 SNAPSHOT



WEEK ENDING FEBRUARY 19, 2022

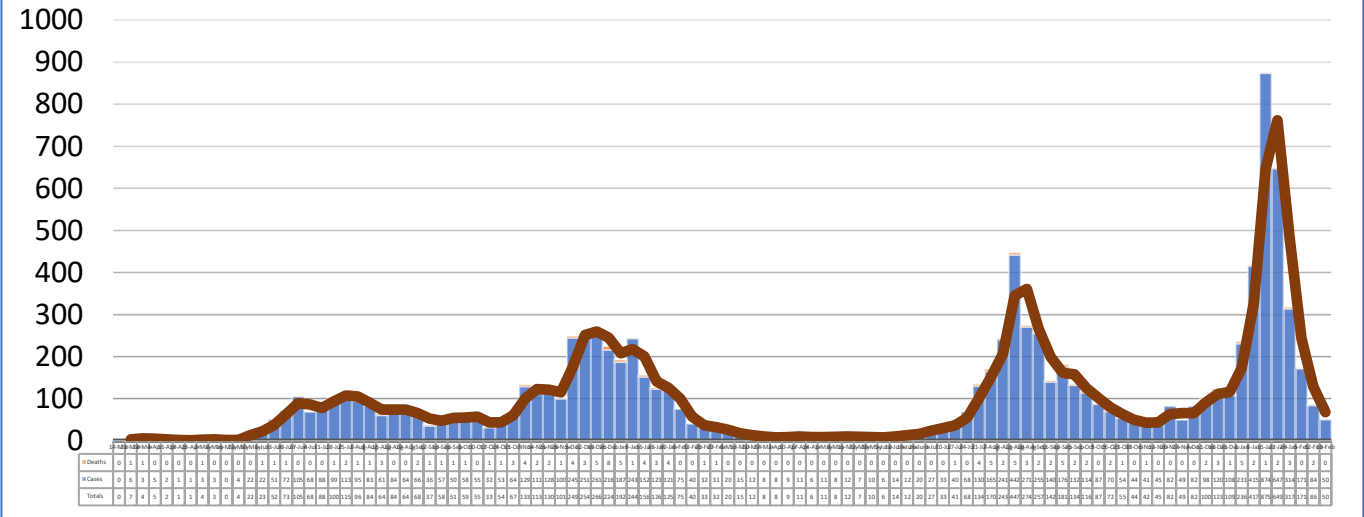
Total Cases
10,191

Total Deaths
131

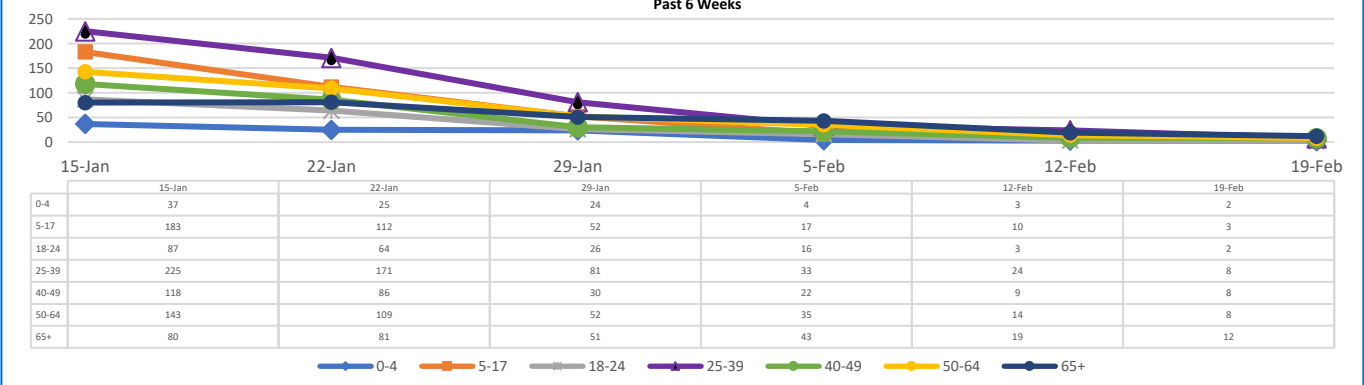
Total Incidence
(cases per 100,000)
31674.6

***For the current COVID-19 County-Level of Community Transmission, see below**

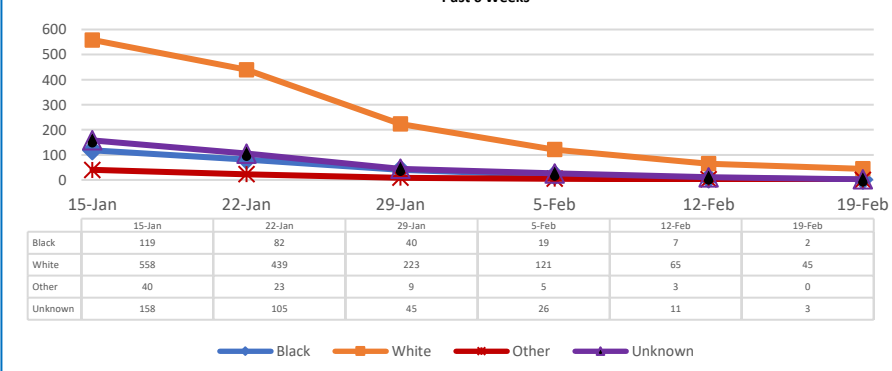
**Total Cases and Deaths, Through February 19, 2022



Total Cases, By Age Past 6 Weeks



Total Cases, By Race Past 6 Weeks



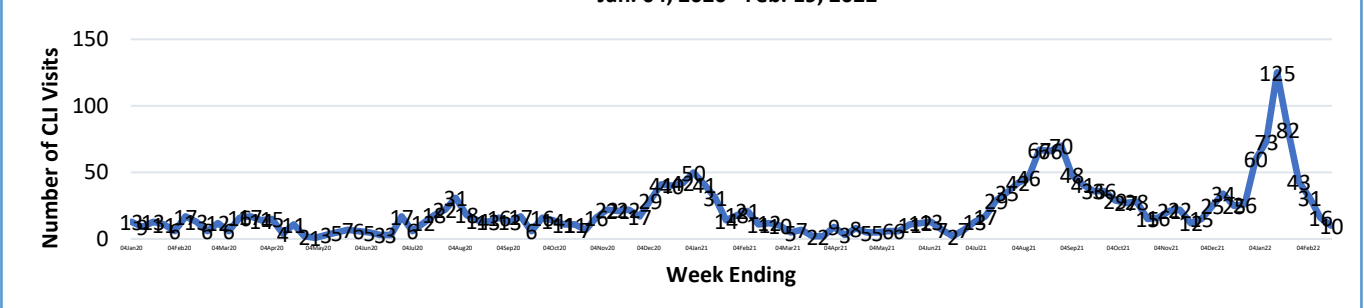
2/13/2022-2/19/2022

# Cases via Suspected Community Transmission	49
# Cases via Outbreaks	1

Outbreak Explanation

During the week of 2/13-2/19, one (1) case/patient was associated with an outbreak at a Long-Term Care Facility (LTCF).

COVID-19-Like Illness (CLI) Visits Pontotoc County, Mississippi Jan. 04, 2020 - Feb. 19, 2022



*Website Link for COVID-19 County-Level Community Transmission Rates:

<https://covid.cdc.gov/covid-data-tracker/#county-view>