

# LOWNDES COUNTY WEEKLY COVID-19 SNAPSHOT

WEEK ENDING FEBRUARY 19, 2022



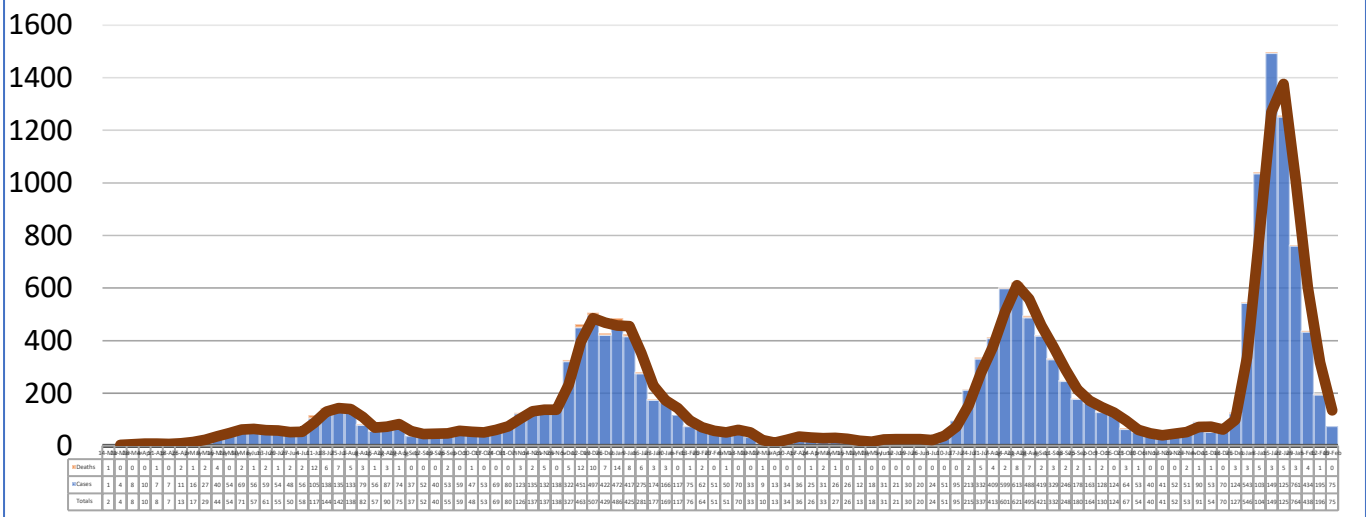
**Total Cases**  
**17,405**

**Total Deaths**  
**225**

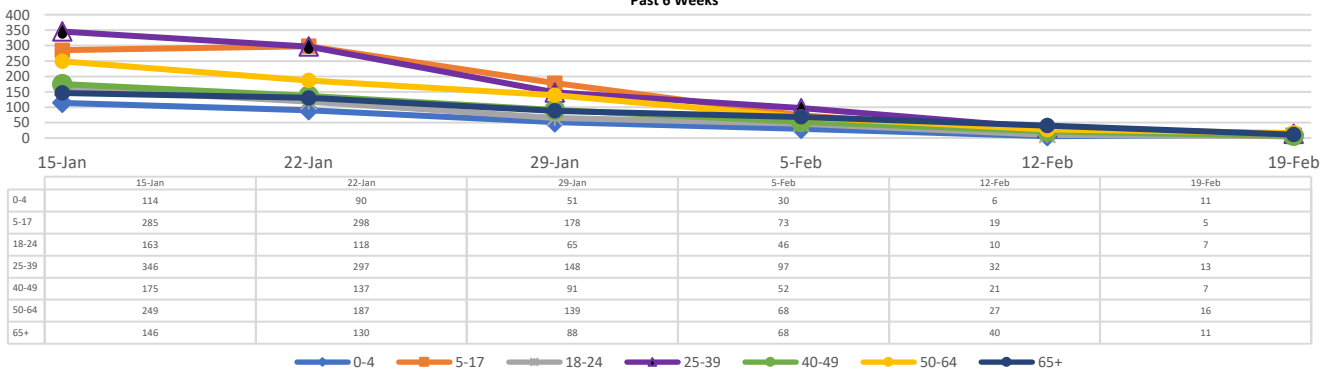
**Total Incidence**  
(cases per 100,000)  
**29703.9**

**\*For the current COVID-19 County-Level of Community Transmission, see below**

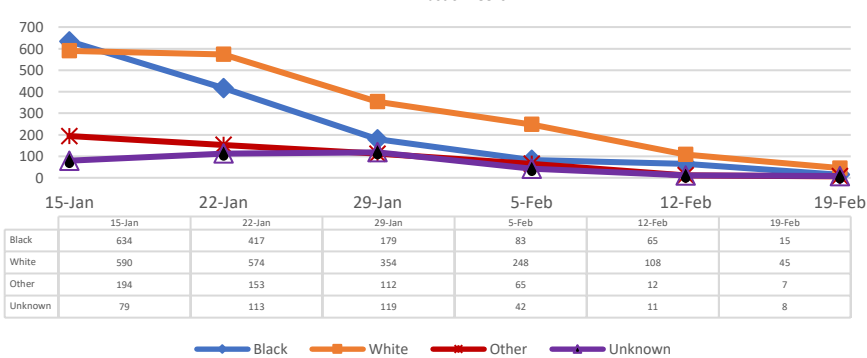
## \*\*Total Cases and Deaths, Through February 19, 2022



### Total Cases, By Age Past 6 Weeks



### Total Cases, By Race Past 6 Weeks



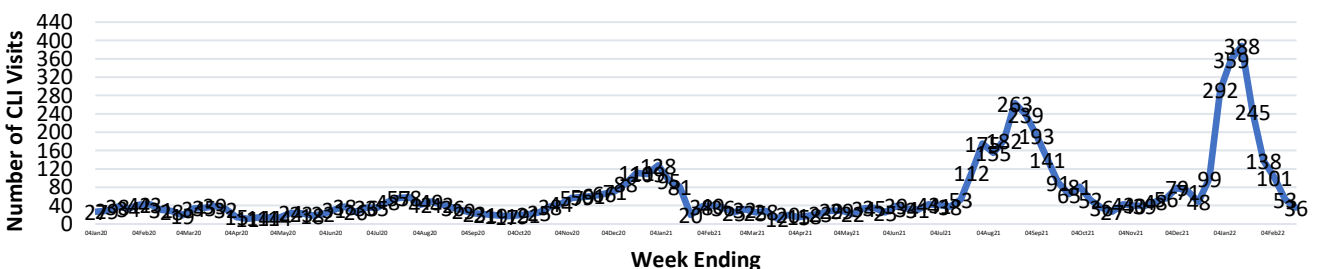
### 2/13/2022-2/19/2022

# Cases via Suspected Community Transmission	74
# Cases via Outbreaks	1

#### Outbreak Explanation

During the week of 2/13-2/19, one (1) case/patient was associated with an outbreak at a Long-Term Care Facility (LTCF).

### COVID-19-Like Illness (CLI) Visits Lowndes County, Mississippi Jan. 04, 2020 - Feb. 19, 2022



\*Website Link for current COVID-19 County-Level of Community Transmission:  
<https://covid.cdc.gov/covid-data-tracker/#county-view>