

PONTOTOC COUNTY WEEKLY COVID-19 SNAPSHOT

WEEK ENDING FEBRUARY 05, 2022



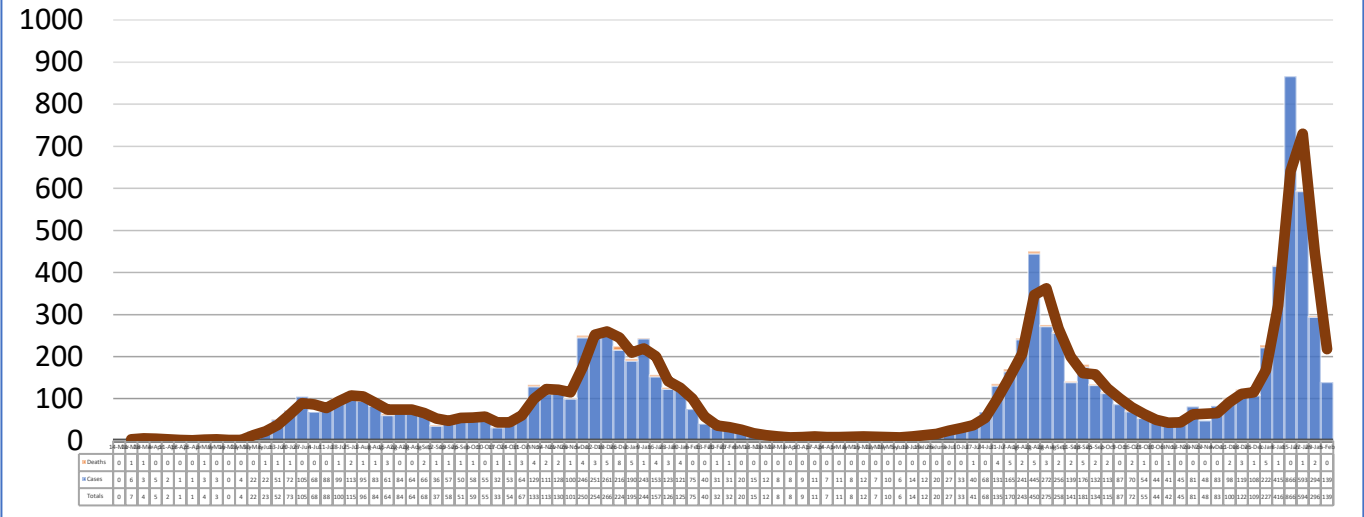
Total Cases
9,935

Total Deaths
125

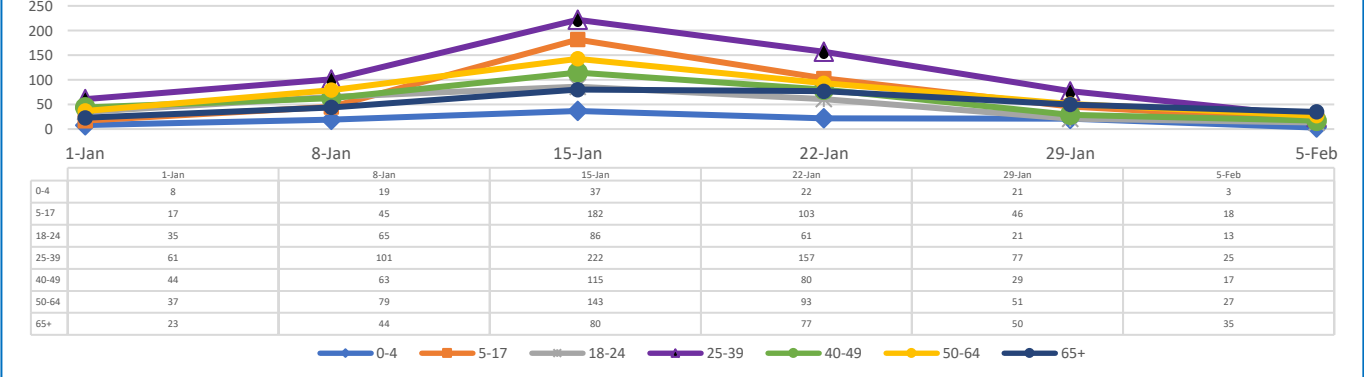
Total Incidence
(cases per 100,000)
30879.0

***For the current COVID-19 County-Level of Community Transmission, see below**

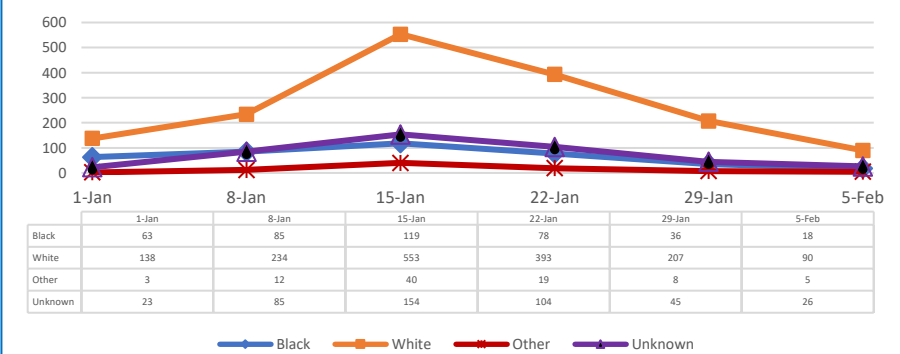
**Total Cases and Deaths, Through February 05, 2022



Total Cases, By Age Past 6 Weeks



Total Cases, By Race Past 6 Weeks



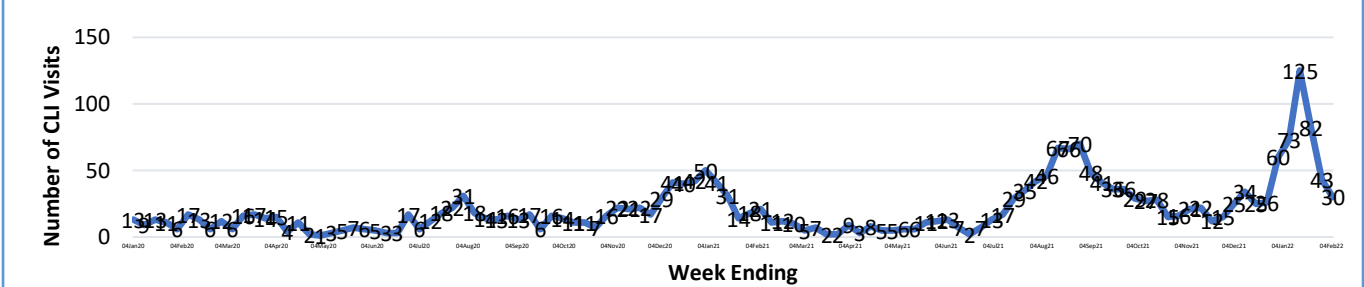
1/30/2022-2/5/2022

# Cases via Suspected Community Transmission	135
# Cases via Outbreaks	4

Outbreak Explanation

During the week of 1/30-2/5, four (4) cases/patients were associated with an outbreak at Long-Term Care Facilities (LTCF).

COVID-19-Like Illness (CLI) Visits Pontotoc County, Mississippi Jan. 04, 2020 - Feb. 05, 2022



*Website Link for COVID-19 County-Level Community Transmission Rates:
<https://covid.cdc.gov/covid-data-tracker/#county-view>