

# PONTOTOC COUNTY WEEKLY COVID-19 SNAPSHOT



WEEK ENDING JANUARY 22, 2022

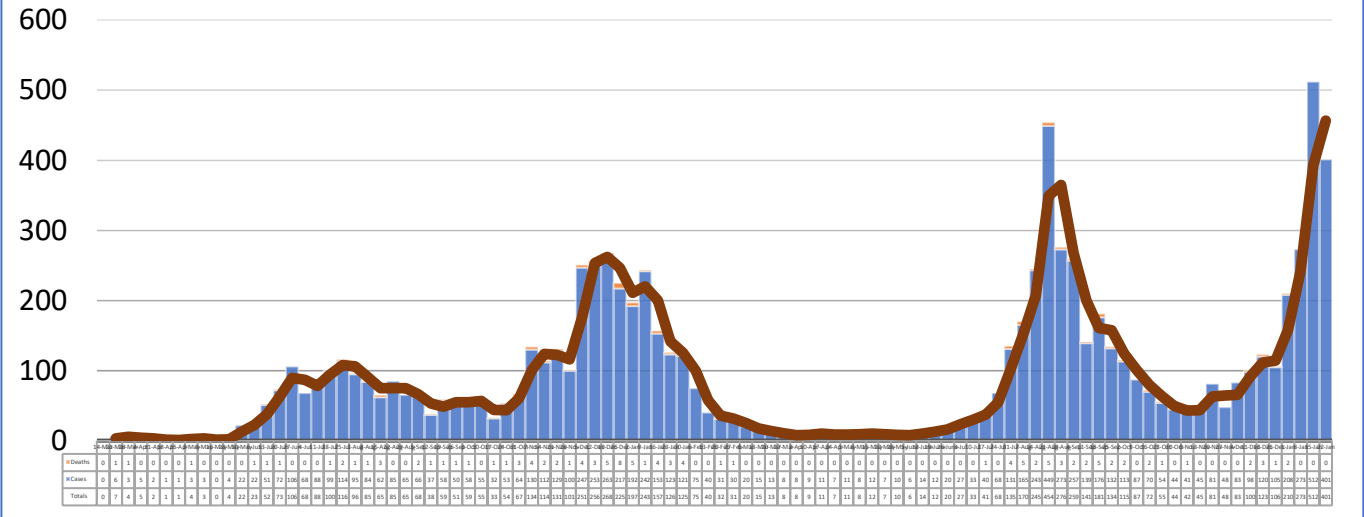
**Total Cases**  
**8,817**

**Total Deaths**  
**118**

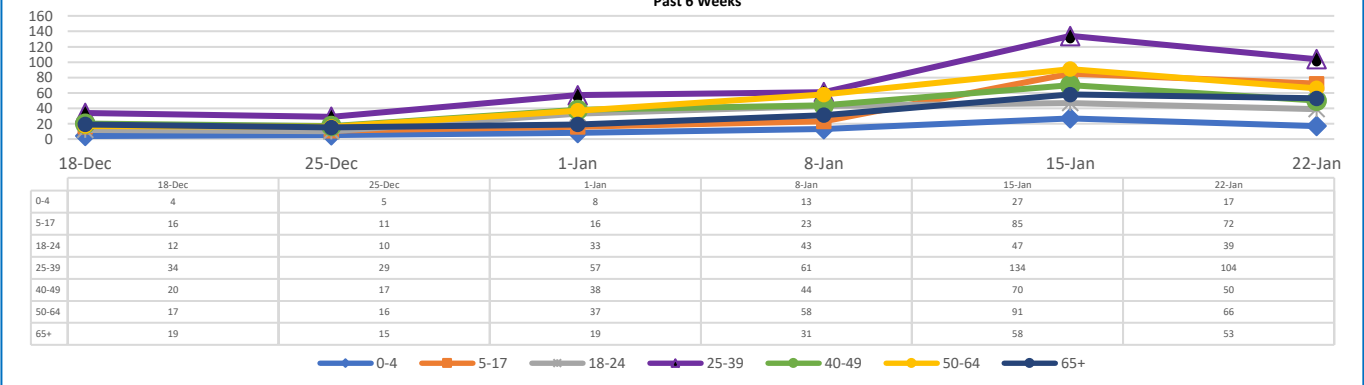
**Total Incidence**  
(cases per 100,000)  
**27404.1**

**\*For the current COVID-19 County-Level of Community Transmission, see below**

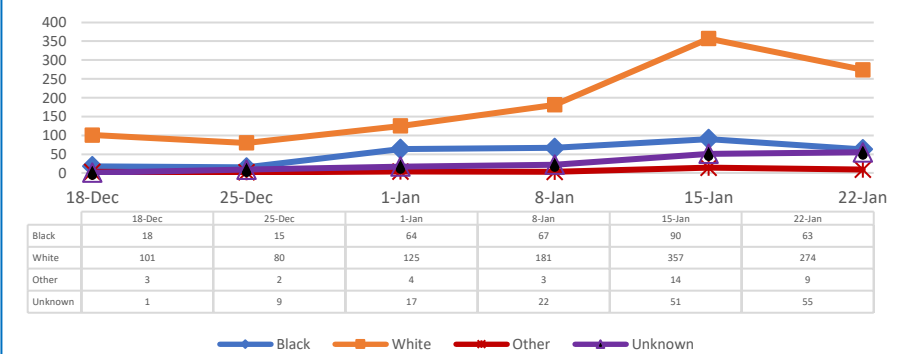
## \*\*Total Cases and Deaths, Through January 22, 2022



### Total Cases, By Age Past 6 Weeks



### Total Cases, By Race Past 6 Weeks



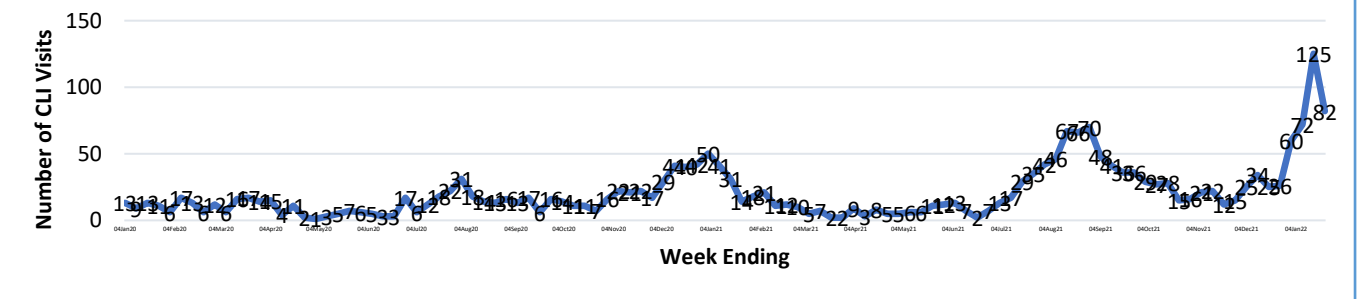
### 1/16/2022-1/22/2022

# Cases via Suspected Community Transmission	376
# Cases via Outbreaks	25

#### Outbreak Explanation

During the week of 1/16-1/22, twenty (20) cases/patients were associated with an outbreak at Long-Term Care Facilities (LTCF); five (5) cases were associated with outbreaks at residential care facilities.

### COVID-19-Like Illness (CLI) Visits Pontotoc County, Mississippi Jan. 04, 2020 - Jan. 22, 2022



\*Website Link for COVID-19 County-Level Community Transmission Rates:  
<https://covid.cdc.gov/covid-data-tracker/#county-view>