

# LOWNDES COUNTY WEEKLY COVID-19 SNAPSHOT

WEEK ENDING JANUARY 15, 2022



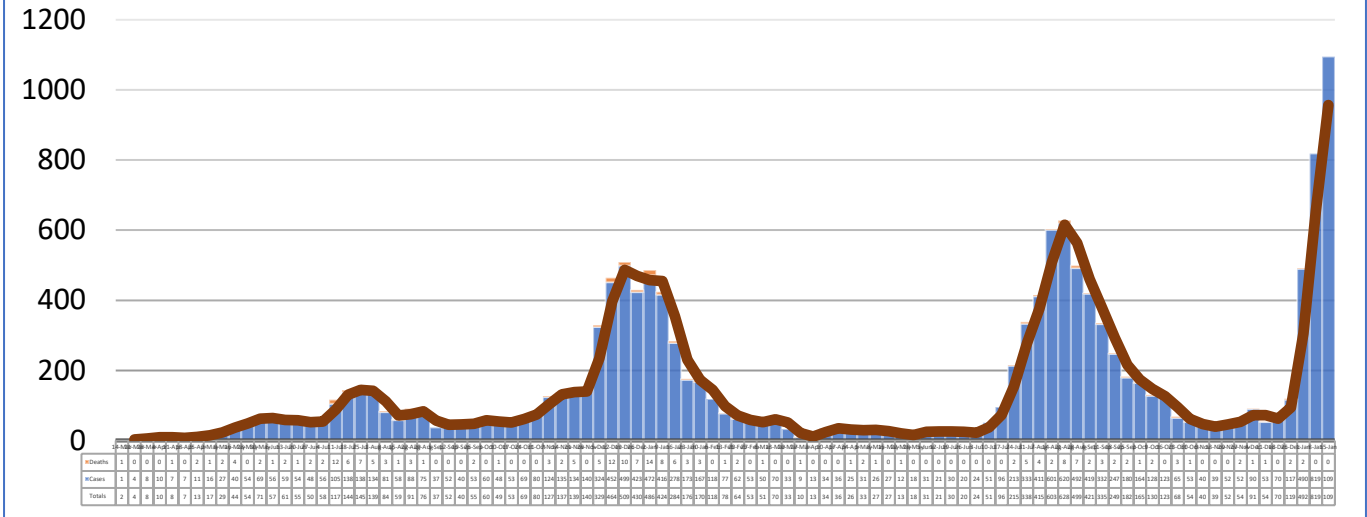
**Total Cases**  
**14,043**

**Total Deaths**  
**202**

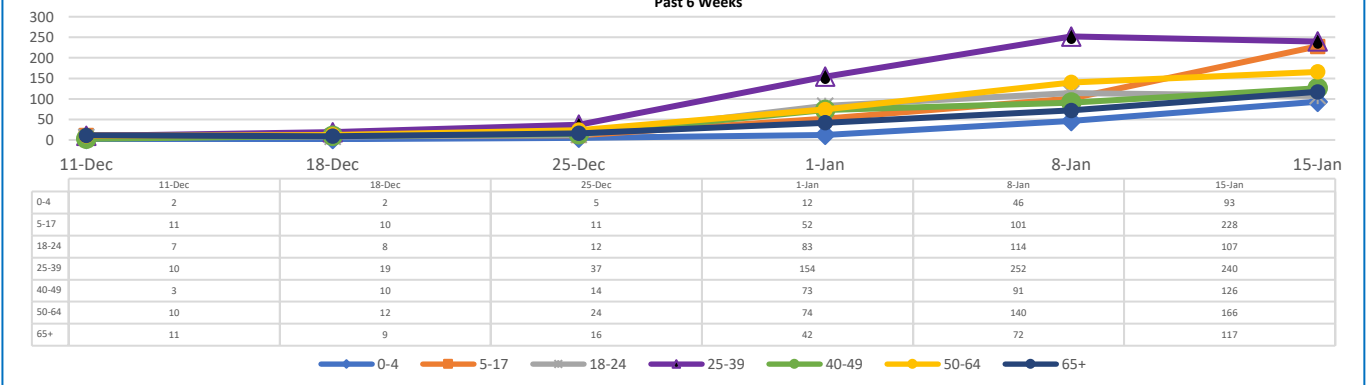
**Total Incidence**  
(cases per 100,000)  
**23966.2**

**\*For the current COVID-19 County-Level of Community Transmission, see below**

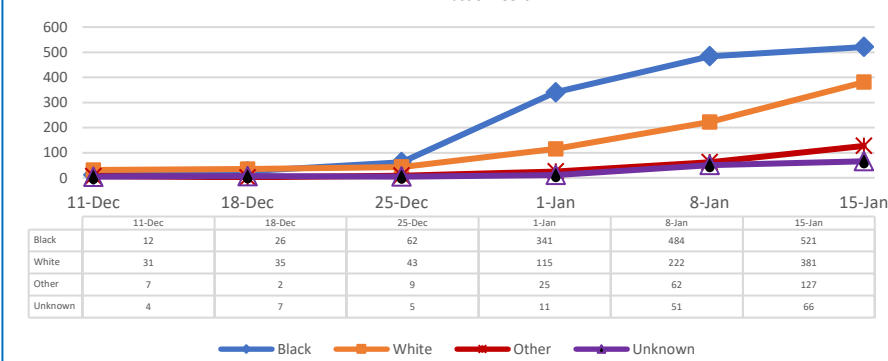
## \*\*Total Cases and Deaths, Through January 15, 2022



### Total Cases, By Age Past 6 Weeks



### Total Cases, By Race Past 6 Weeks



### 1/9/2022 – 1/15/2022

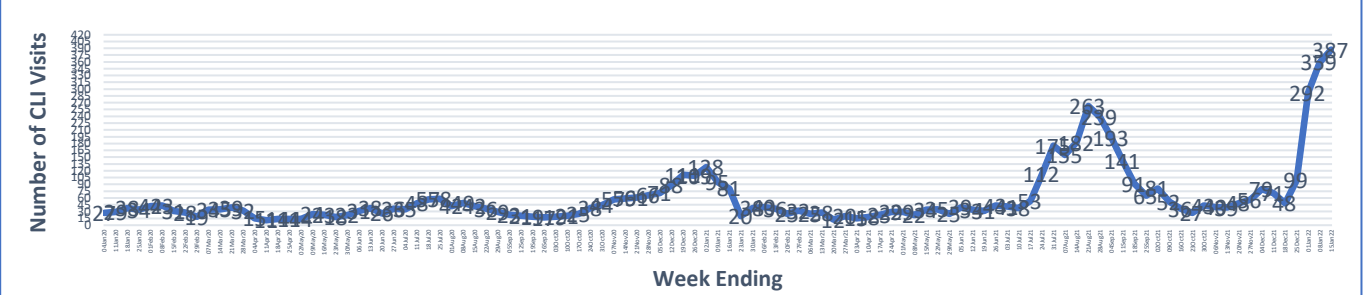
# Cases via Suspected Community Transmission: **1069**

# Cases via Outbreaks: **26**

#### Outbreak Explanation

During the week of 1/9-1/15, 26 cases/patients were associated with outbreaks in Long-Term Care Facilities (LTCF).

### COVID-19-Like Illness (CLI) Visits Lowndes County, Mississippi Jan. 04, 2020 - Jan. 15, 2022



\*Website Link for current COVID-19 County-Level of Community Transmission:  
<https://covid.cdc.gov/covid-data-tracker/#county-view>