

PONTOTOC COUNTY WEEKLY COVID-19 SNAPSHOT

WEEK ENDING JANUARY 1, 2022



Total Cases

7597

Total Deaths

113

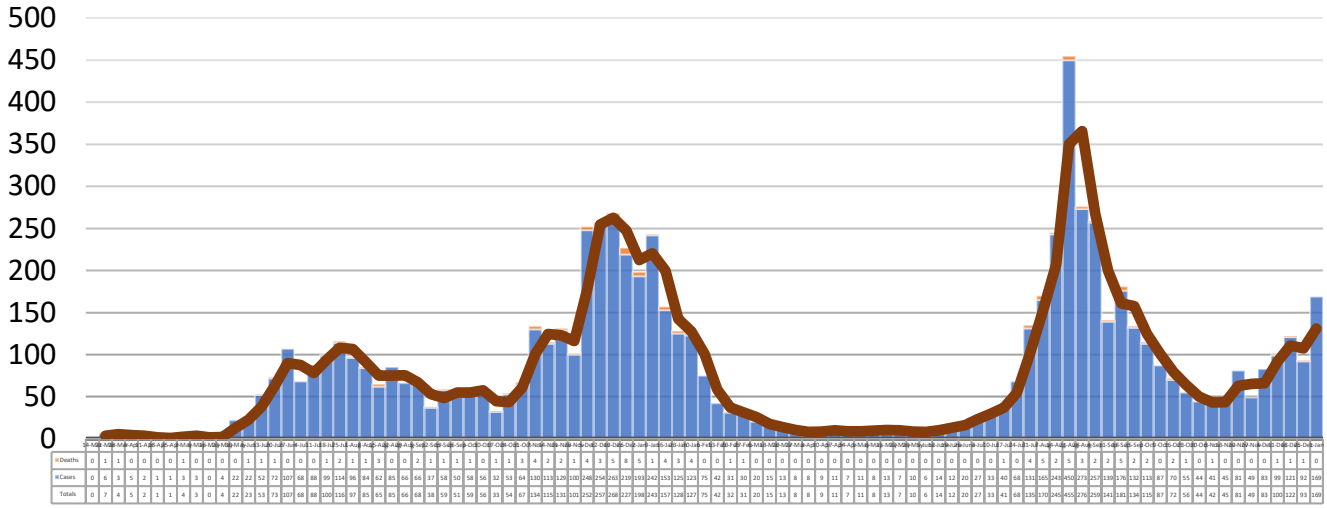
Total Incidence

(cases per 100,000)

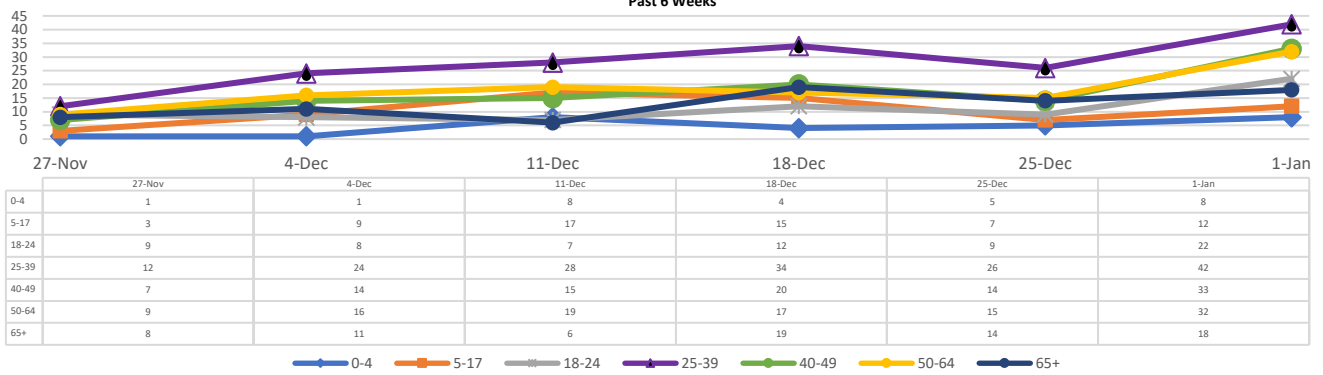
23612.2

*For the current COVID-19 County-Level of Community Transmission, see below

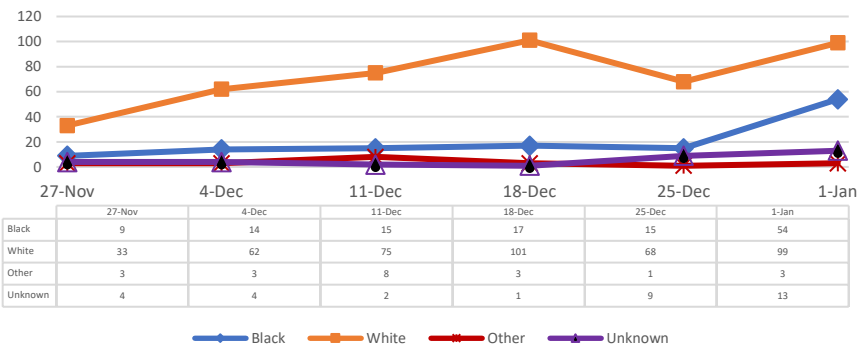
**Total Cases and Deaths, Through January 1, 2022



Total Cases, By Age Past 6 Weeks



Total Cases, By Race Past 6 Weeks



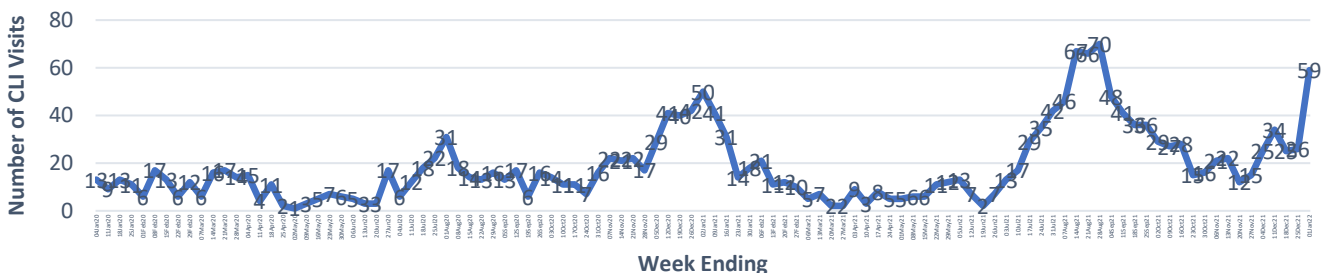
12/26/2021 – 1/1/2022

# Cases via Suspected Community Transmission	167
# Cases via Outbreaks	2

Outbreak Explanation

During the week of 12/26-1/1, two (2) cases/patients were associated with an outbreak in a residential care facility.

COVID-19-Like Illness (CLI) Visits Pontotoc County, Mississippi Jan. 04, 2020 - Jan. 01, 2022



*Website Link for COVID-19 County-Level Community Transmission Rates:

<https://covid.cdc.gov/covid-data-tracker/#county-view>