

SUNFLOWER COUNTY WEEKLY COVID-19 SNAPSHOT

WEEK ENDING DECEMBER 18, 2021



Total Cases

4383

Total Deaths

106

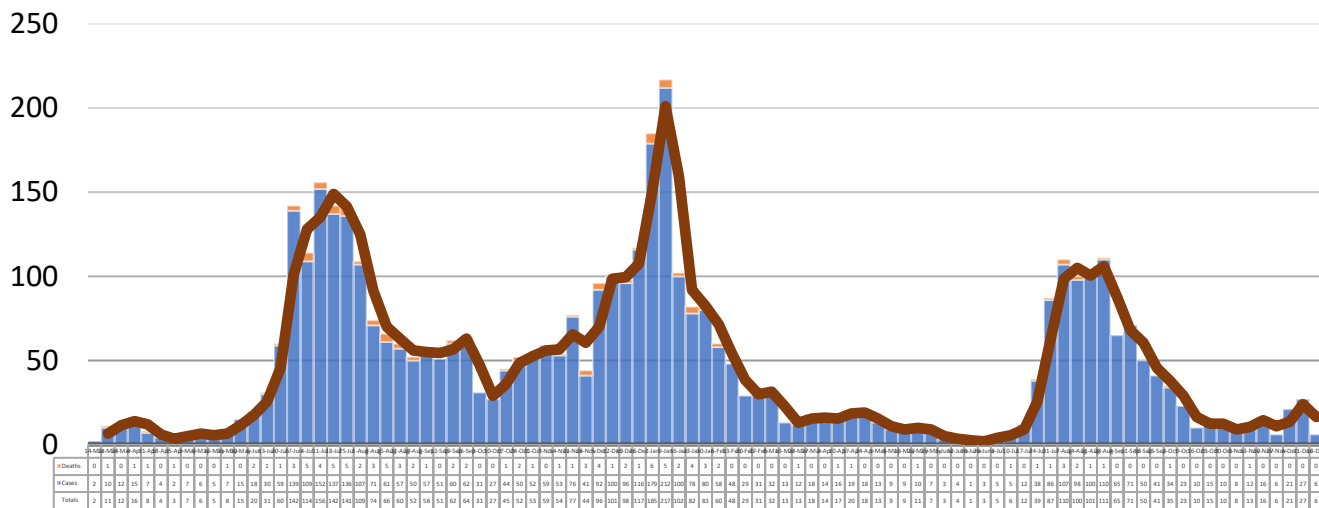
Total Incidence

(cases per 100,000)

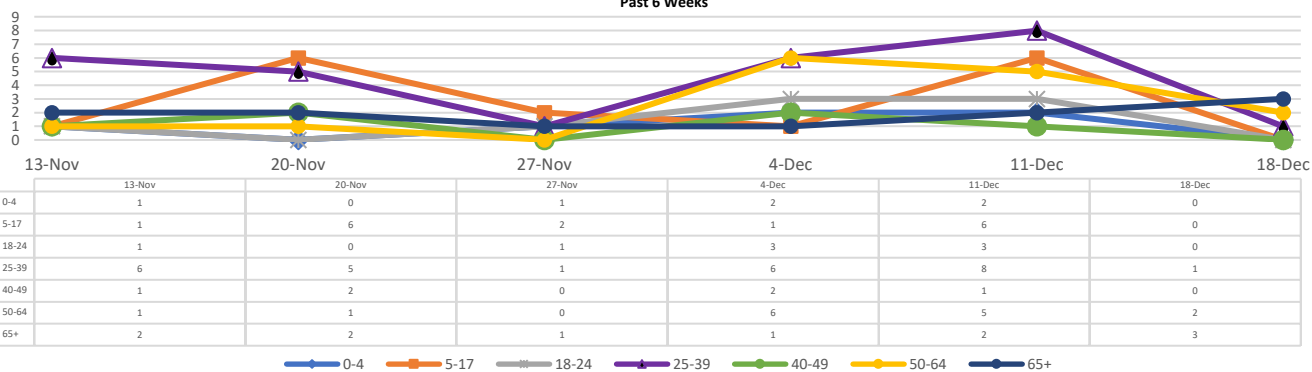
17455.2

***For the current COVID-19 County-Level of Community Transmission, see below**

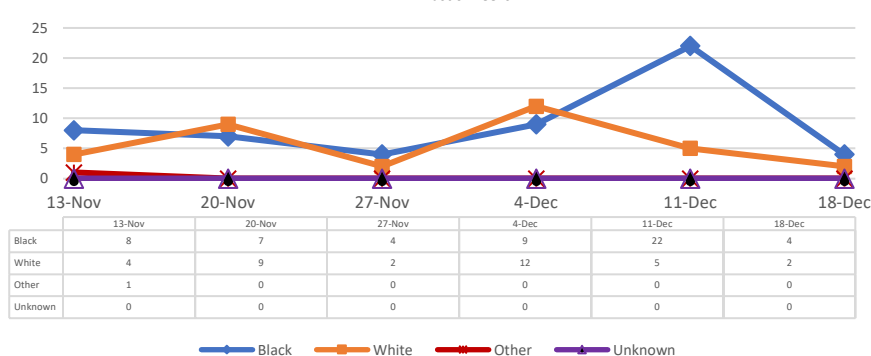
**Total Cases and Deaths, Through December 18, 2021



Total Cases, By Age Past 6 Weeks



Total Cases, By Race Past 6 Weeks



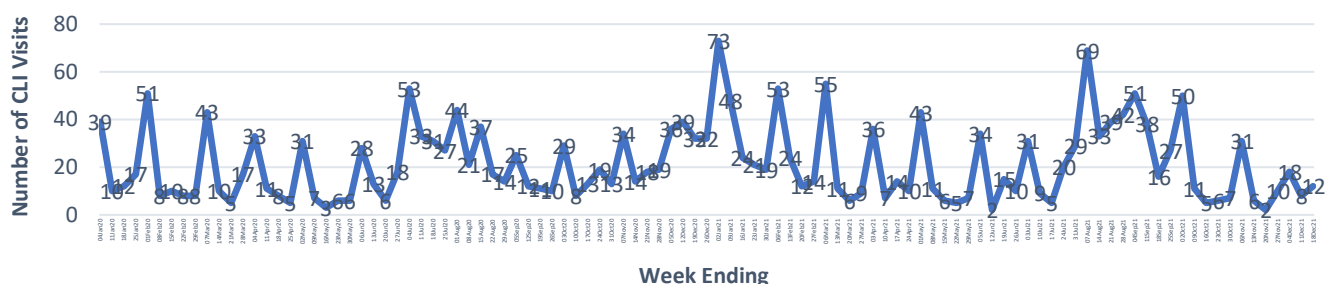
12/12/2021 – 12/18/2021

| | |
|--|---|
| # Cases via Suspected Community Transmission | 6 |
| # Cases via Outbreaks | 0 |

Outbreak Explanation

During the week of 12/12-12/18, there were no cases/patients associated with an outbreak.

COVID-19-Like Illness (CLI) Visits Sunflower County, Mississippi Jan. 04, 2020 - Dec. 18, 2021



*Website Link for COVID-19 County-Level Community Transmission Rates:

<https://covid.cdc.gov/covid-data-tracker/#county-view>