

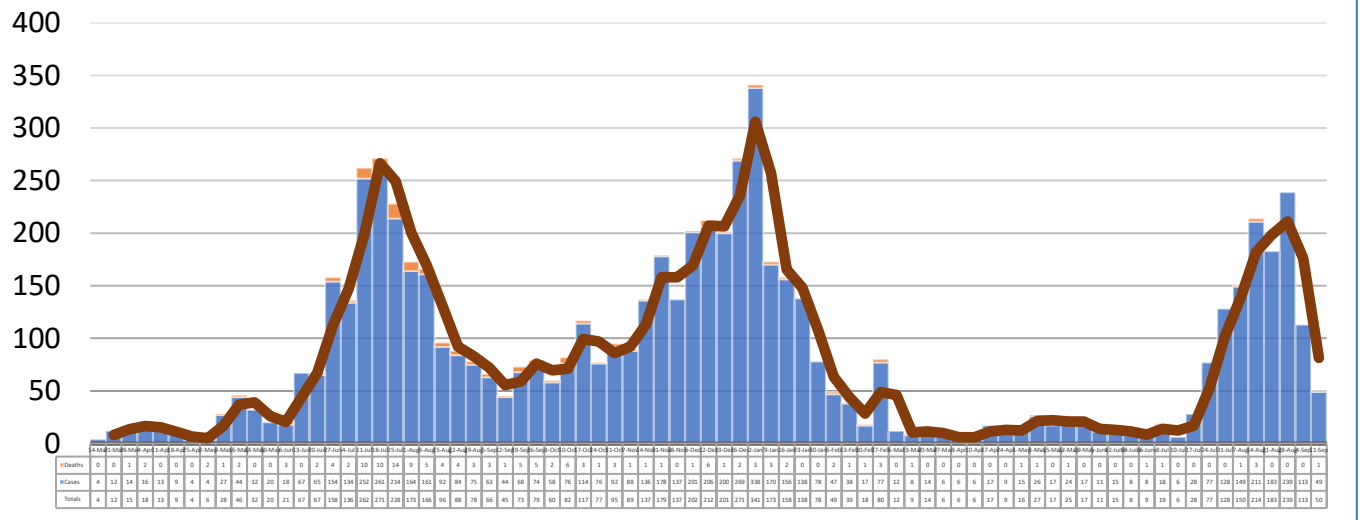
WASHINGTON COUNTY WEEKLY COVID-19 SNAPSHOT

WEEK ENDING SEPTEMBER 11, 2021

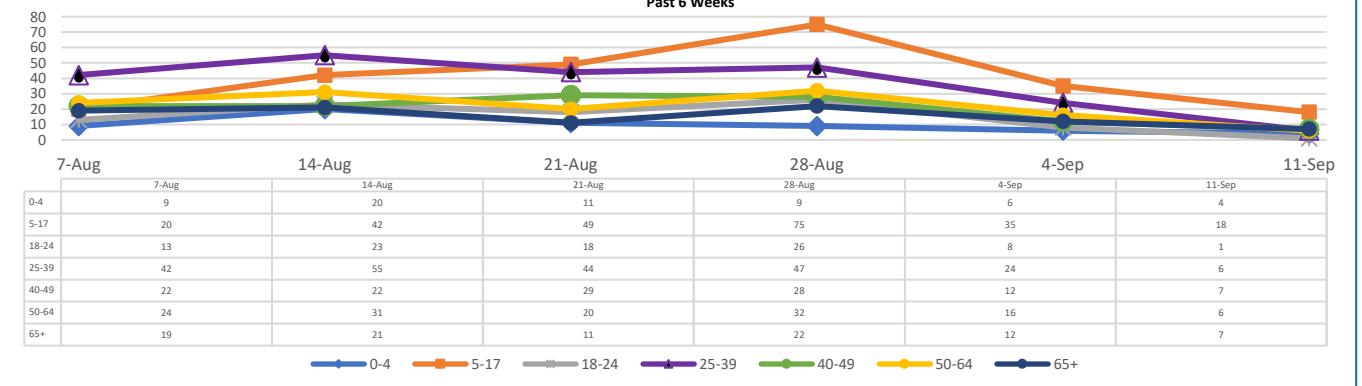


Total Cases 6649	Total Deaths 146	Total Incidence <small>(cases per 100,000)</small> 15142.7	*Test Positivity Rate 17.2% <small>(8/25-9/7)</small>
---	---	--	---

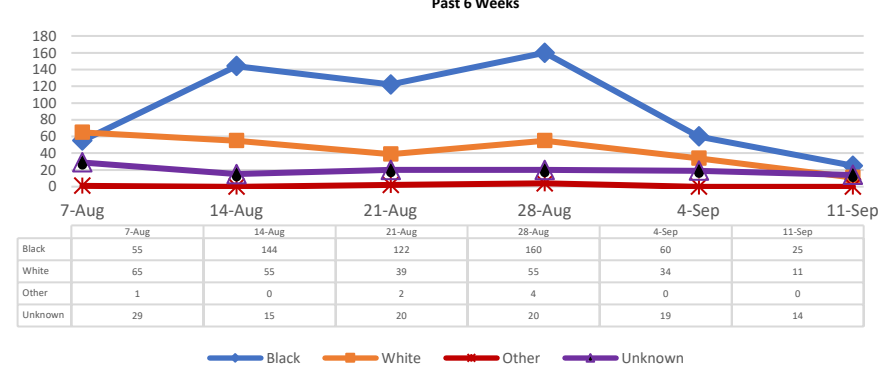
****Total Cases and Deaths, Through September 11, 2021**



Total Cases, By Age Past 6 Weeks



Total Cases, By Race Past 6 Weeks



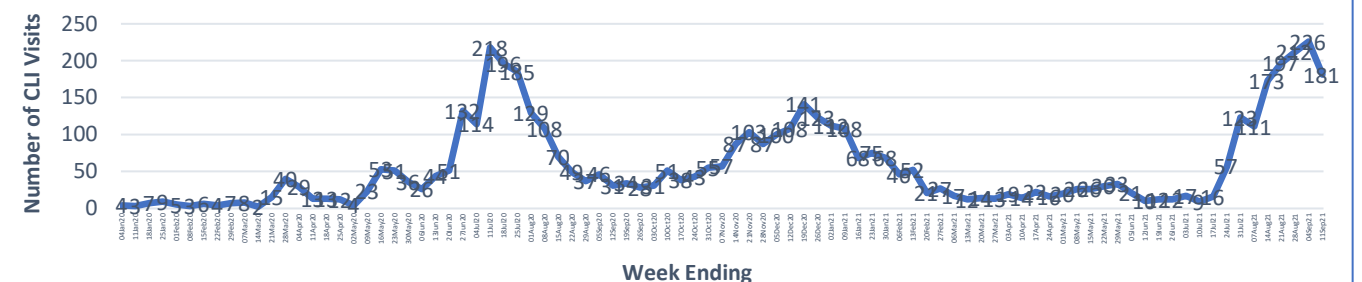
9/5/2021 – 9/11/2021

# Cases via Suspected Community Transmission	47
# Cases via Outbreaks	3

Outbreak Explanation

During the week of 9/5-9/11, three (3) cases/patients were associated with outbreaks in Long-Term Care Facilities (LTCF).

COVID-19-Like Illness (CLI) Visits Washington County, Mississippi Jan. 04, 2020 - Sept. 11, 2021



*Counties with test percent positivity <5.0% or with <20 tests in past 14 days: Green; test percent positivity 5.0%-10.0% or with <500 tests and <2000 tests/100k and >10% positivity over 14 days: Yellow; >10.0% and not meeting the criteria for "Green" or "Yellow": Red. Test positivity is rounded to the nearest tenth of a percent before classifying. Reference: [Centers for Medicare and Medicaid Services](#)

**Provisional Data: Illnesses occurring during the last two weeks may not yet have been reported and/or represented.