

# LEAKE COUNTY WEEKLY COVID-19 SNAPSHOT



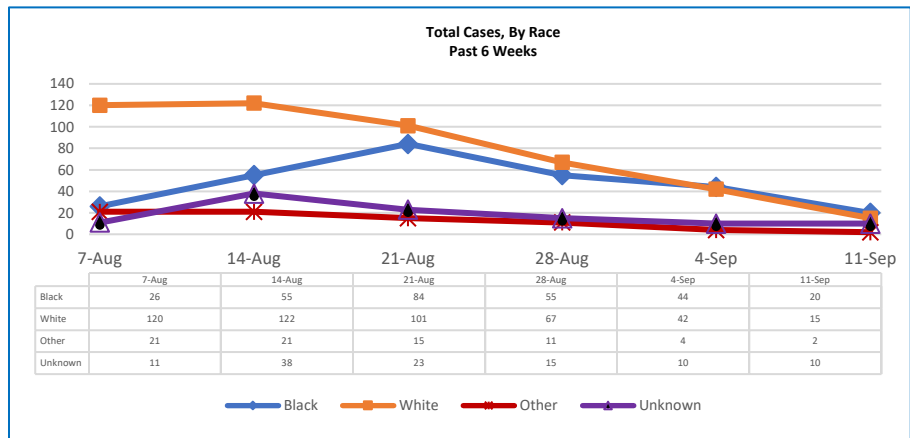
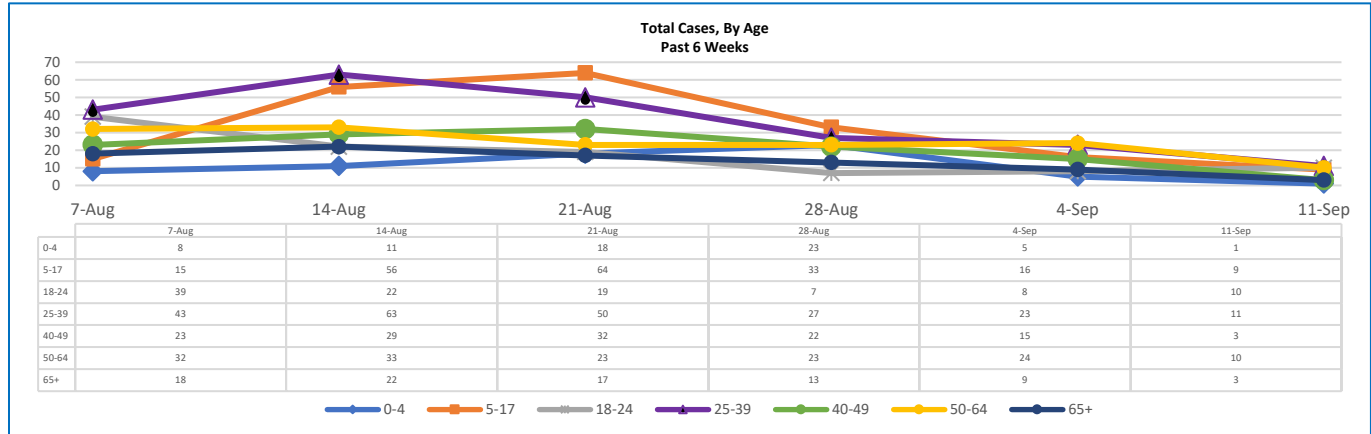
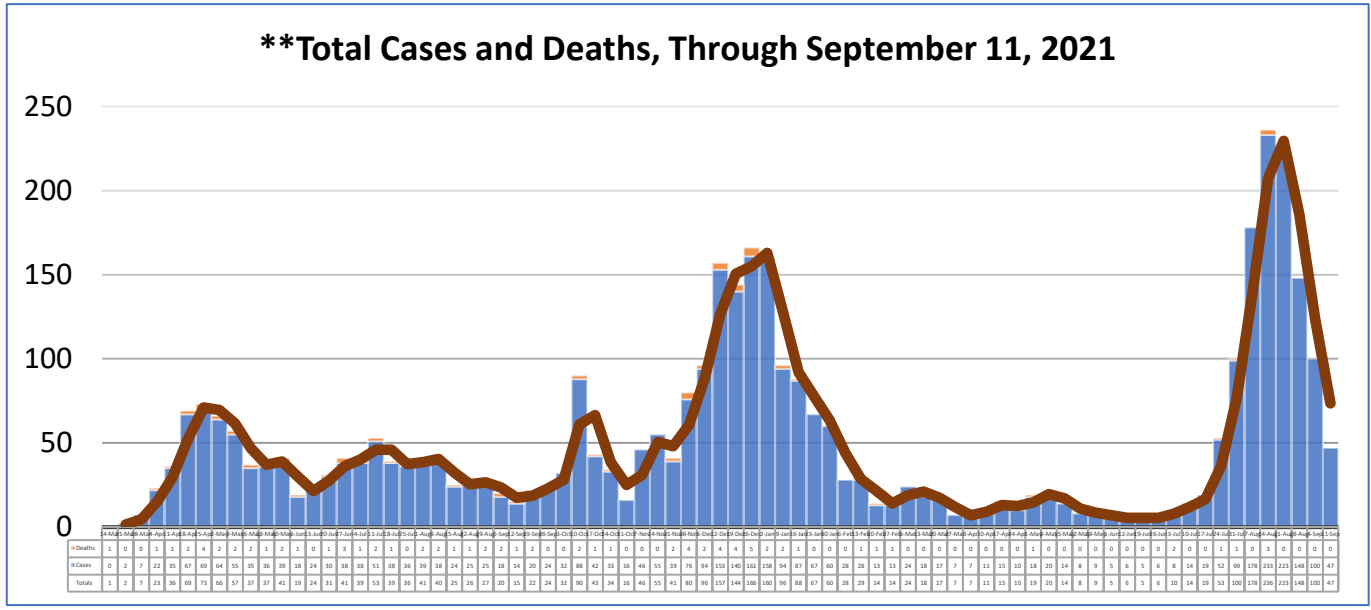
WEEK ENDING SEPTEMBER 11, 2021

**Total Cases**  
**3856**

**Total Deaths**  
**81**

**Total Incidence**  
(cases per 100,000)  
**16922.7**

**\*Test Positivity Rate**  
**23.1%**  
(8/25-9/7)

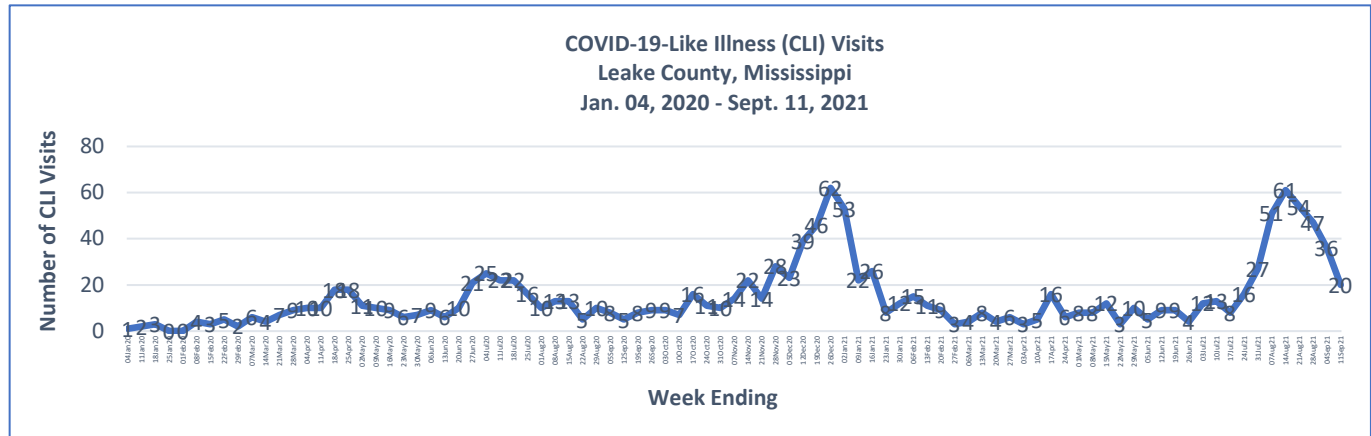


**9/5/2021 – 9/11/2021**

# Cases via Suspected Community Transmission	47
# Cases via Outbreaks	0

**Outbreak Explanation**

During the week of 9/5-9/11, there were no cases/patients associated with an outbreak.



\*Counties with test percent positivity <5.0% or with <20 tests in past 14 days: Green; test percent positivity 5.0%-10.0% or with <500 tests and <2000 tests/100k and >10% positivity over 14 days: Yellow; >10.0% and not meeting the criteria for “Green” or “Yellow”: Red. Test positivity is rounded to the nearest tenth of a percent before classifying. Reference: [Centers for Medicare and Medicaid Services](https://www.cms.gov/medicare/coverage/coverage-requirements-and-policy/benefits/2021/benefits-2021.html)

\*\*Provisional Data: Illnesses occurring during the last two weeks may not yet have been reported and/or represented.