

# COAHOMA COUNTY WEEKLY COVID-19 SNAPSHOT

WEEK ENDING SEPTEMBER 11, 2021



Total Cases

3809

Total Deaths

96

Total Incidence

(cases per 100,000)

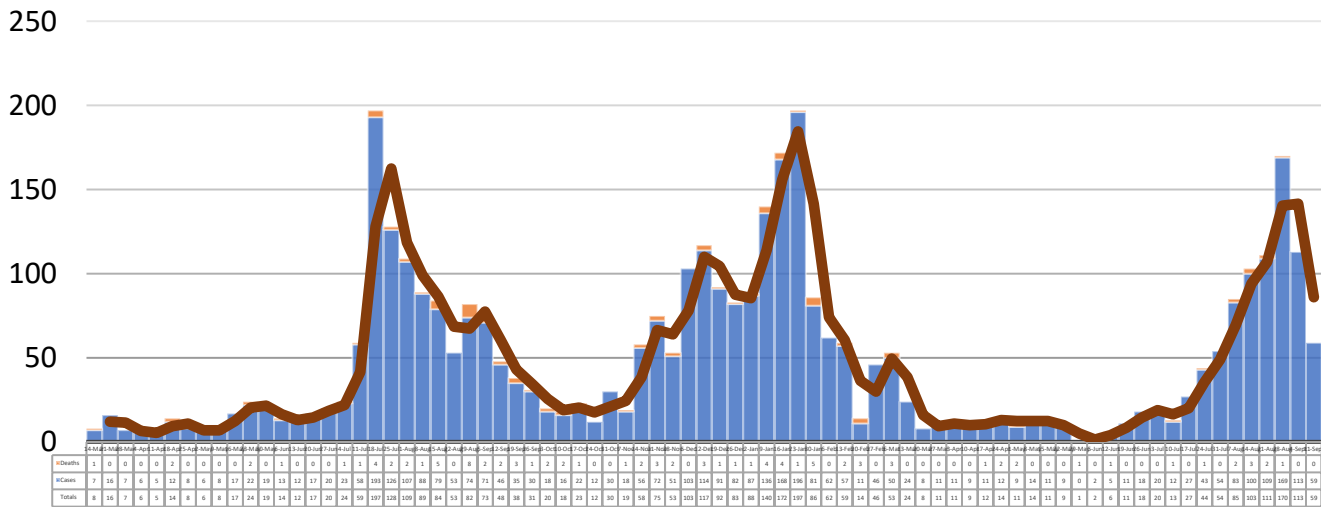
17216.6

\*Test Positivity Rate

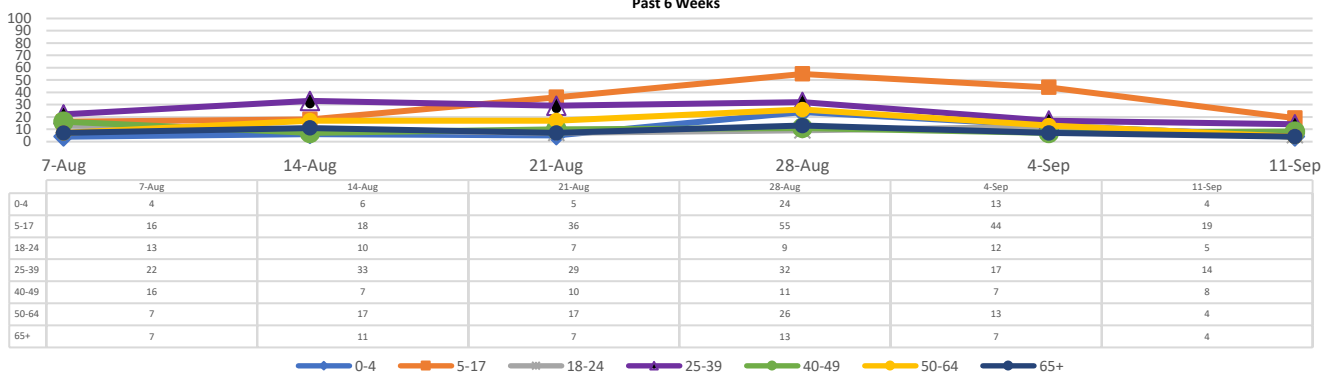
11.9%

(8/25-9/7)

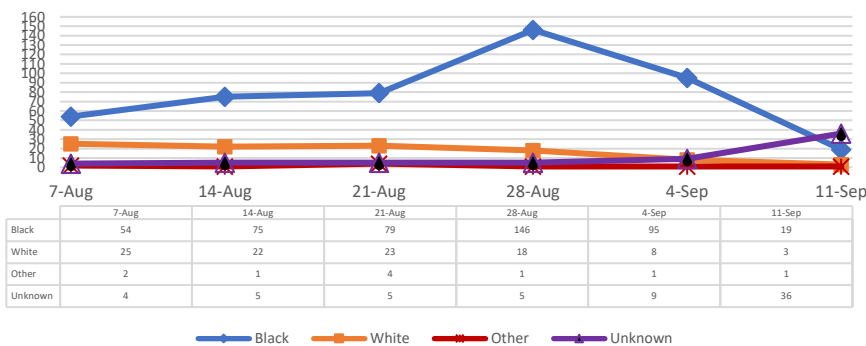
\*\*Total Cases and Deaths, Through September 11, 2021



Total Cases, By Age Past 6 Weeks



Total Cases, By Race Past 6 Weeks



9/5/2021 – 9/11/2021

# Cases via Suspected Community Transmission

59

# Cases via Outbreaks

0

**Outbreak Explanation**

During the week of 9/5-9/11, there were no cases/patients associated with an outbreak.

COVID-19-Like Illness (CLI) Visits  
Coahoma County, Mississippi  
Jan. 04, 2020 - Sept. 11, 2021



\*Counties with test percent positivity <5.0% or with <20 tests in past 14 days: Green; test percent positivity 5.0%-10.0% or with <500 tests and <2000 tests/100k and >10% positivity over 14 days: Yellow; >10.0% and not meeting the criteria for “Green” or “Yellow”: Red. Test positivity is rounded to the nearest tenth of a percent before classifying. Reference: [Centers for Medicare and Medicaid Services](https://www.cms.gov/medicaid-coverage-innovations/medicaid-coverage-innovations)

\*\*Provisional Data: Illnesses occurring during the last two weeks may not yet have been reported and/or represented.