

# STONE COUNTY WEEKLY COVID-19 SNAPSHOT

WEEK ENDING AUGUST 28, 2021



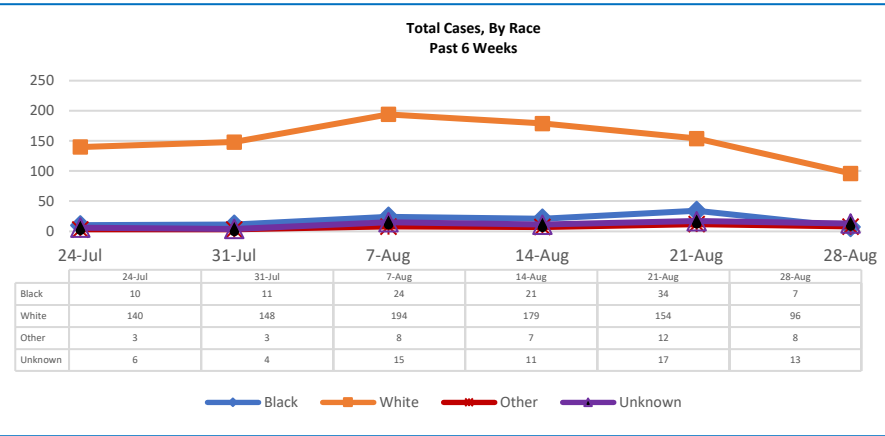
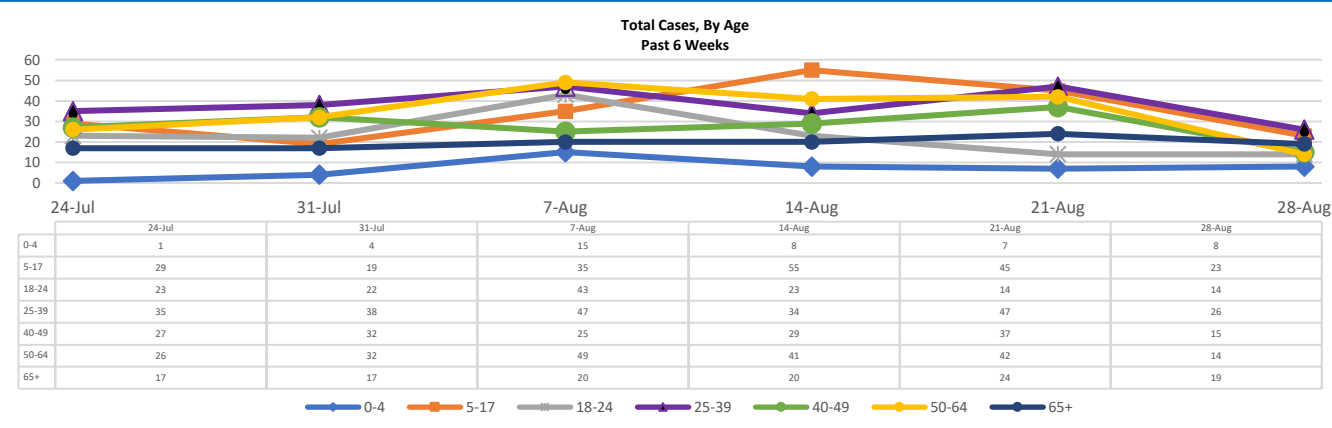
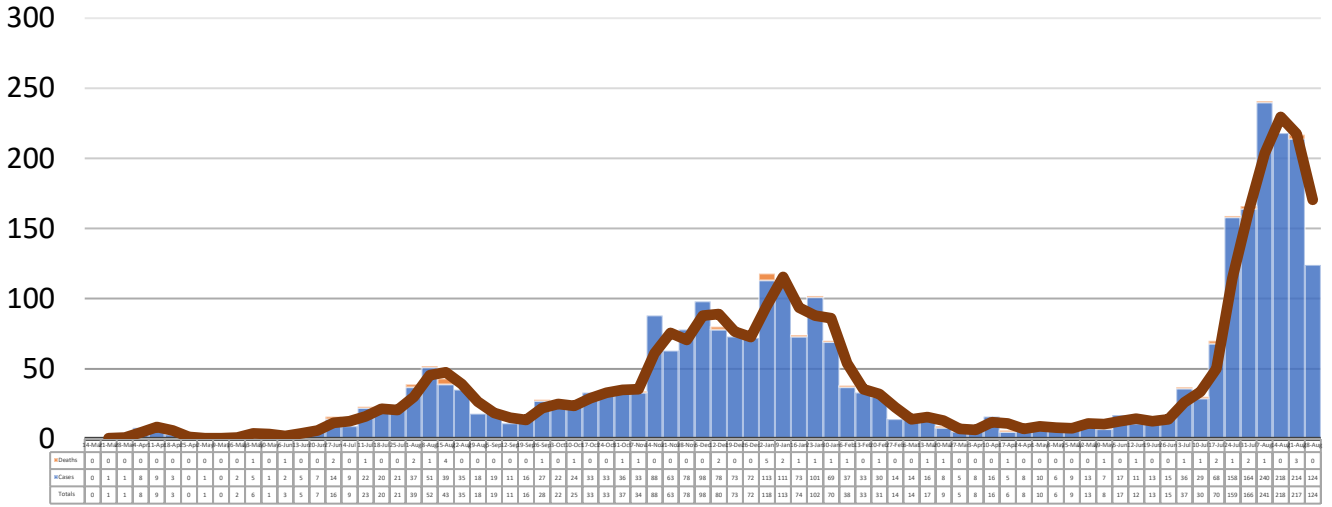
**Total Cases**  
**3174**

**Total Deaths**  
**46**

**Total Incidence**  
(cases per 100,000)  
**17310.2**

**\*Test Positivity Rate**  
**23.2%**  
(8/11-8/24)

## \*\*Total Cases and Deaths, Through August 28, 2021

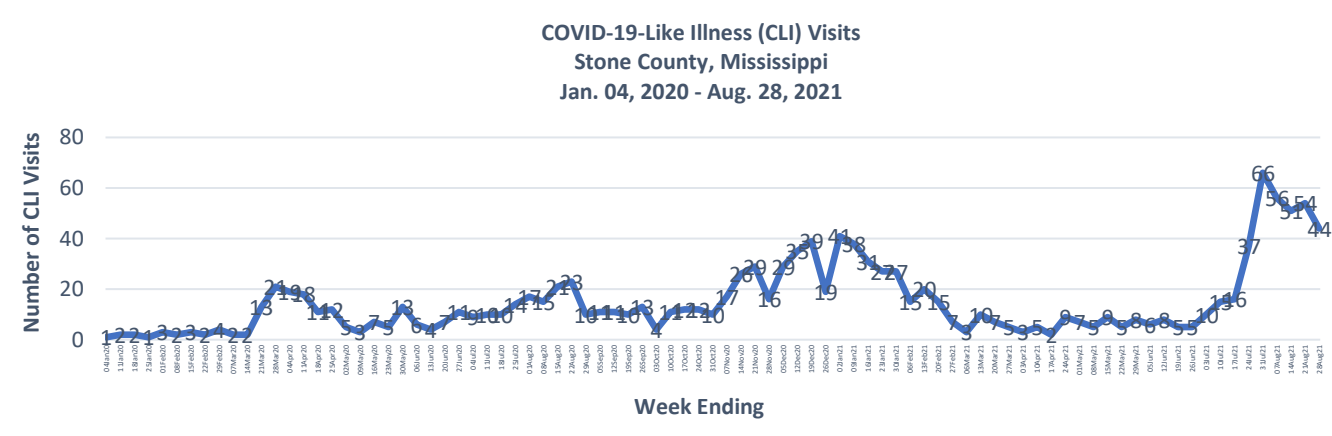


### 8/22/2021 – 8/28/2021

|  |     |
|--|-----|
| # Cases via Suspected Community Transmission | 120 |
| # Cases via Outbreaks                        | 4   |

**Outbreak Explanation**

During the week of 8/22-8/28, four (4) cases/patients were associated with outbreaks in Long-Term Care Facilities (LTCF).



\*Counties with test percent positivity <5.0% or with <20 tests in past 14 days: Green; test percent positivity 5.0%-10.0% or with <500 tests and <2000 tests/100k and >10% positivity over 14 days: Yellow; >10.0% and not meeting the criteria for "Green" or "Yellow": Red. Test positivity is rounded to the nearest tenth of a percent before classifying. Reference: [Centers for Medicare and Medicaid Services](#)

\*\*Provisional Data: Illnesses occurring during the last two weeks may not yet have been reported and/or represented.