

KEMPER COUNTY WEEKLY COVID-19 SNAPSHOT

WEEK ENDING AUGUST 28, 2021



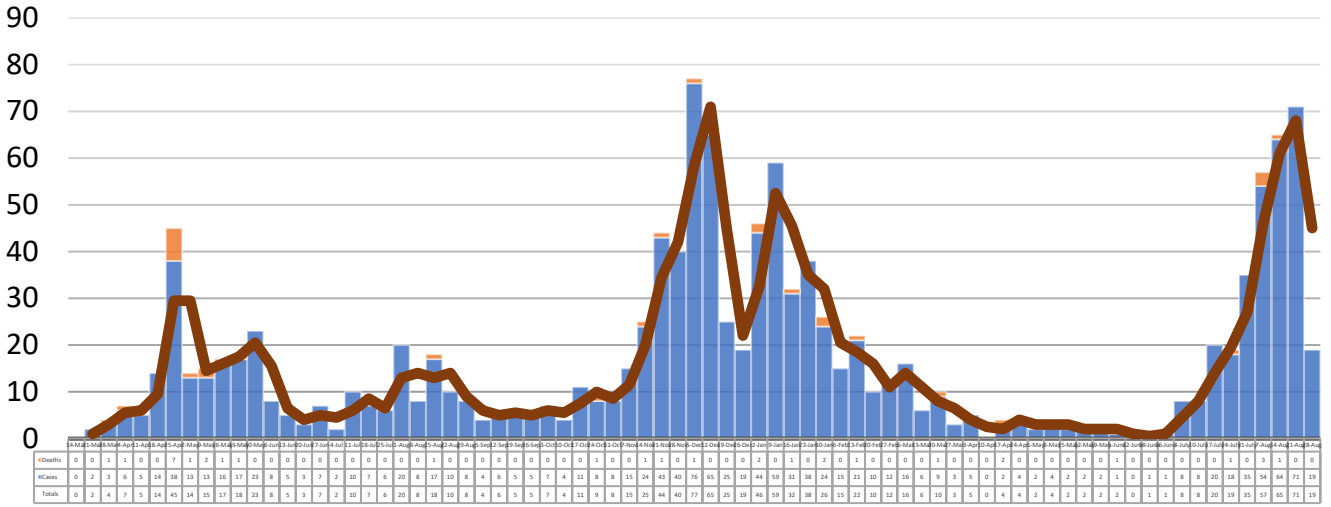
Total Cases
1271

Total Deaths
34

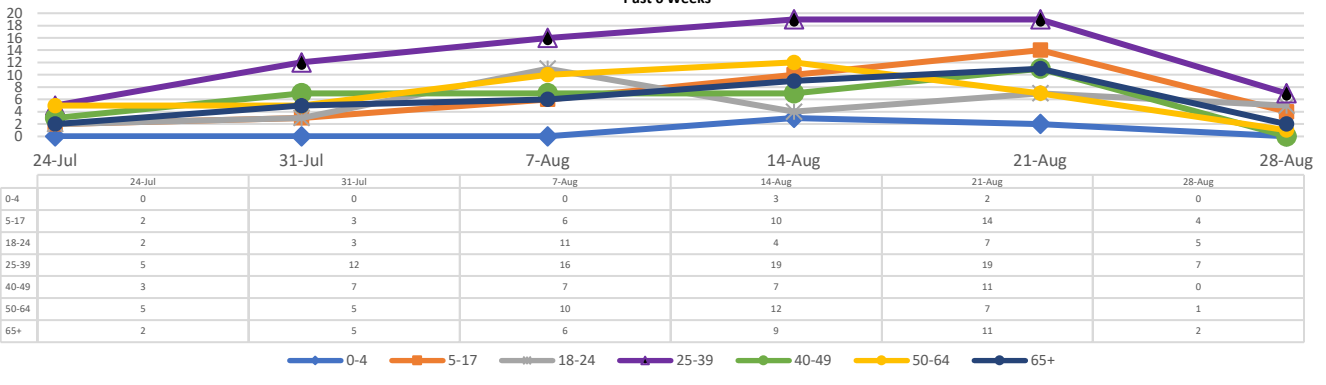
Total Incidence
(cases per 100,000)
13046.6

***Test Positivity Rate**
19.7%
(8/11-8/24)

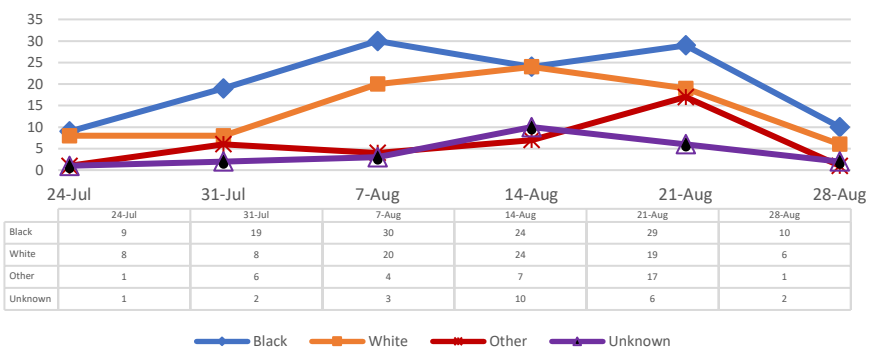
**Total Cases and Deaths, Through August 28, 2021



Total Cases, By Age Past 6 Weeks



Total Cases, By Race Past 6 Weeks



8/22/2021 – 8/28/2021

# Cases via Suspected Community Transmission	19
# Cases via Outbreaks	0

Outbreak Explanation

During the week of 8/22-8/28, there were no cases/patients associated with an outbreak.

COVID-19-Like Illness (CLI) Visits Kemper County, Mississippi Jan. 04, 2020 - Aug. 28, 2021

