

# CALHOUN COUNTY WEEKLY COVID-19 SNAPSHOT

WEEK ENDING AUGUST 28, 2021



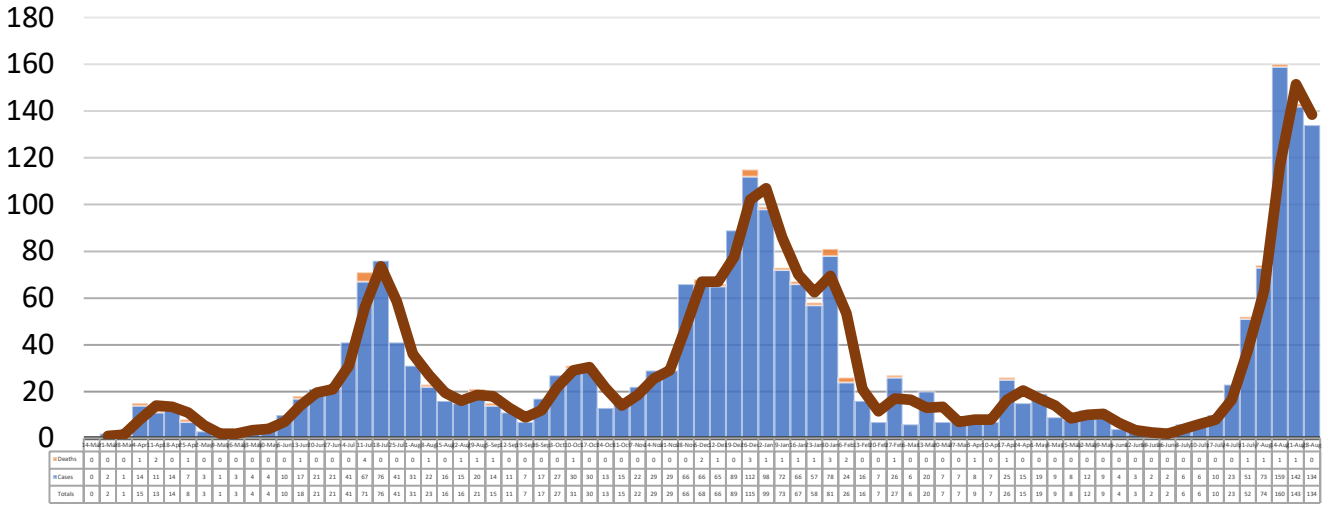
**Total Cases**  
**2352**

**Total Deaths**  
**36**

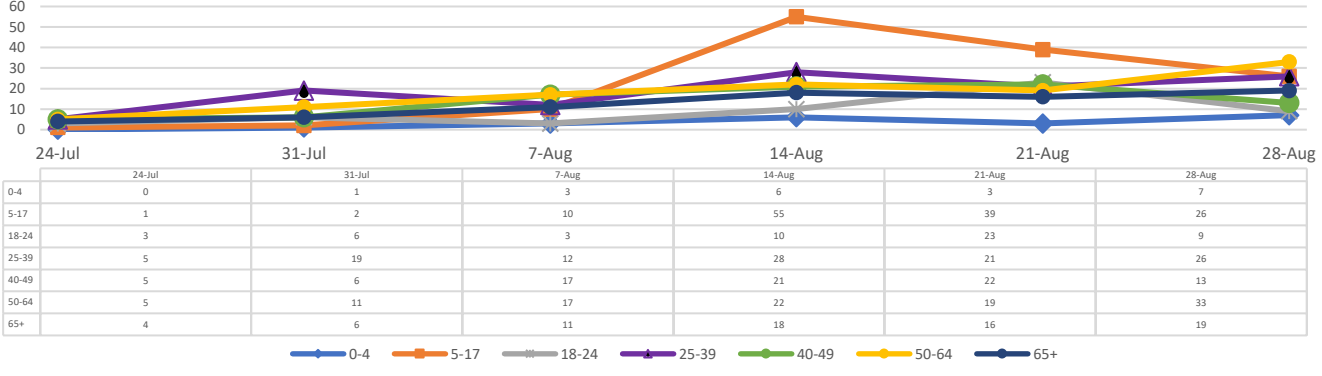
**Total Incidence**  
(cases per 100,000)  
**16377.7**

**\*Test Positivity Rate**  
**28.5%**  
(8/11-8/24)

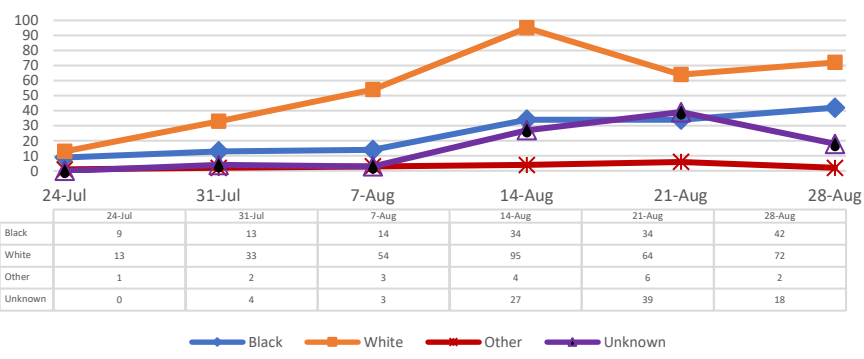
**\*\*Total Cases and Deaths, Through August 28, 2021**



**Total Cases, By Age Past 6 Weeks**



**Total Cases, By Race Past 6 Weeks**



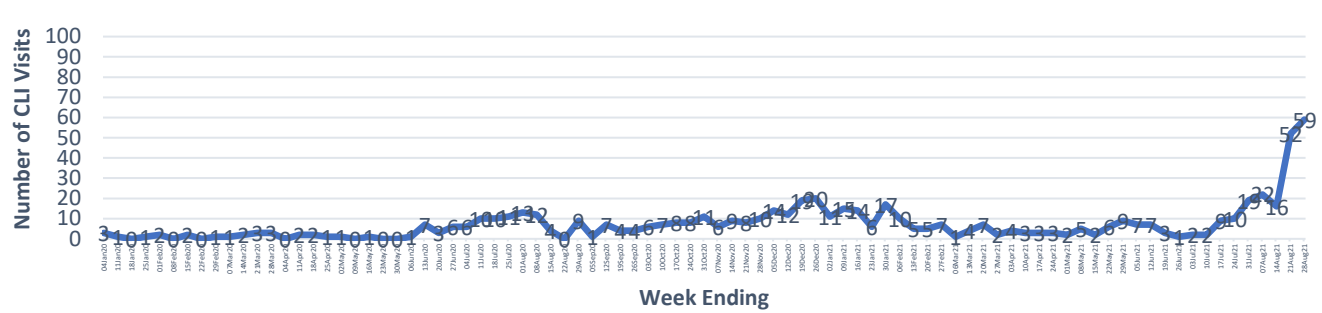
**8/22/2021 – 8/28/2021**

# Cases via Suspected Community Transmission	131
# Cases via Outbreaks	3

**Outbreak Explanation**

During the week of 8/22-8/28, two (2) cases/patients were associated with outbreaks in Long-Term Care Facilities (LTCF); one (1) case was associated with an outbreak in a residential care facility.

**COVID-19-Like Illness (CLI) Visits**  
Calhoun County, Mississippi  
Jan. 04, 2020 - Aug. 28, 2021



\*Counties with test percent positivity <5.0% or with <20 tests in past 14 days: Green; test percent positivity 5.0%-10.0% or with <500 tests and <2000 tests/100k and >10% positivity over 14 days: Yellow; >10.0% and not meeting the criteria for "Green" or "Yellow": Red. Test positivity is rounded to the nearest tenth of a percent before classifying. Reference: [Centers for Medicare and Medicaid Services](https://www.cms.gov/medicare/coverage/coverage-guidance/coverage-guidance-2019)

\*\*Provisional Data: Illnesses occurring during the last two weeks may not yet have been reported and/or represented.