

MADISON COUNTY WEEKLY COVID-19 SNAPSHOT

WEEK ENDING AUGUST 21, 2021



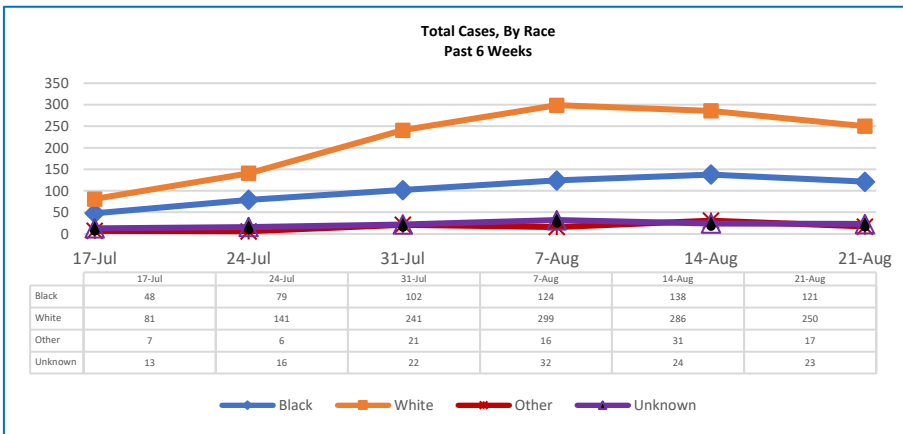
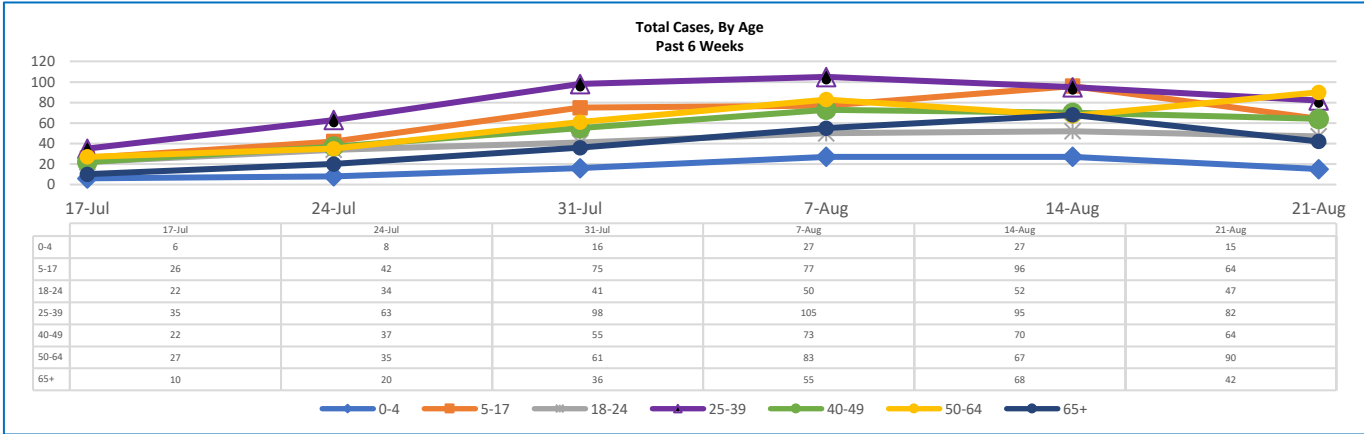
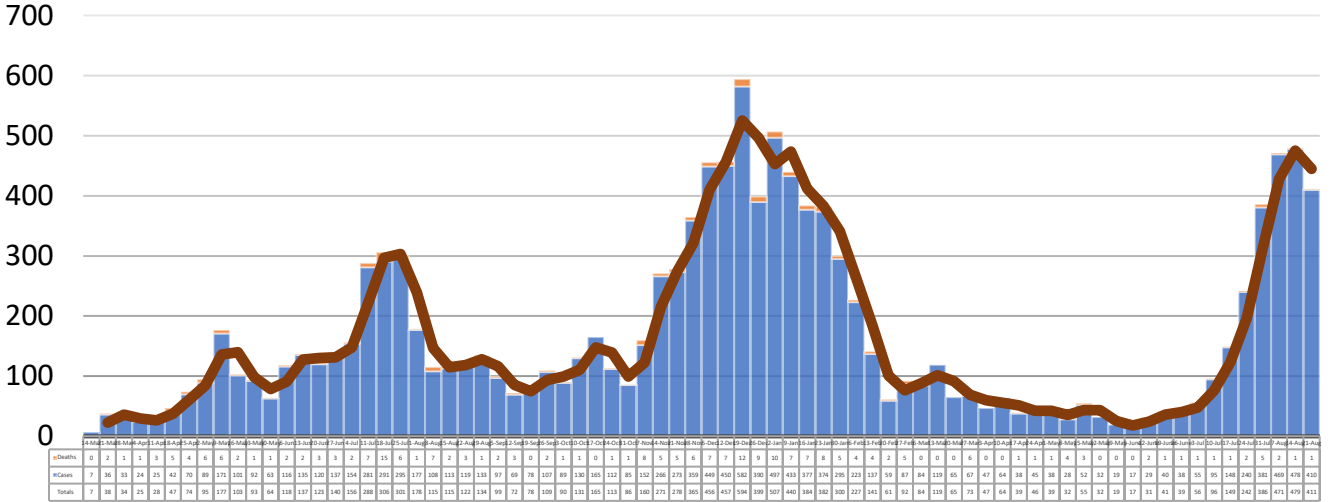
Total Cases
12,610

Total Deaths
242

Total Incidence
(cases per 100,000)
11865.8

***Test Positivity Rate**
16.6%
(8/4-8/17)

****Total Cases and Deaths, Through August 21, 2021**

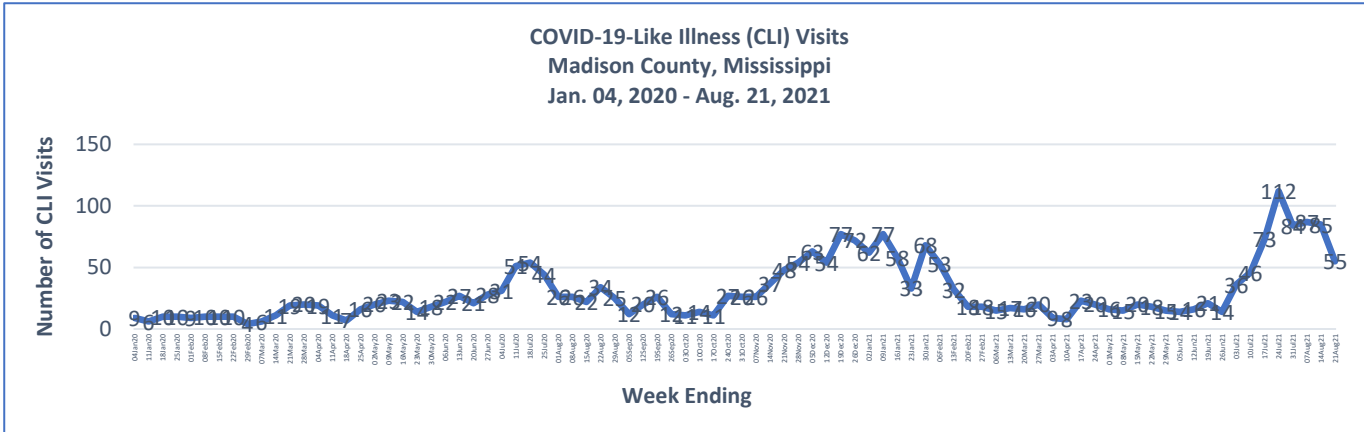


8/15/2021 – 8/21/2021

# Cases via Suspected Community Transmission	400
# Cases via Outbreaks	11

Outbreak Explanation

During the week of 8/15-8/21, seven (7) cases/patients were associated with outbreaks in Long Term Care Facilities (LTCF); three (3) cases were associated with an outbreak in a correctional facility; one (1) case was associated with a pending outbreak investigation.



*Counties with test percent positivity <5.0% or with <20 tests in past 14 days: Green; test percent positivity 5.0%-10.0% or with <500 tests and <2000 tests/100k and >10% positivity over 14 days: Yellow; >10.0% and not meeting the criteria for "Green" or "Yellow": Red. Test positivity is rounded to the nearest tenth of a percent before classifying. Reference: [Centers for Medicare and Medicaid Services](#)

**Provisional Data: Illnesses occurring during the last two weeks may not yet have been reported and/or represented.