

COVINGTON COUNTY WEEKLY COVID-19 SNAPSHOT

WEEK ENDING AUGUST 21, 2021



Total Cases

3602

Total Deaths

87

Total Incidence

(cases per 100,000)

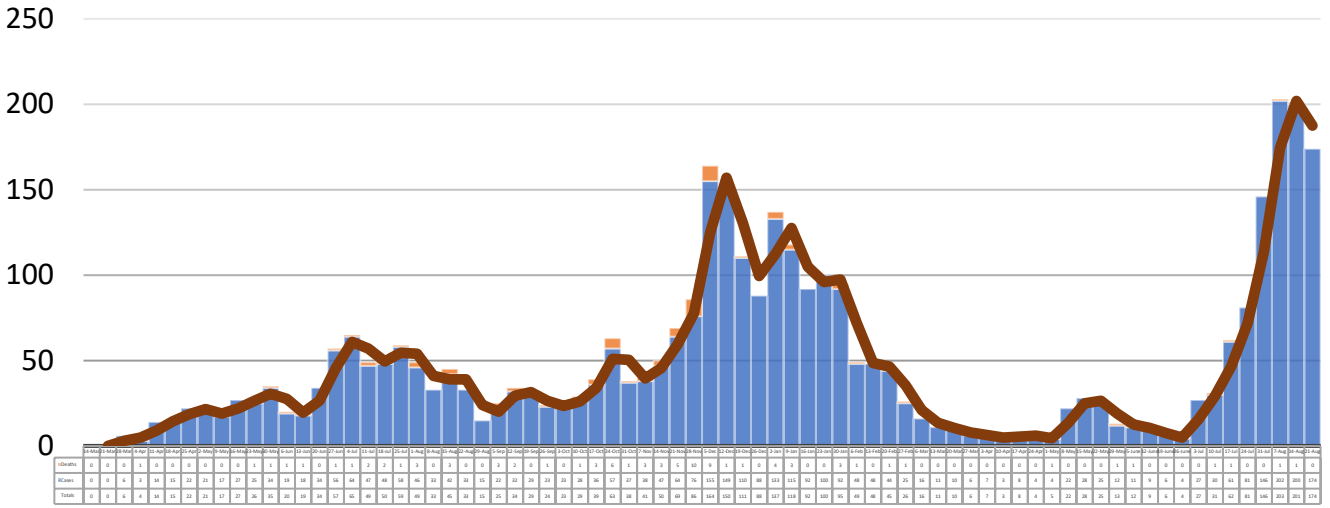
19328.2

***Test Positivity Rate**

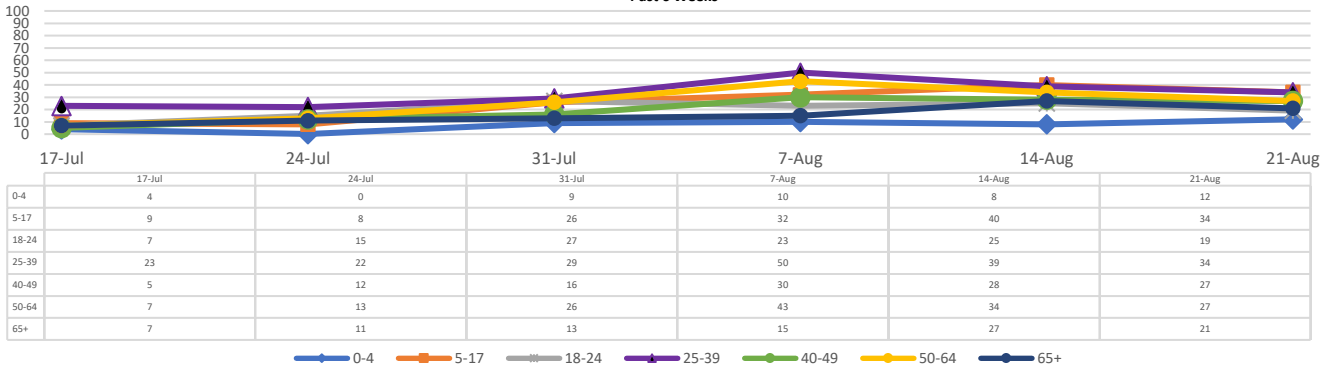
21.9%

(8/4-8/17)

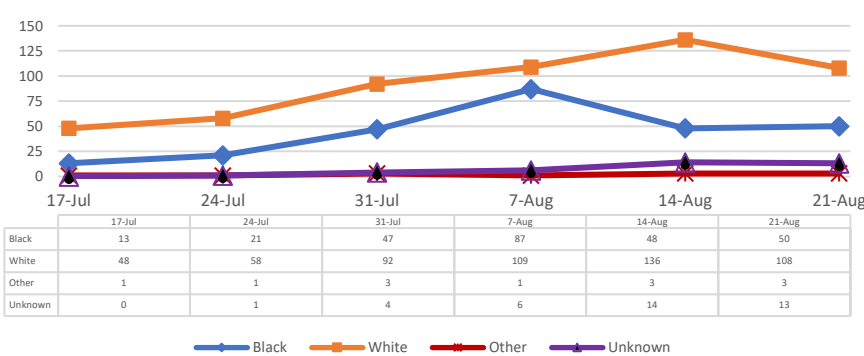
****Total Cases and Deaths, Through August 21, 2021**



Total Cases, By Age Past 6 Weeks



Total Cases, By Race Past 6 Weeks



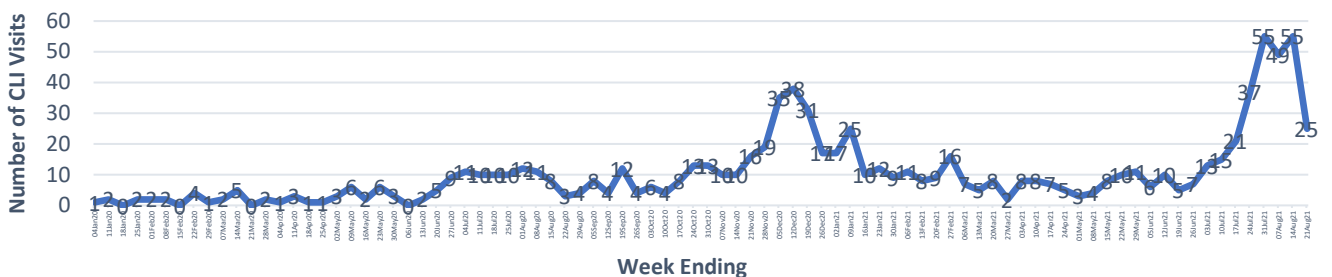
8/15/2021 – 8/22/2021

# Cases via Suspected Community Transmission	173
# Cases via Outbreaks	1

Outbreak Explanation

During the week of 8/15-8/22, one (1) case/patient was associated with an outbreak in a residential care facility.

COVID-19-Like Illness (CLI) Visits Covington County, Mississippi Jan. 04, 2020 - Aug. 21, 2021



*Counties with test percent positivity <5.0% or with <20 tests in past 14 days: Green; test percent positivity 5.0%-10.0% or with <500 tests and <2000 tests/100k and >10% positivity over 14 days: Yellow; >10.0% and not meeting the criteria for "Green" or "Yellow": Red. Test positivity is rounded to the nearest tenth of a percent before classifying. Reference: [Centers for Medicare and Medicaid Services](#)

**Provisional Data: Illnesses occurring during the last two weeks may not yet have been reported and/or represented.