

KEMPER COUNTY WEEKLY COVID-19 SNAPSHOT

WEEK ENDING AUGUST 14, 2021



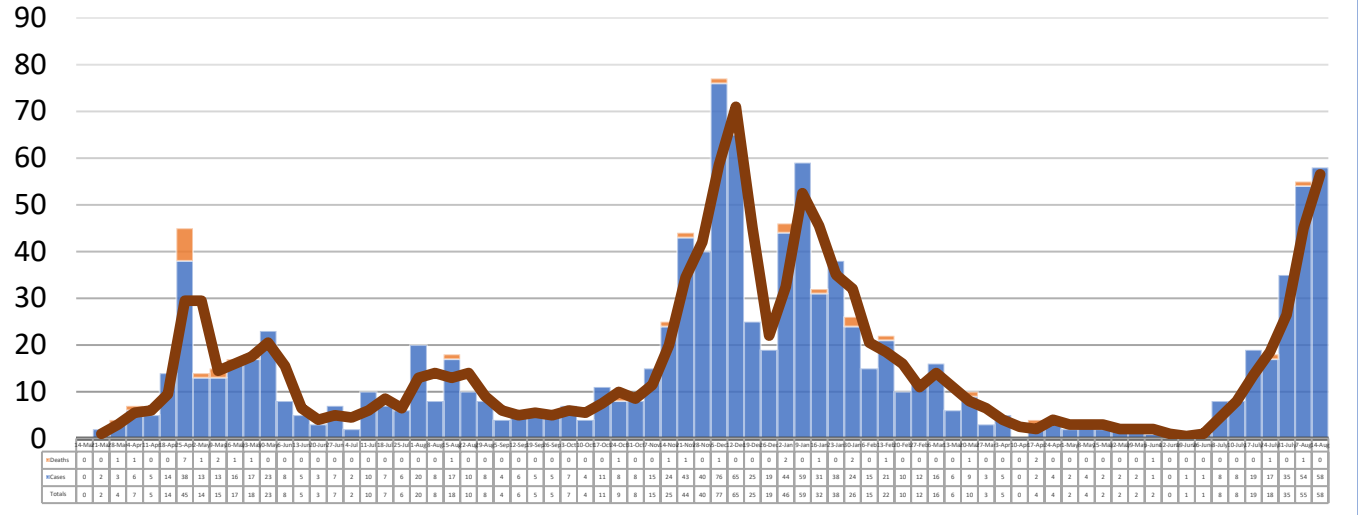
Total Cases
1170

Total Deaths
31

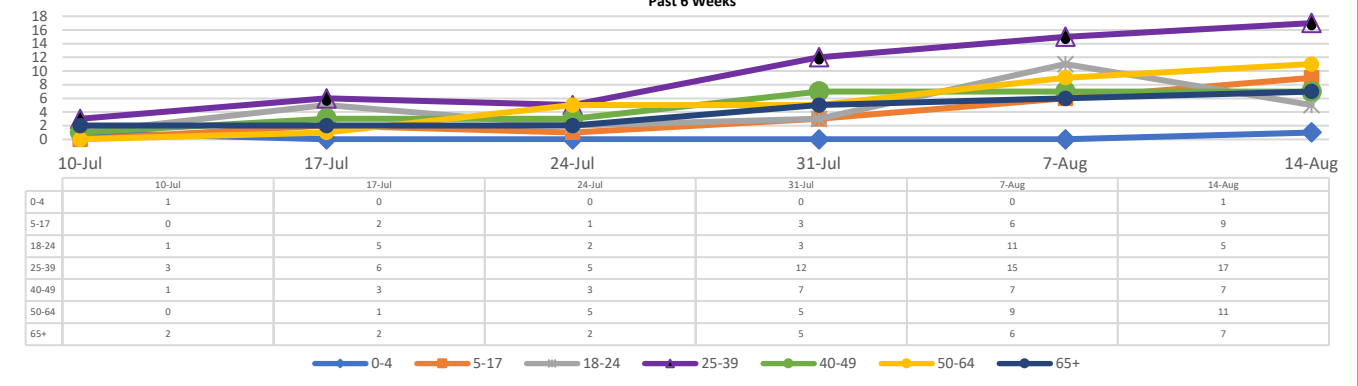
Total Incidence
(cases per 100,000)
12009.9

***Test Positivity Rate**
22.2%
(7/21-8/3)

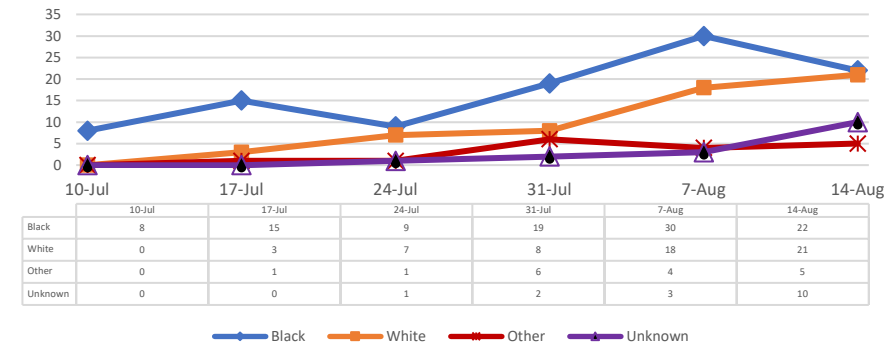
**Total Cases and Deaths, Through August 14, 2021



Total Cases, By Age Past 6 Weeks



Total Cases, By Race Past 6 Weeks



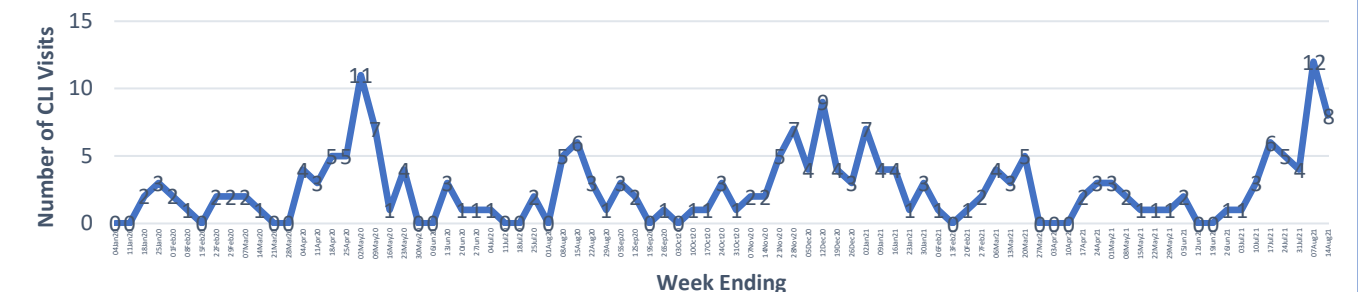
8/8/2021 – 8/14/2021

# Cases via Suspected Community Transmission	56
# Cases via Outbreaks	2

Outbreak Explanation

During the week of 8/8-8/14, two (2) cases/patients were associated with an outbreak in a Long-Term Care Facility (LTCF).

COVID-19-Like Illness (CLI) Visits Kemper County, Mississippi Jan. 04, 2020 - Aug. 14, 2021



*Counties with test percent positivity <5.0% or with <20 tests in past 14 days: Green; test percent positivity 5.0%-10.0% or with <500 tests and <2000 tests/100k and >10% positivity over 14 days: Yellow; >10.0% and not meeting the criteria for "Green" or "Yellow": Red. Test positivity is rounded to the nearest tenth of a percent before classifying. Reference: [Centers for Medicare and Medicaid Services](https://www.cms.gov/medicare/medicaid-services)

**Provisional Data: Illnesses occurring during the last two weeks may not yet have been reported and/or represented.