

LINCOLN COUNTY WEEKLY COVID-19 SNAPSHOT

WEEK ENDING AUGUST 7, 2021



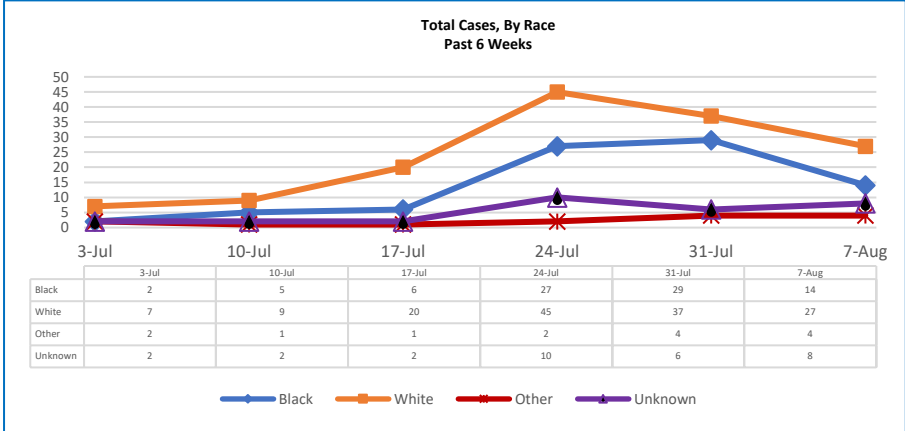
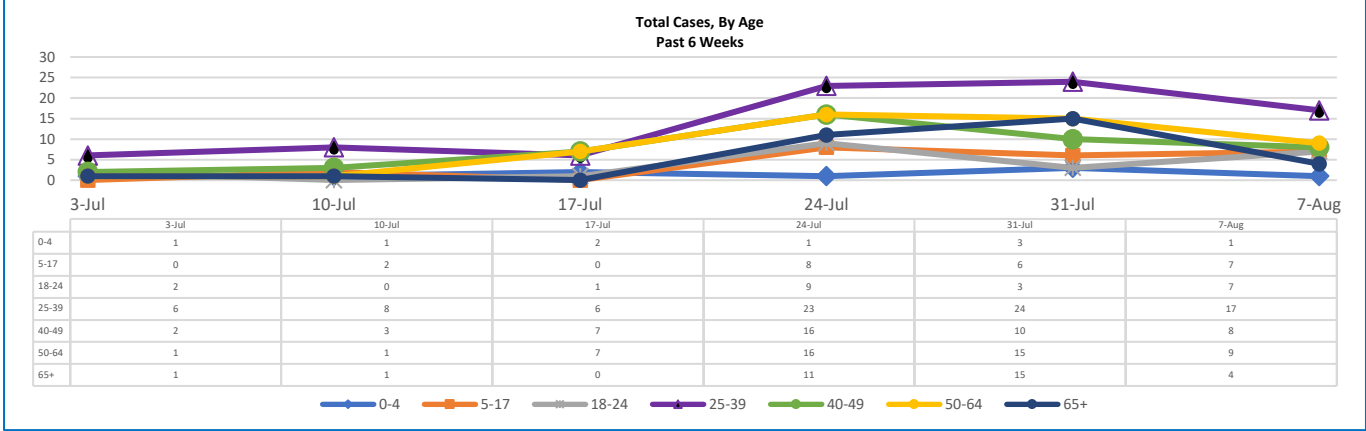
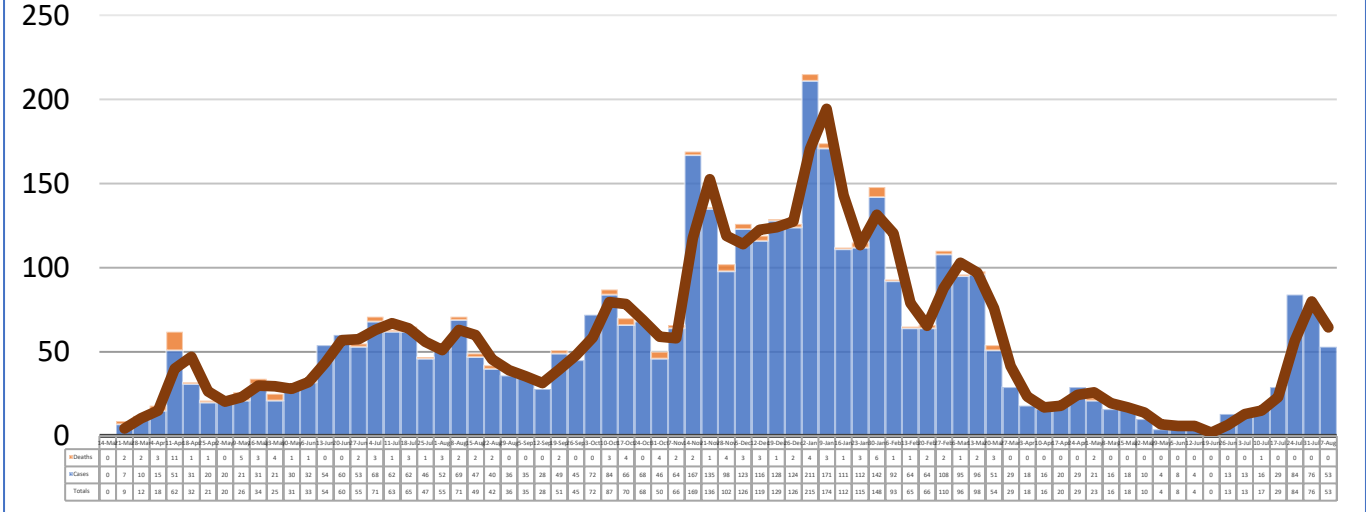
Total Cases
4296

Total Deaths
116

Total Incidence
(cases per 100,000)
12587.7

***Test Positivity Rate**
13.9%
(7/21-8/3)

**Total Cases and Deaths, Through August 7, 2021

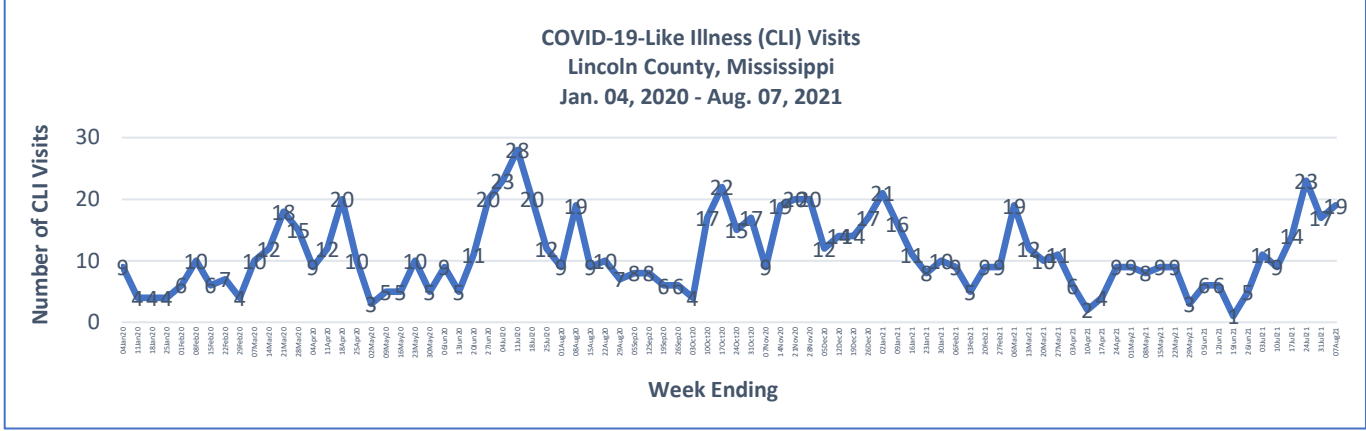


8/1/2020 – 8/7/2021

# Cases via Suspected Community Transmission	47
# Cases via Outbreaks	6

Outbreak Explanation

During the week of 8/1-8/7, three (3) cases/patients were associated with outbreaks in Long-Term Care Facilities (LTCF); three (3) cases were associated pending outbreak investigations.



*Counties with test percent positivity <5.0% or with <20 tests in past 14 days: Green; test percent positivity 5.0%-10.0% or with <500 tests and <2000 tests/100k and >10% positivity over 14 days: Yellow; >10.0% and not meeting the criteria for “Green” or “Yellow”: Red. Test positivity is rounded to the nearest tenth of a percent before classifying. Reference: [Centers for Medicare and Medicaid Services](#)

**Provisional Data: Illnesses occurring during the last two weeks may not yet have been reported and/or represented.