

BENTON COUNTY WEEKLY COVID-19 SNAPSHOT

WEEK ENDING AUGUST 7, 2021



Total Cases

1108

Total Deaths

25

Total Incidence

(cases per 100,000)

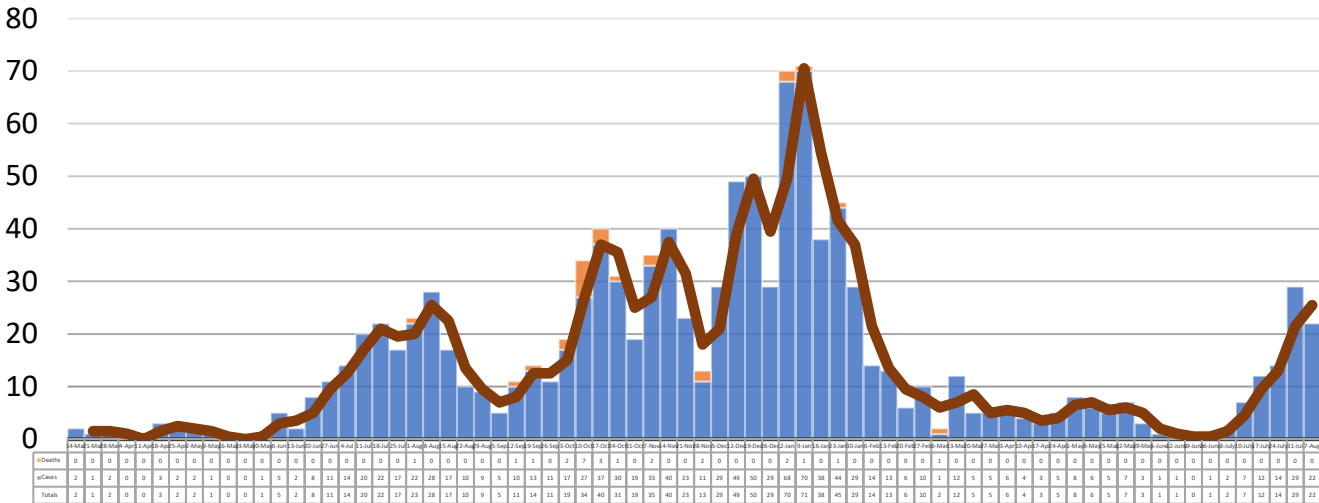
13415.7

*Test Positivity Rate

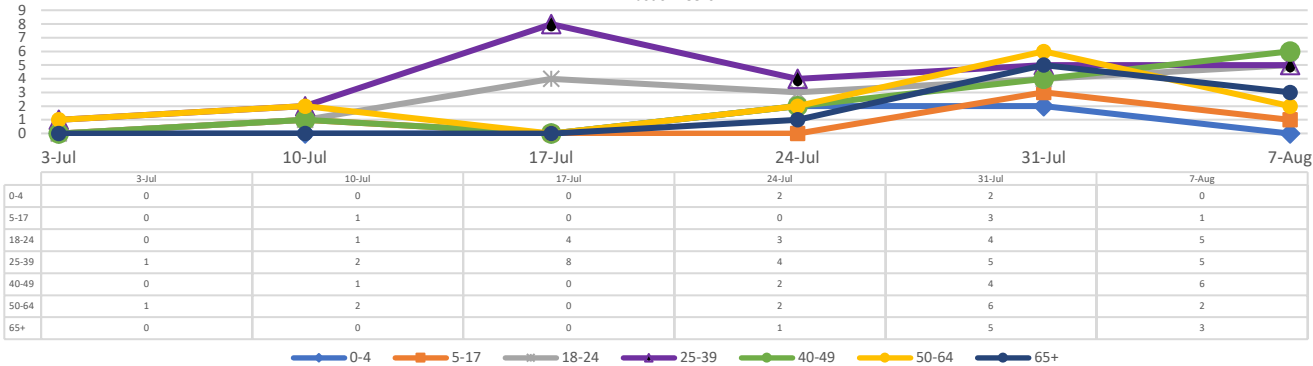
8.6%

(7/21-8/3)

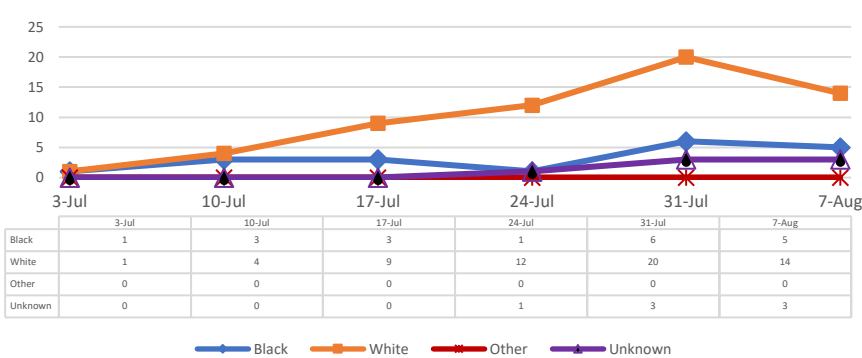
**Total Cases and Deaths, Through August 7, 2021



Total Cases, By Age Past 6 Weeks



Total Cases, By Race Past 6 Weeks



8/1/2021 – 8/7/2021

Cases via Suspected
Community Transmission

22

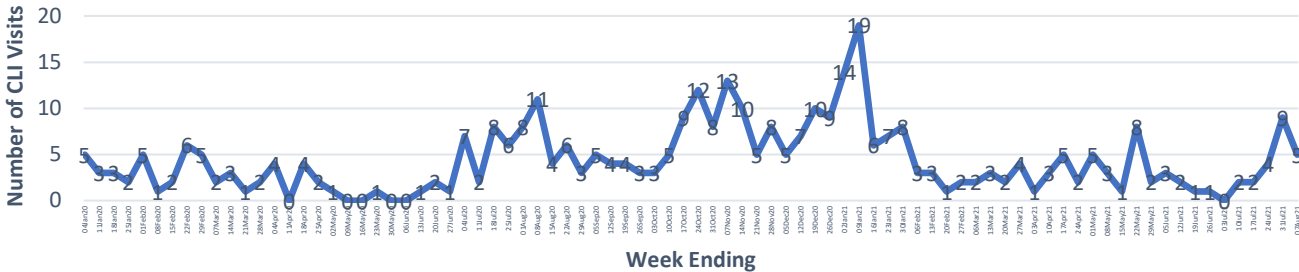
Cases via Outbreaks

0

Outbreak Explanation

During the week of 8/1-8/7, there were no cases/patients associated with an outbreak.

COVID-19-Like Illness (CLI) Visits Benton County, Mississippi Jan. 04, 2020 - Aug. 07, 2021



*Counties with test percent positivity <5.0% or with <20 tests in past 14 days: Green; test percent positivity 5.0%-10.0% or with <500 tests and <2000 tests/100k and >10% positivity over 14 days: Yellow; >10.0% and not meeting the criteria for "Green" or "Yellow": Red. Test positivity is rounded to the nearest tenth of a percent before classifying. Reference: [Centers for Medicare and Medicaid Services](#)

**Provisional Data: Illnesses occurring during the last two weeks may not yet have been reported and/or represented.