

JACKSON COUNTY WEEKLY COVID-19 SNAPSHOT

WEEK ENDING JULY 31, 2021



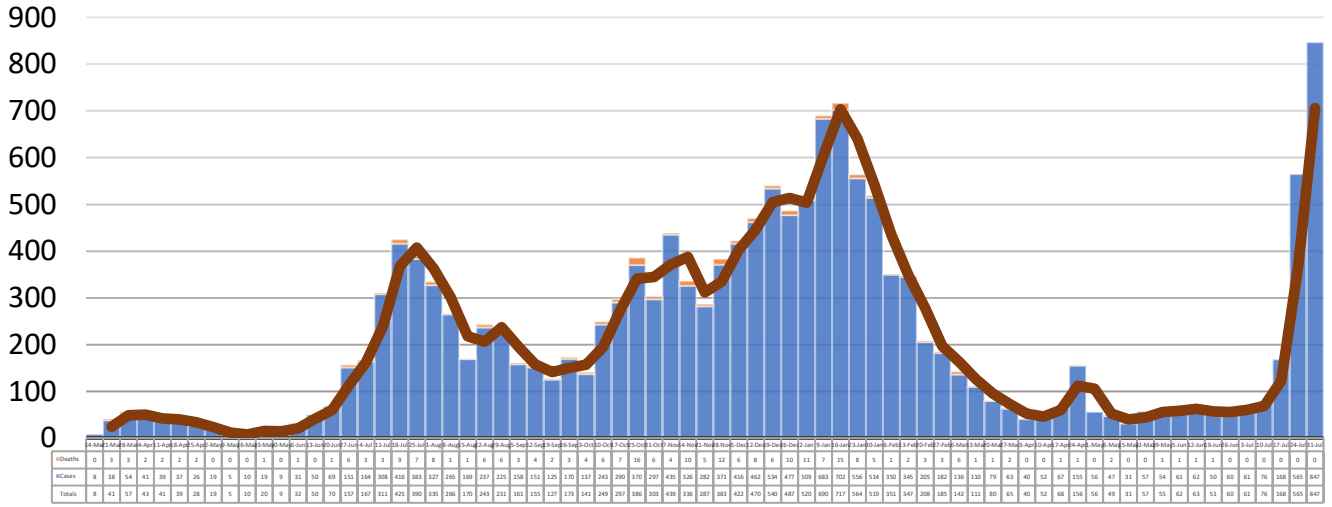
Total Cases
15,543

Total Deaths
252

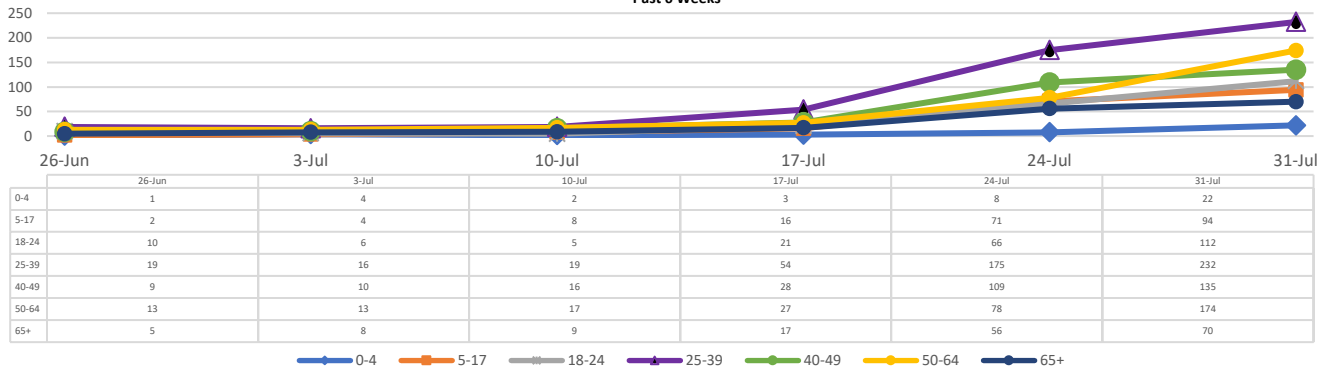
Total Incidence
(cases per 100,000)
10822.5

***Test Positivity Rate**
39.2%
(7/14-7/27)

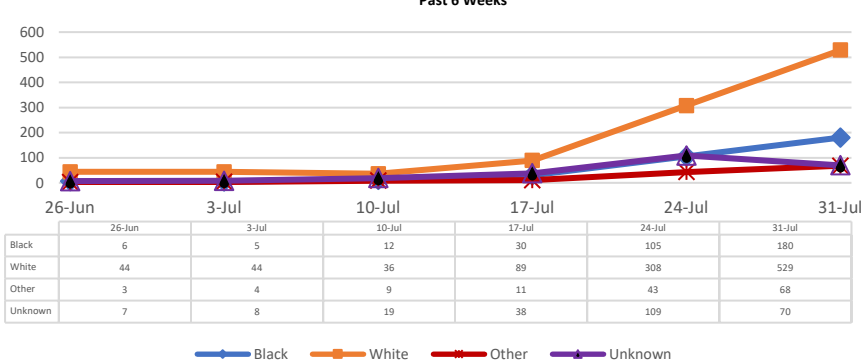
**Total Cases and Deaths, Through July 31, 2021



Total Cases, By Age Past 6 Weeks



Total Cases, By Race Past 6 Weeks



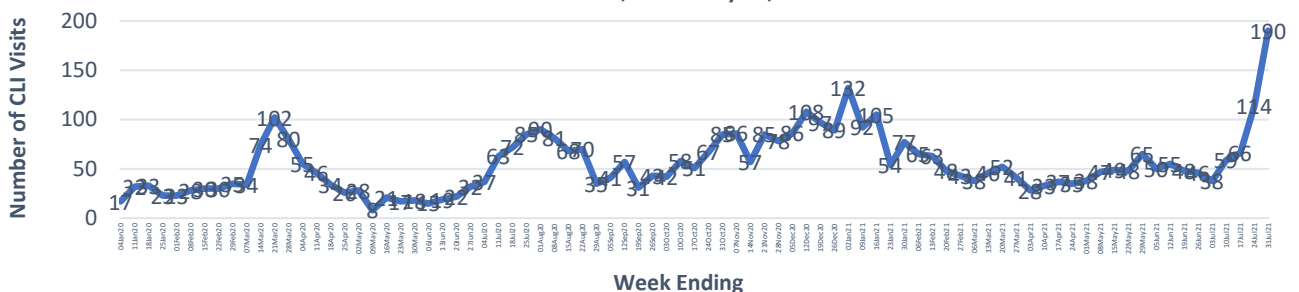
7/25/2021 – 7/31/2021

# Cases via Suspected Community Transmission	837
# Cases via Outbreaks	10

Outbreak Explanation

During the week of 7/25-7/31, four (4) cases/patients were associated with outbreaks at Long-Term Care Facilities (LTCF); one (1) case was associated with an outbreak at a business/industry; five (5) cases were associated with pending outbreak investigations.

COVID-19-Like Illness (CLI) Visits Jackson County, Mississippi Jan. 04, 2020 - July 31, 2021



*Counties with test percent positivity <5.0% or with <20 tests in past 14 days: Green; test percent positivity 5.0%-10.0% or with <5