

# JACKSON COUNTY WEEKLY COVID-19 SNAPSHOT

WEEK ENDING JULY 24, 2021



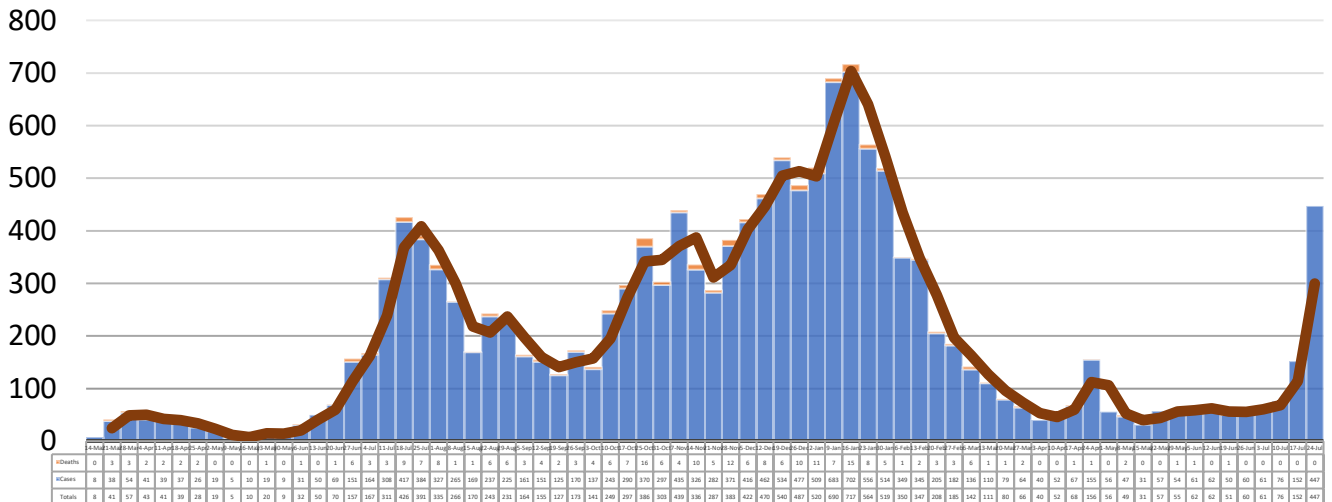
**Total Cases**  
**14,566**

**Total Deaths**  
**251**

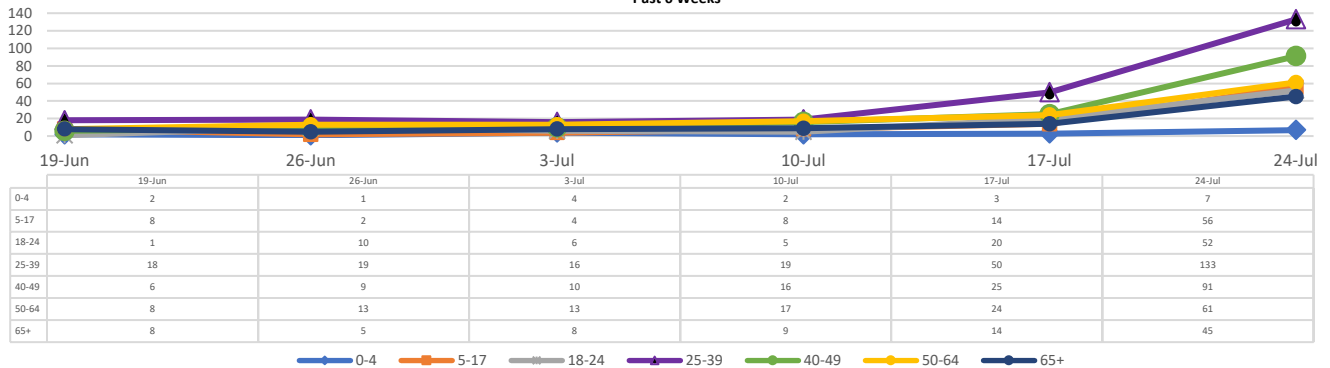
**Total Incidence**  
(cases per 100,000)  
**10142.3**

**\*Test Positivity Rate**  
**18.5%**  
(7/7-7/20)

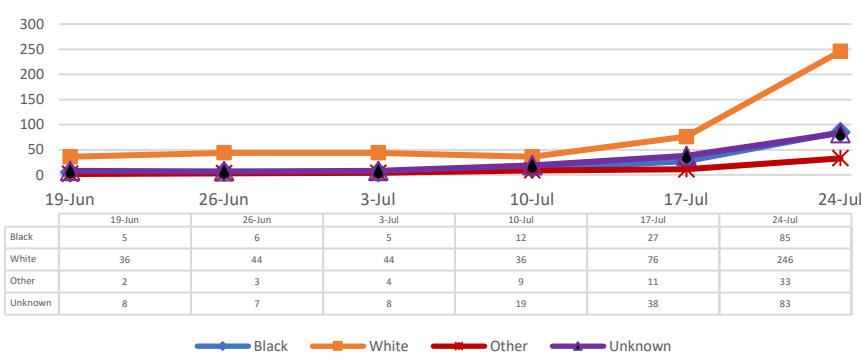
## \*\*Total Cases and Deaths, Through July 24, 2021



## Total Cases, By Age Past 6 Weeks



## Total Cases, By Race Past 6 Weeks



## 7/18/2021 – 7/24/2021

# Cases via Suspected Community Transmission	434
# Cases via Outbreaks	13

### Outbreak Explanation

During the week of 7/18-7/24, four (4) cases/patients were associated with outbreaks at Long-Term Care Facilities (LTCF); two (2) cases were associated with an outbreak at a business/industry; one (1) case was associated with an outbreak at a residential care facility; six (6) cases were associated with pending outbreak investigations.

## COVID-19-Like Illness (CLI) Visits Jackson County, Mississippi Jan. 04, 2020 - July 24, 2021



\*Counties with test percent positivity <5.0% or with <20 tests in past 14 days: Green; test percent positivity 5.0%-10.0% or with <500 tests and <2000 tests/100k and >10% positivity over 14 days: Yellow; >10.0% and not meeting the criteria for "Green" or "Yellow": Red. Test positivity is rounded to the nearest tenth of a percent before classifying. Reference: [Centers for Medicare and Medicaid Services](https://www.cms.gov/medicare/medicaid-support/medicaid-services)

\*\*Provisional Data: Illnesses occurring during the last two weeks may not yet have been reported and/or represented.