

COAHOMA COUNTY WEEKLY COVID-19 SNAPSHOT



WEEK ENDING JULY 24, 2021

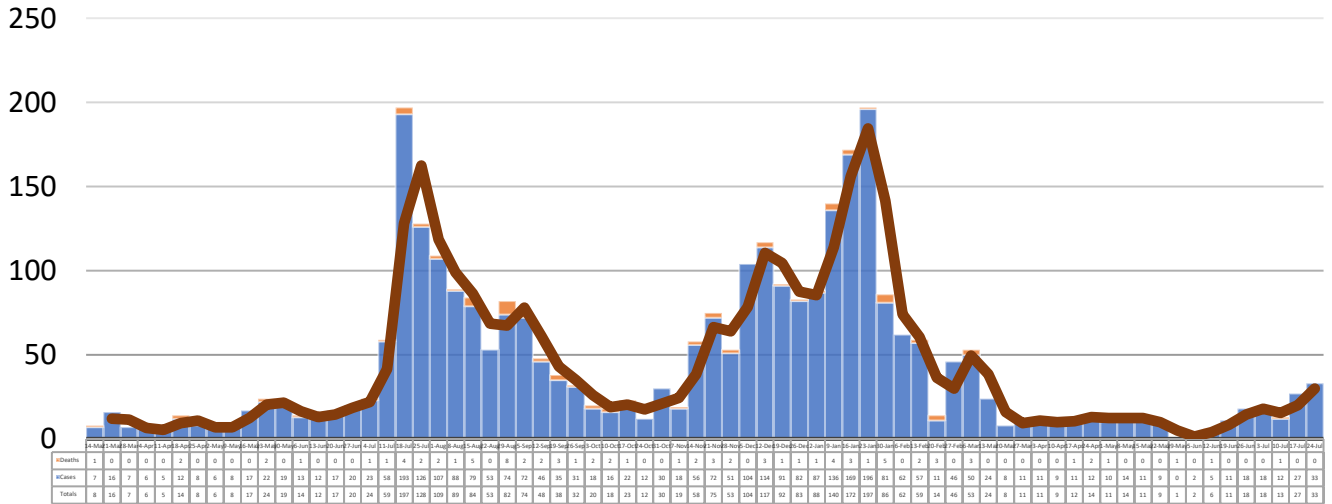
Total Cases
3103

Total Deaths
85

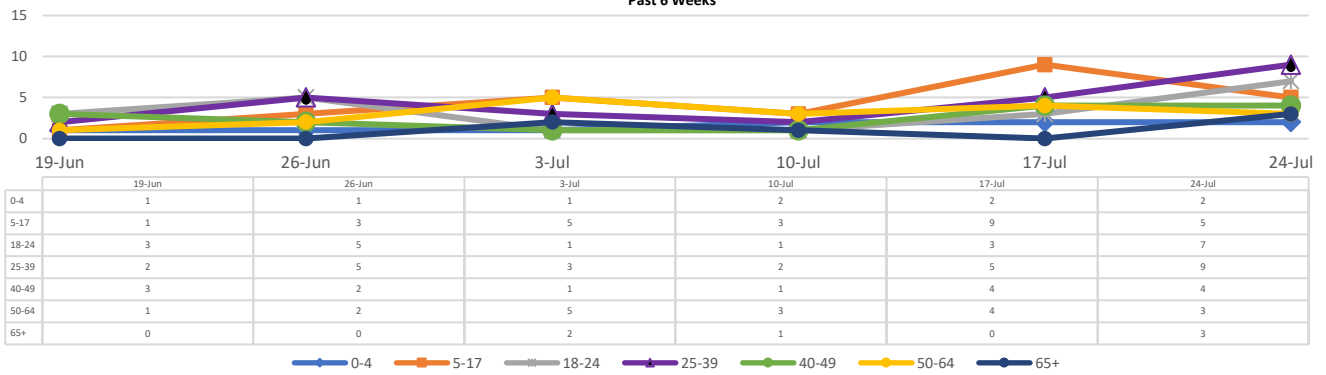
Total Incidence
(cases per 100,000)
14025.5

***Test Positivity Rate**
6.7%
(7/7-7/20)

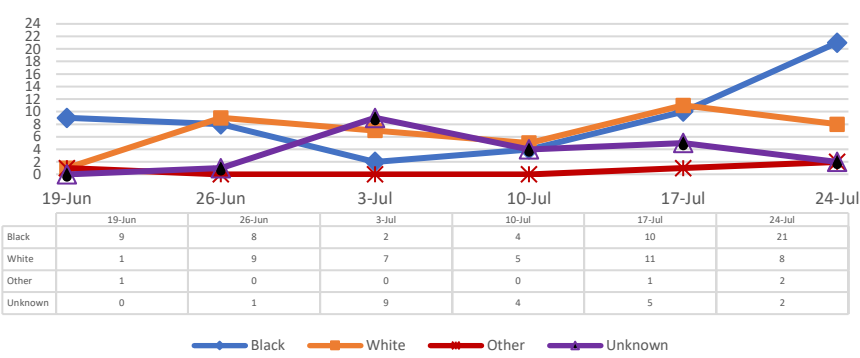
**Total Cases and Deaths, Through July 24, 2021



Total Cases, By Age Past 6 Weeks



Total Cases, By Race Past 6 Weeks



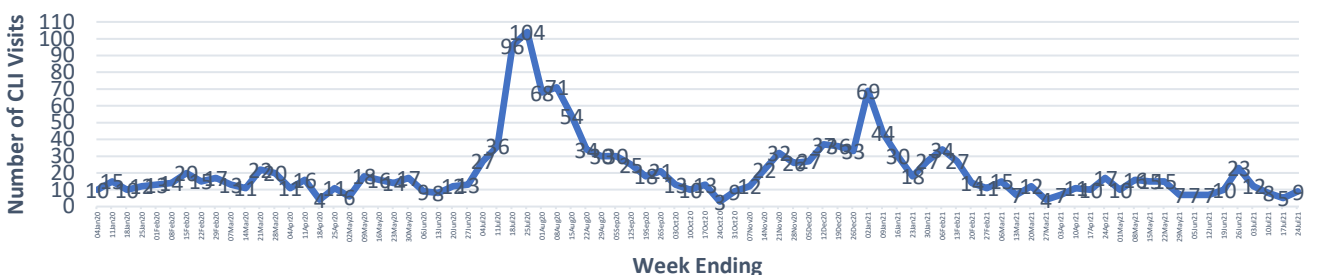
7/18/2021 – 7/24/2021

# Cases via Suspected Community Transmission	33
# Cases via Outbreaks	0

Outbreak Explanation

During the week of 7/18-7/24, there were no cases/patients associated with an outbreak.

COVID-19-Like Illness (CLI) Visits Coahoma County, Mississippi Jan. 04, 2020 - July 24, 2021



*Counties with total percent positivity <5.0% or with <20 tests in past 14 days: Green; test percent positivity 5.0%-10.0% or with <500 tests and <2000 tests/100k and >10% positivity over 14 days: Yellow; >10.0% and not meeting the criteria for "Green" or "Yellow": Red. Test positivity is rounded to the nearest tenth of a percent before classifying. Reference: [Centers for Medicare and Medicaid Services](https://www.cms.gov/medicare/medicaid-services)

**Provisional Data: Illnesses occurring during the last two weeks may not yet have been reported and/or represented.