

CHICKASAW COUNTY WEEKLY COVID-19 SNAPSHOT



WEEK ENDING JULY 24, 2021

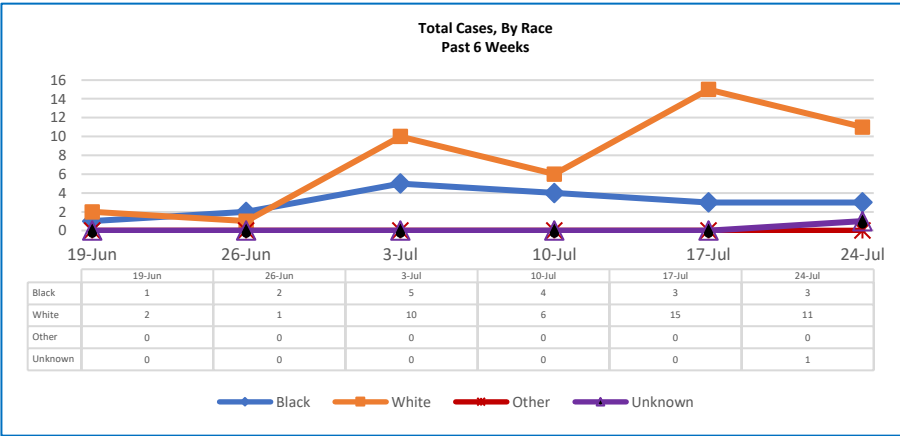
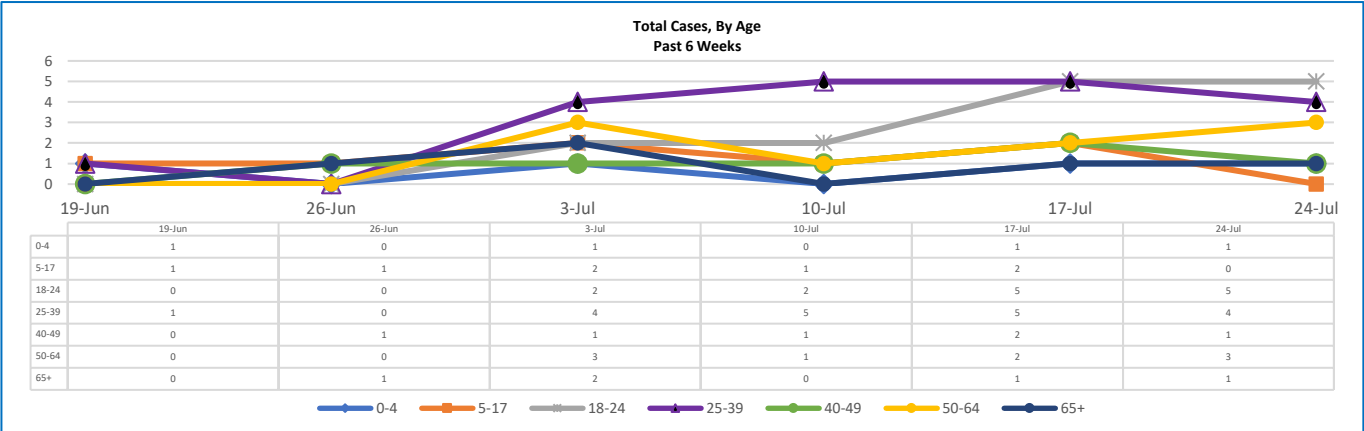
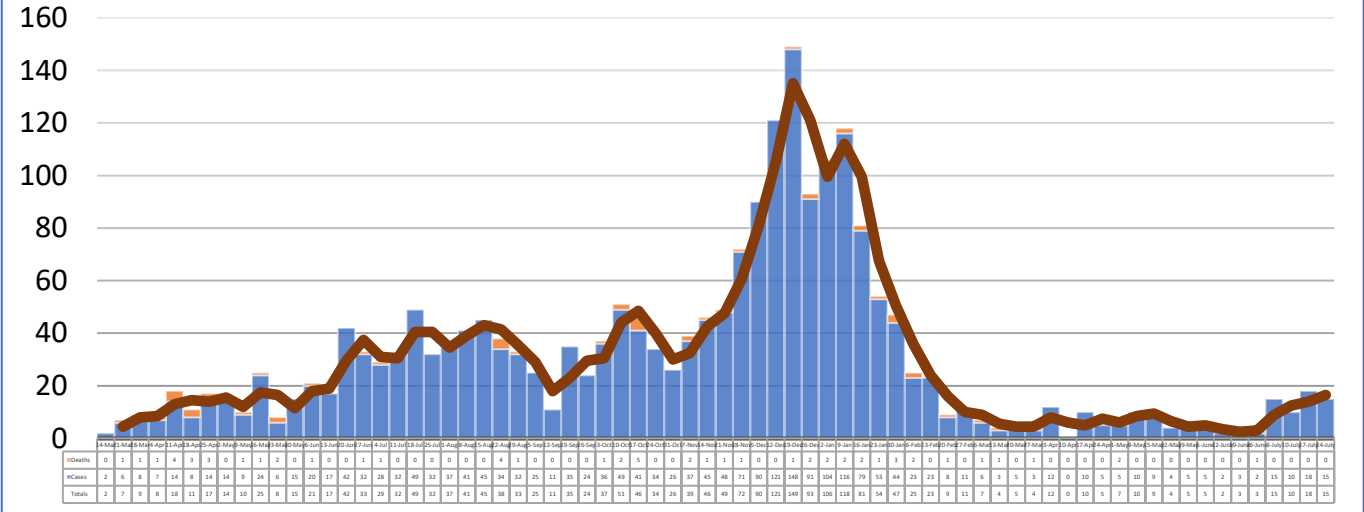
Total Cases
2168

Total Deaths
60

Total Incidence
(cases per 100,000)
12676.1

***Test Positivity Rate**
15.7%
(7/7-7/20)

**Total Cases and Deaths, Through July 24, 2021

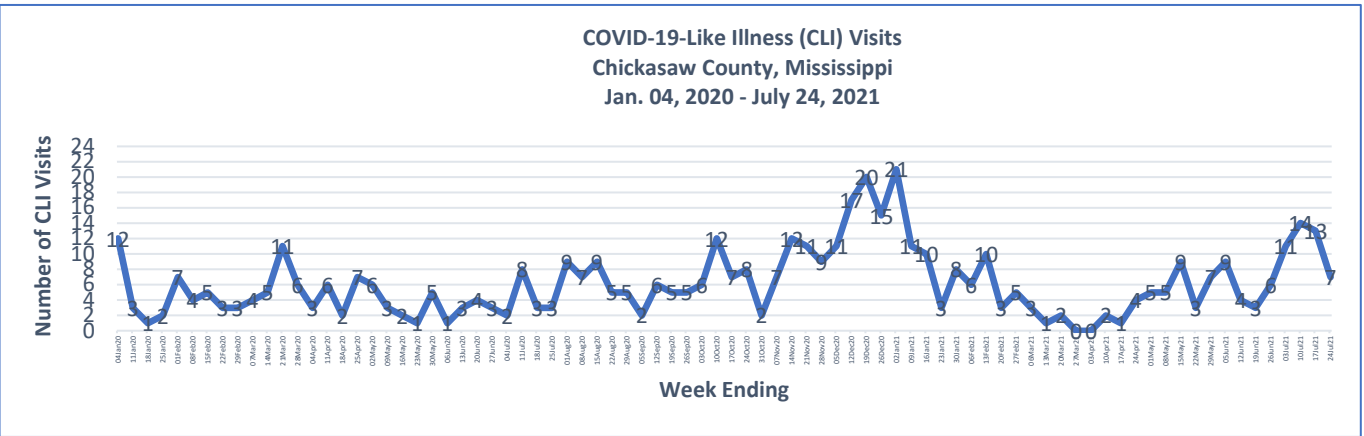


7/18/2021 – 7/24/2021

# Cases via Suspected Community Transmission	15
# Cases via Outbreaks	0

Outbreak Explanation

During the week of 7/18-7/24, there were no cases/patients associated with an outbreak.



*Counties with test percent positivity <5.0% or with <20 tests in past 14 days: Green; test percent positivity 5.0%-10.0% or with <500 tests and <2000 tests/100k and >10% positivity over 14 days: Yellow; >10.0% and not meeting the criteria for "Green" or "Yellow": Red. Test positivity is rounded to the nearest tenth of a percent before classifying. Reference: [Centers for Medicare and Medicaid Services](#)

**Provisional Data: Illnesses occurring during the last two weeks may not yet have been reported and/or represented.