

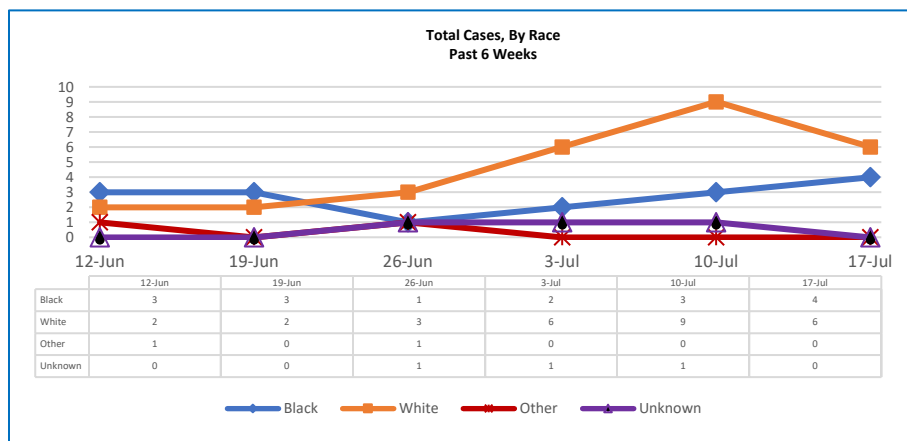
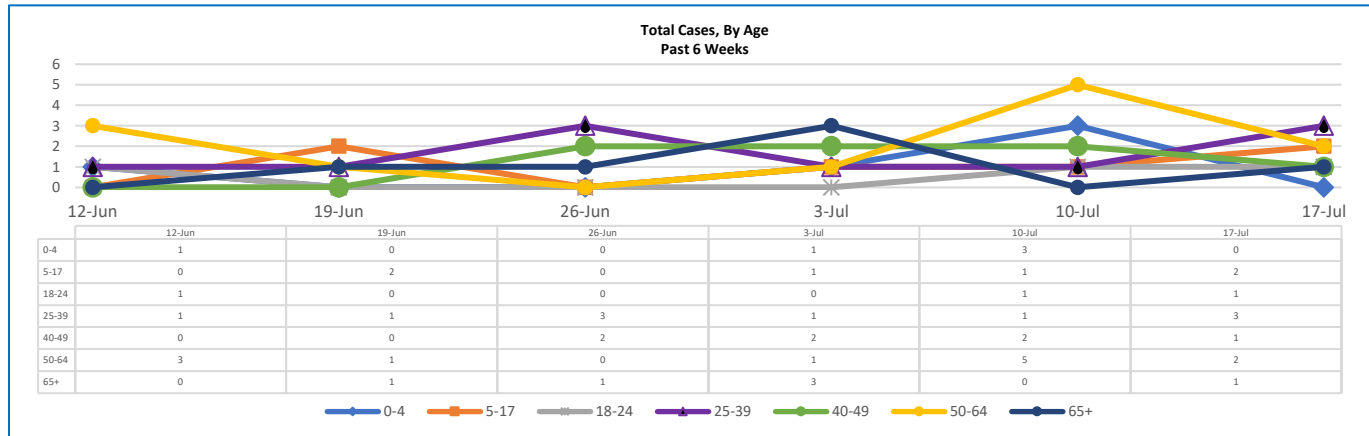
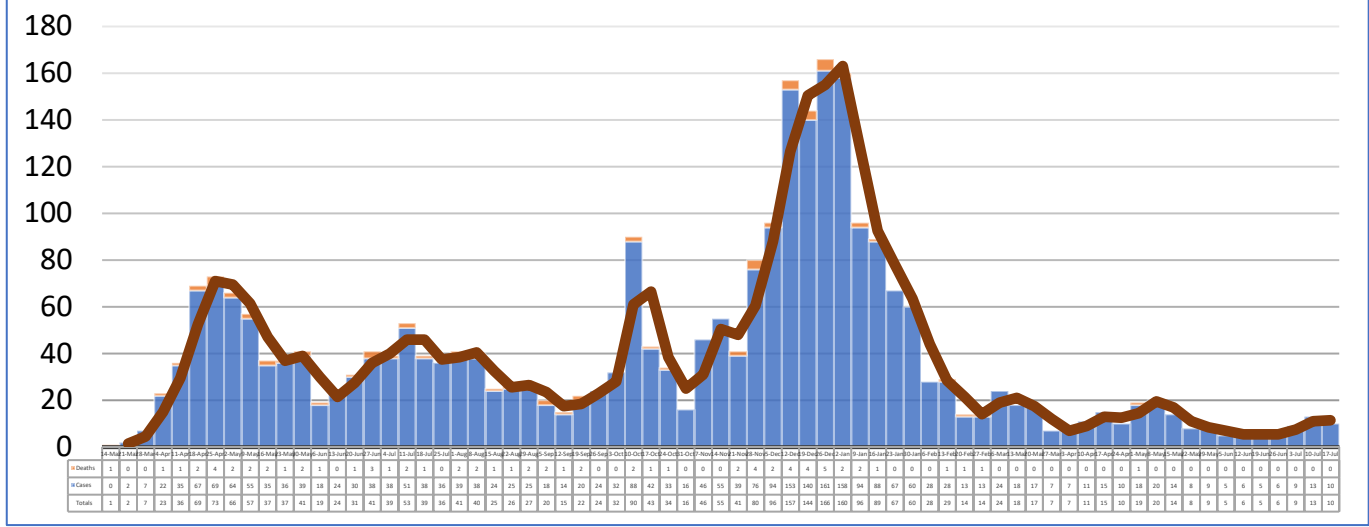
LEAKE COUNTY WEEKLY COVID-19 SNAPSHOT



WEEK ENDING JULY 17, 2021

<p>Total Cases</p> <p>2761</p>	<p>Total Deaths</p> <p>74</p>	<p>Total Incidence (cases per 100,000)</p> <p>12117.1</p>	<p>*Test Positivity Rate</p> <p>6.5% (6/30-7/13)</p>
--	---	---	--

****Total Cases and Deaths, Through July 17, 2021**

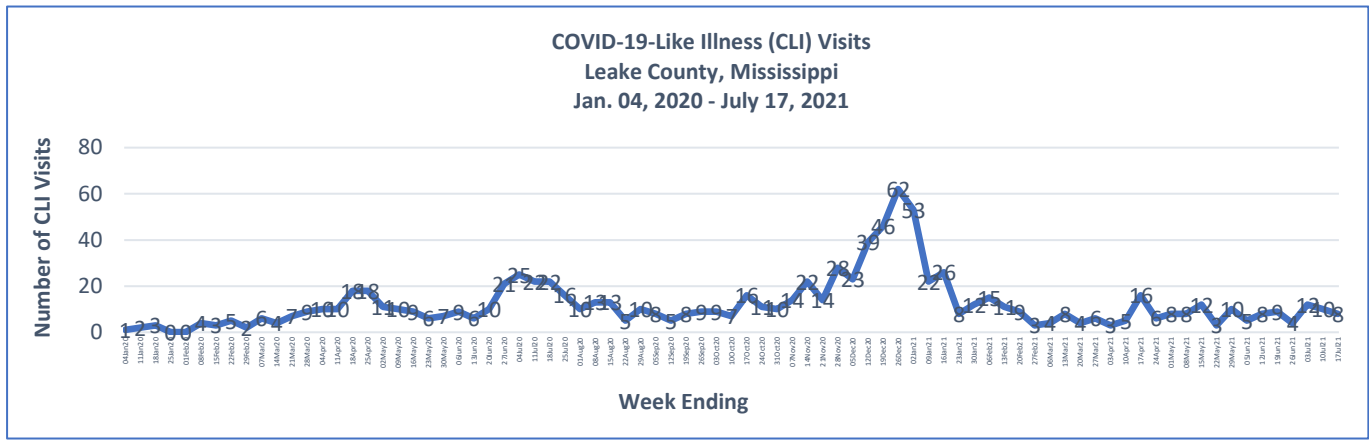


7/11/2021 – 7/17/2021

# Cases via Suspected Community Transmission	10
# Cases via Outbreaks	0

Outbreak Explanation

During the week of 7/11-7/17, there were no cases/patients associated with an outbreak.



*Counties with test percent positivity <5.0% or with <20 tests in past 14 days: Green; test percent positivity 5.0%-10.0% or with <500 tests and <2000 tests/100k and >10% positivity over 14 days: Yellow; >10.0% and not meeting the criteria for "Green" or "Yellow": Red. Test positivity is rounded to the nearest tenth of a percent before classifying. Reference: [Centers for Medicare and Medicaid Services](#)

**Provisional Data: Illnesses occurring during the last two weeks may not yet have been reported and/or represented.