

GRENADA COUNTY WEEKLY COVID-19 SNAPSHOT

WEEK ENDING JULY 10, 2021



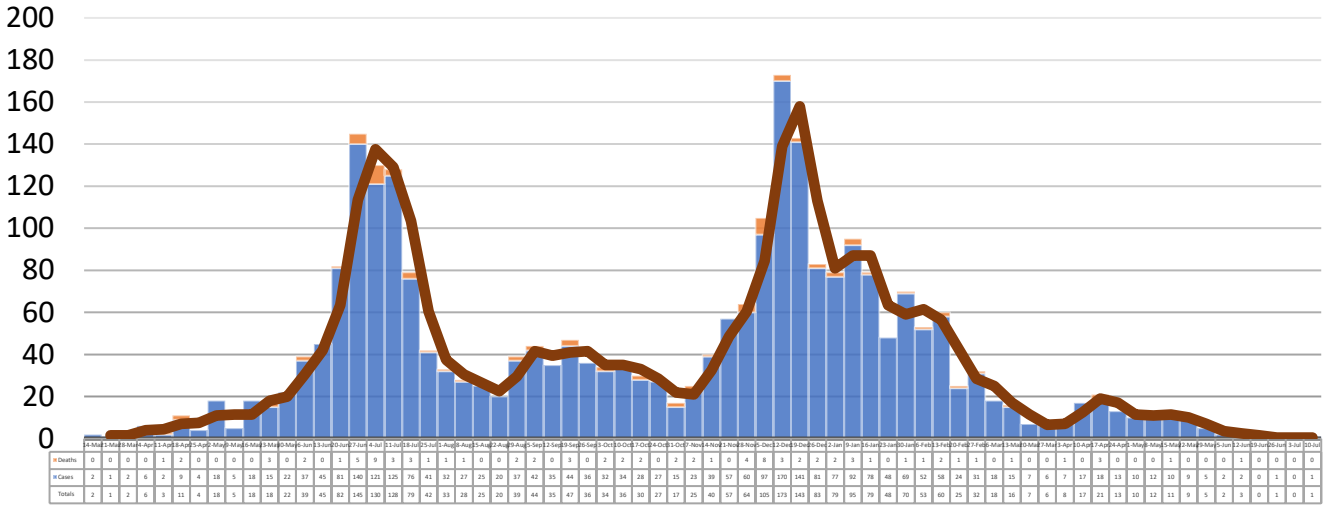
Total Cases
2642

Total Deaths
88

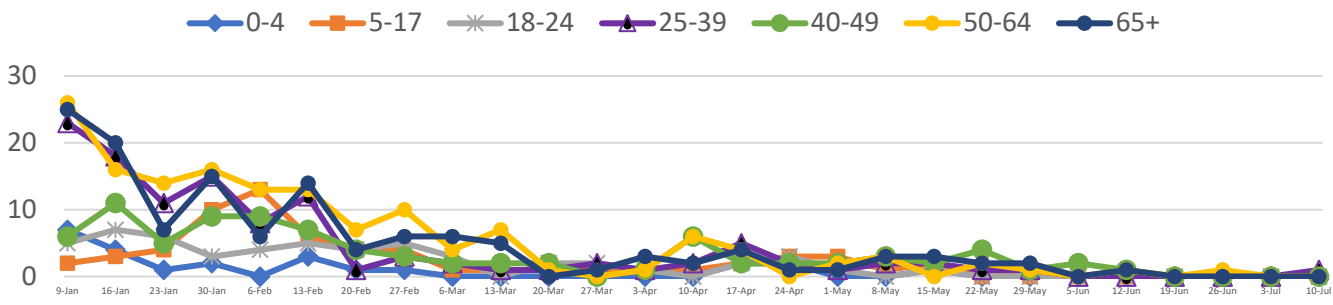
Total Incidence
(cases per 100,000)
12727.6

***Test Positivity Rate**
1.0%
(6/23-7/6)

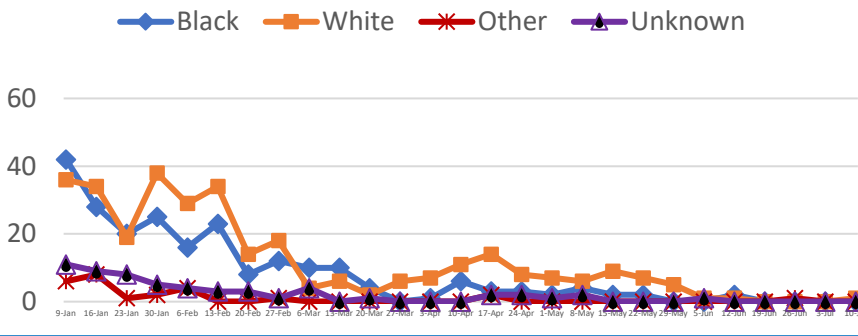
**Total Cases and Deaths, Through July 10, 2021



Total Cases, By Age January 2021-July 2021 (End of Week)



Total Cases, By Race January 2021-July 2021 (End of Week)



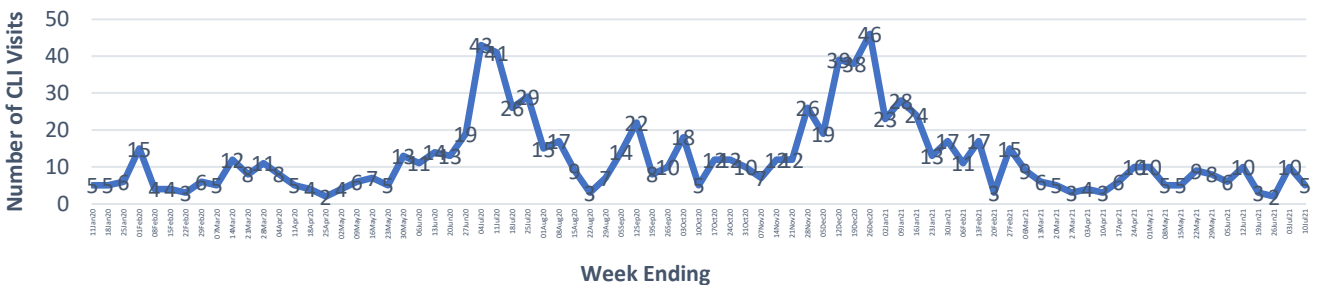
7/4/2021 – 7/10/2021

| | |
|--|---|
| # Cases via Suspected Community Transmission | 1 |
| # Cases via Outbreaks | 0 |

Outbreak Explanation

During the week of 7/4-7/10, there were no cases/patients associated with an outbreak.

COVID-19-Like Illness (CLI) Visits Grenada County, Mississippi Jan. 04, 2020 - July 10, 2021



*Counties with test percent positivity <5.0% or with <20 tests in past 14 days: Green; test percent positivity 5.0%-10.0% or with <500 tests and <2000 tests/100k and >10% positivity over 14 days: Yellow; >10.0% and not meeting the criteria for "Green" or "Yellow": Red. Test positivity is rounded to the nearest tenth of a percent before classifying. Reference: [Centers for Medicare and Medicaid Services](https://www.cms.gov/medicare/coverage/eligibility/eligibility-guidance/eligibility-guidance)

**Provisional Data: Illnesses occurring during the last two weeks may not yet have been reported and/or represented.