

CHICKASAW COUNTY WEEKLY COVID-19 SNAPSHOT



WEEK ENDING JULY 10, 2021

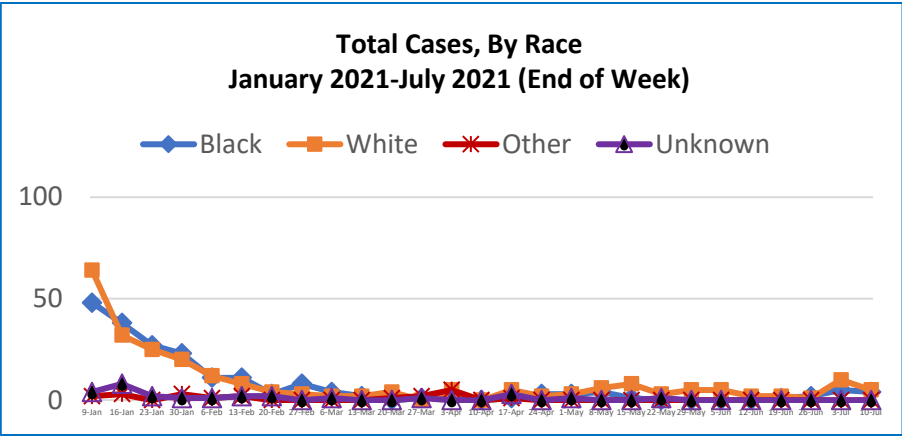
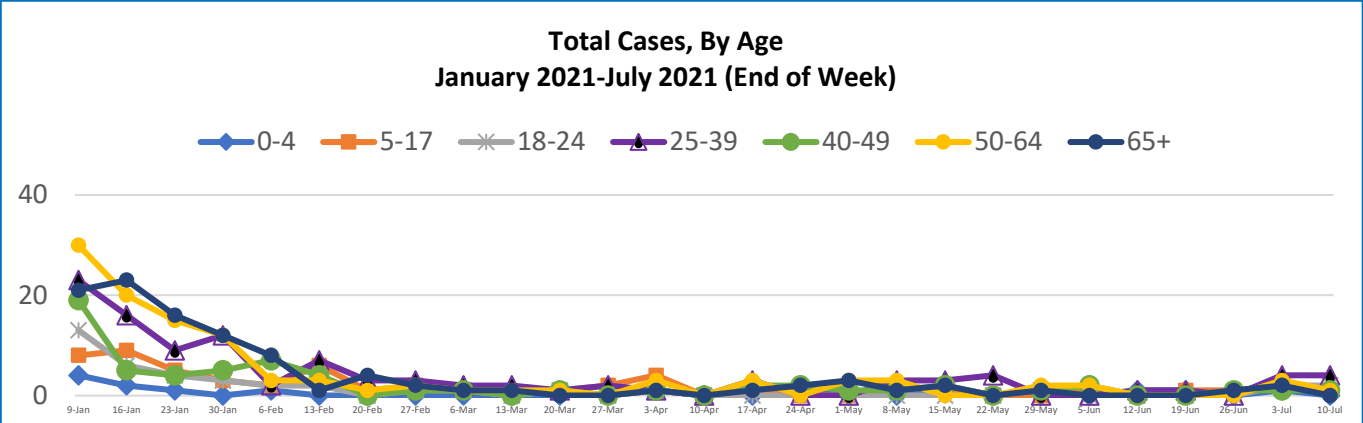
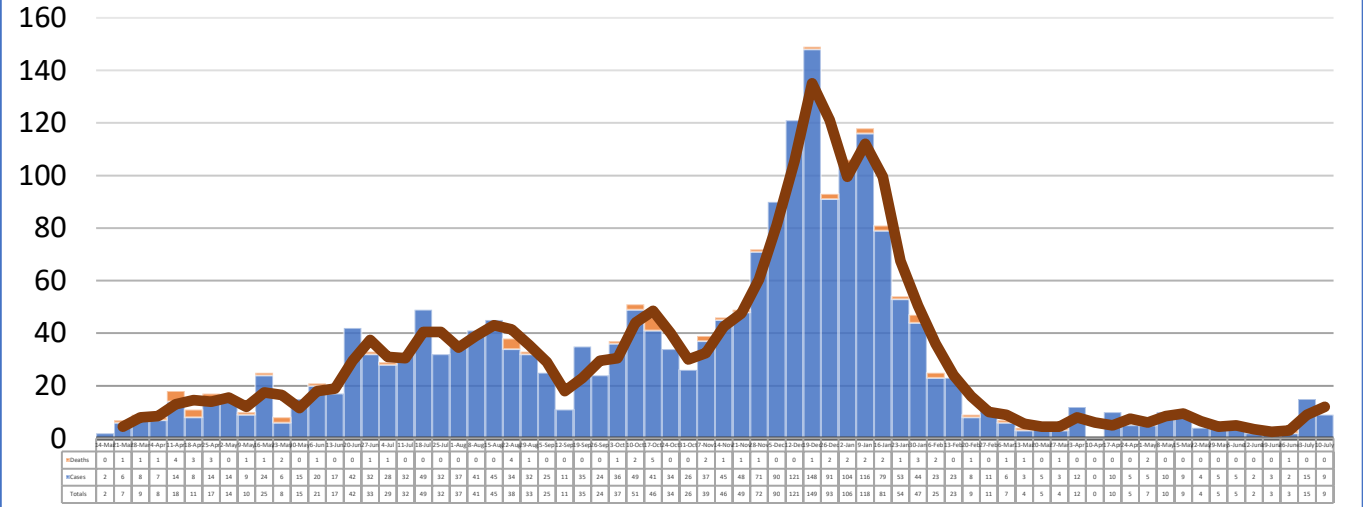
Total Cases
2134

Total Deaths
60

Total Incidence
(cases per 100,000)
12477.3

***Test Positivity Rate**
8.6%
(6/23-7/6)

****Total Cases and Deaths, Through July 10, 2021**

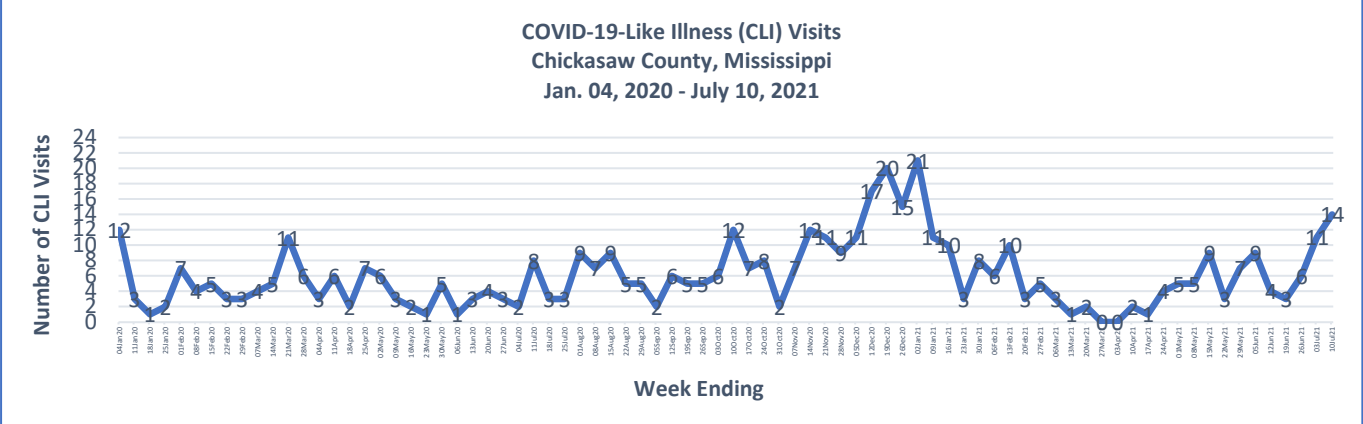


7/4/2021 – 7/10/2021

# Cases via Suspected Community Transmission	9
# Cases via Outbreaks	0

Outbreak Explanation

During the week of 7/4-7/10, there were no cases/patients associated with an outbreak.



*Counties with test percent positivity <5.0% or with <20 tests in past 14 days: Green; test percent positivity 5.0%-10.0% or with <500 tests and <2000 tests/100k and >10% positivity over 14 days: Yellow; >10.0% and not meeting the criteria for "Green" or "Yellow": Red. Test positivity is rounded to the nearest tenth of a percent before classifying. Reference: [Centers for Medicare and Medicaid Services](#)

**Provisional Data: Illnesses occurring during the last two weeks may not yet have been reported and/or represented.