

# LINCOLN COUNTY WEEKLY COVID-19 SNAPSHOT

WEEK ENDING JULY 3, 2021



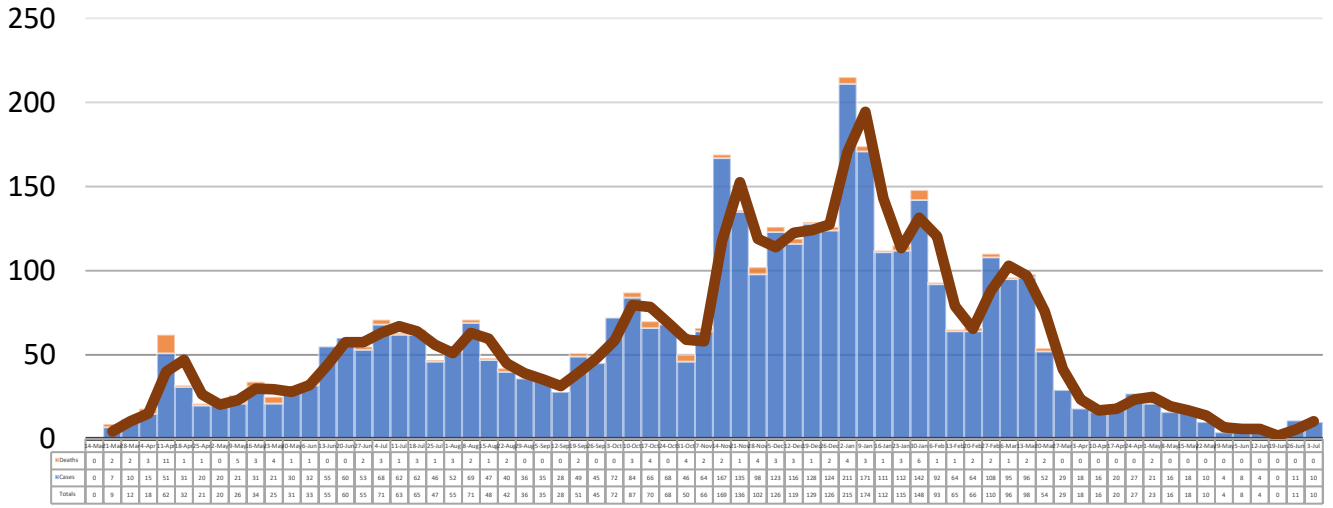
Total Cases  
**4030**

Total Deaths  
**113**

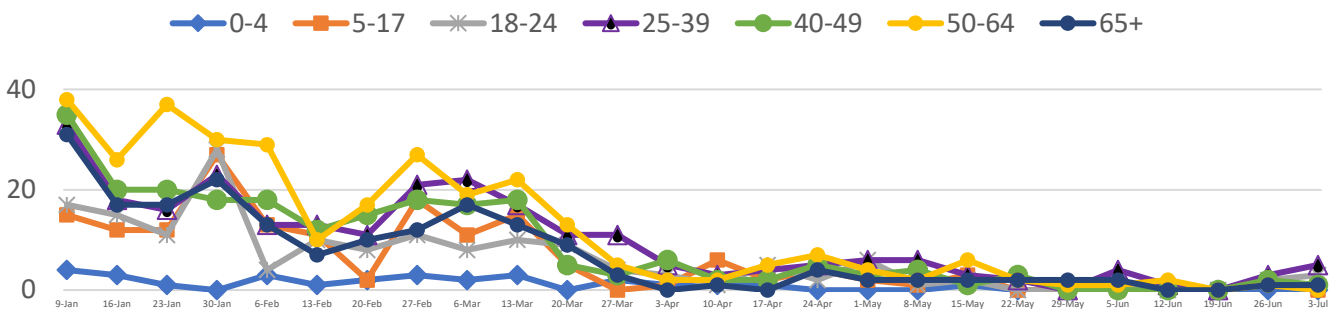
Total Incidence  
(cases per 100,000)  
**11799.8**

\*Test Positivity Rate  
**1.1%**  
(6/15-6/28)

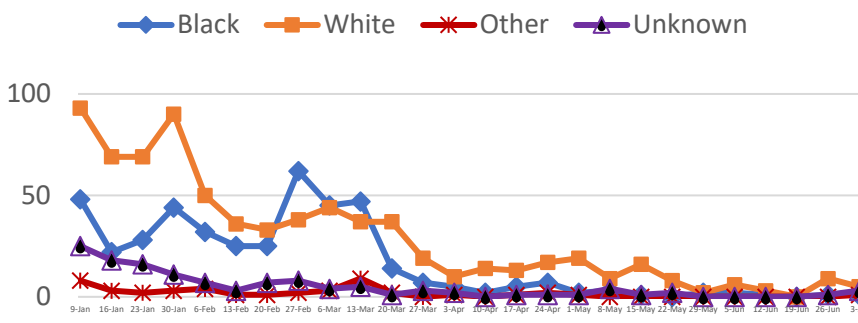
**\*\*Total Cases and Deaths, Through July 3, 2021**



**Total Cases, By Age**  
January 2021-July 2021 (End of Week)



**Total Cases, By Race**  
January 2021-July 2021 (End of Week)



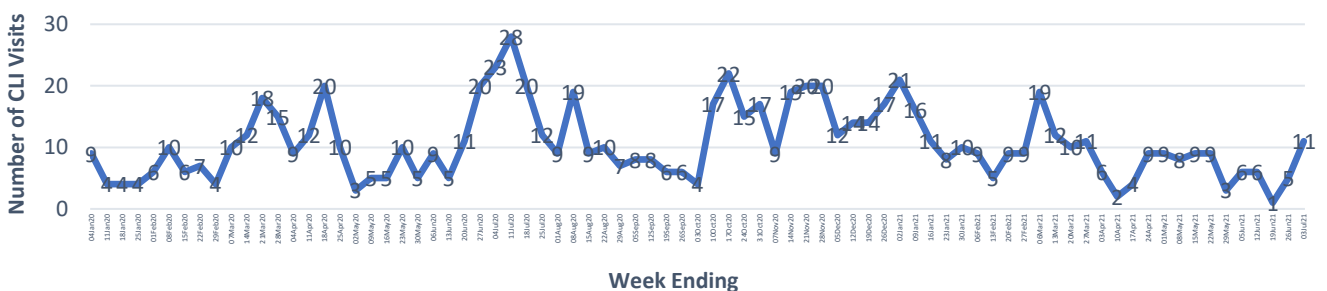
**6/27/2020 – 7/3/2021**

# Cases via Suspected Community Transmission	<b>10</b>
# Cases via Outbreaks	<b>0</b>

Outbreak Explanation

During the week of 6/27-7/3, there were no cases/patients associated with an outbreak.

**COVID-19-Like Illness (CLI) Visits**  
Lincoln County, Mississippi  
Jan. 04, 2020 - July 03, 2021



\*Counties with test percent positivity <5.0% or with <20 tests in past 14 days: Green; test percent positivity 5.0%-10.0% or with <500 tests and <2000 tests/100k and >10% positivity over 14 days: Yellow; >10.0% and not meeting the criteria for "Green" or "Yellow": Red. Test positivity is rounded to the nearest tenth of a percent before classifying. Reference: [Centers for Medicare and Medicaid Services](#)

\*\*Provisional Data: Illnesses occurring during the last two weeks may not yet have been reported and/or represented.