

# LEAKE COUNTY WEEKLY COVID-19 SNAPSHOT

WEEK ENDING JUNE 5, 2021



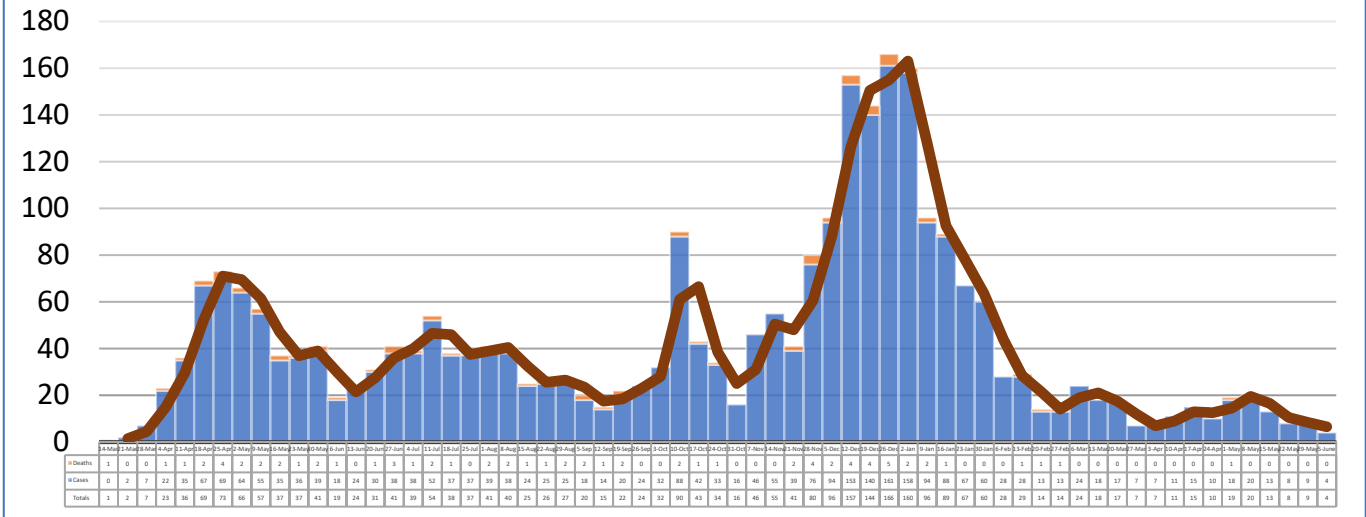
**Total Cases**  
**2711**

**Total Deaths**  
**74**

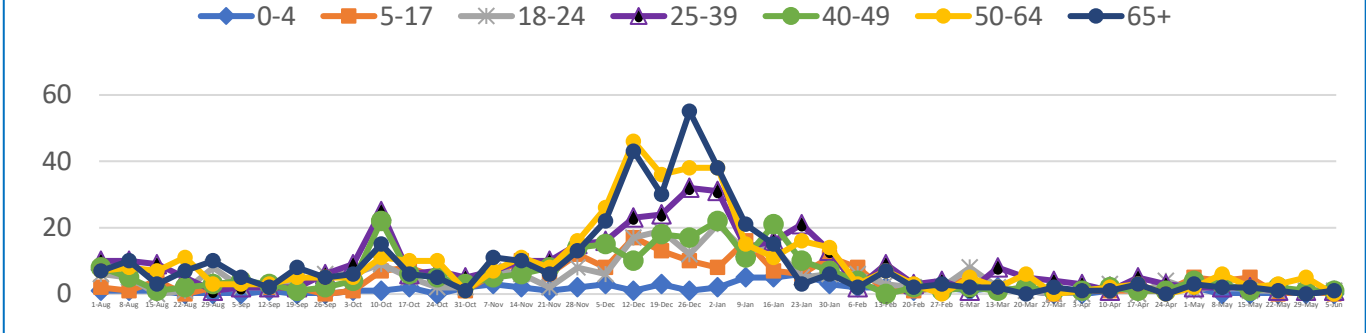
**Total Incidence**  
(cases per 100,000)  
**11897.7**

**\*Test Positivity Rate**  
**3.7%**  
(5/19-6/1)

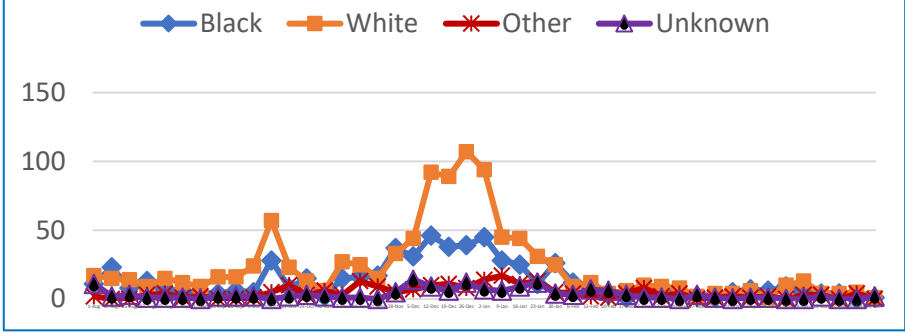
**\*\*Total Cases and Deaths, Through June 5, 2021**



**Total Cases, By Age**  
August 2020-June 2021 (End of Week)



**Total Cases, By Race**  
August 2020-June 2021 (End of Week)



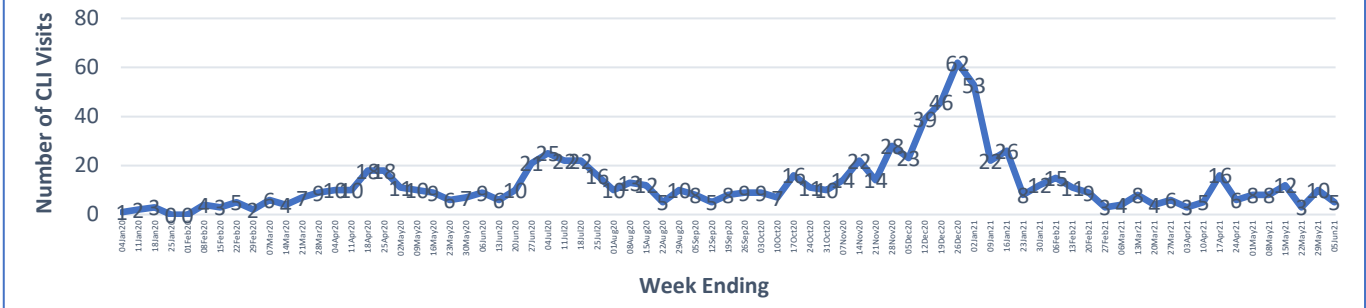
**5/30/2021 – 6/5/2021**

# Cases via Suspected Community Transmission	3
# Cases via Outbreaks	1

**Outbreak Explanation**

During the week of 5/30-6/5, one (1) case/patient was associated with an outbreak in a Long-Term Care Facility (LTCF).

**COVID-19-Like Illness (CLI) Visits**  
Leake County, Mississippi  
Jan. 04, 2020 - June 05, 2021



\*Counties with test percent positivity <5.0% or with <20 tests in past 14 days: Green; test percent positivity 5.0%-10.0% or with <500 tests and <2000 tests/100k and >10% positivity over 14 days: Yellow; >10.0% and not meeting the criteria for "Green" or "Yellow": Red. Test positivity is rounded to the nearest tenth of a percent before classifying. Reference: [Centers for Medicare and Medicaid Services](#)

\*\*Provisional Data: Illnesses occurring during the last two weeks may not yet have been reported and/or represented.