

# MADISON COUNTY WEEKLY COVID-19 SNAPSHOT

WEEK ENDING MAY 22, 2021



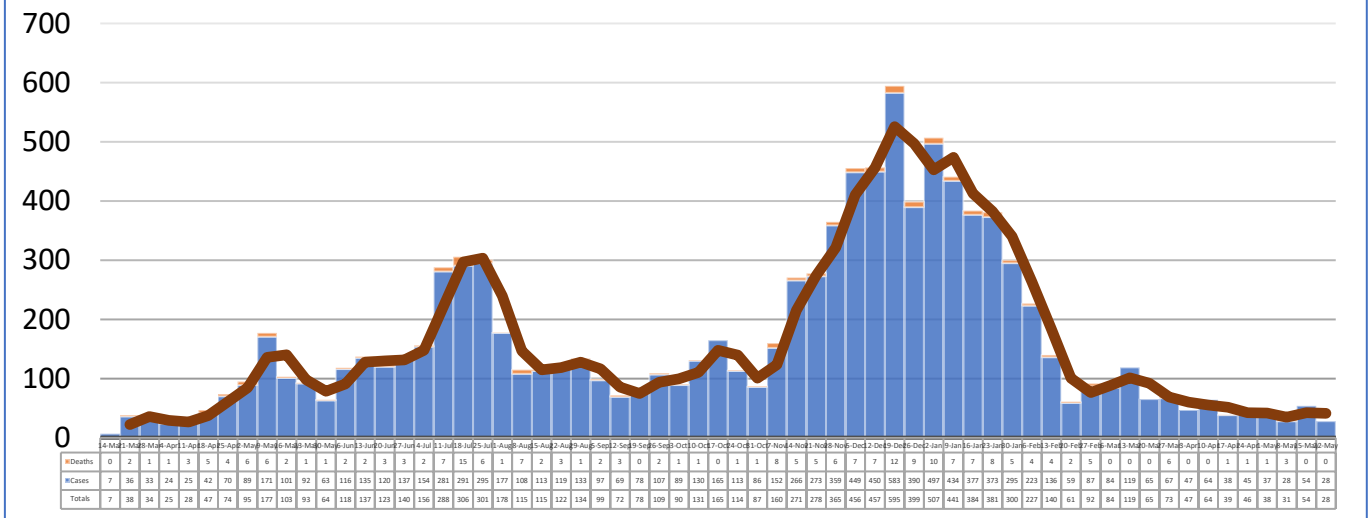
**Total Cases**  
**10,168**

**Total Deaths**  
**220**

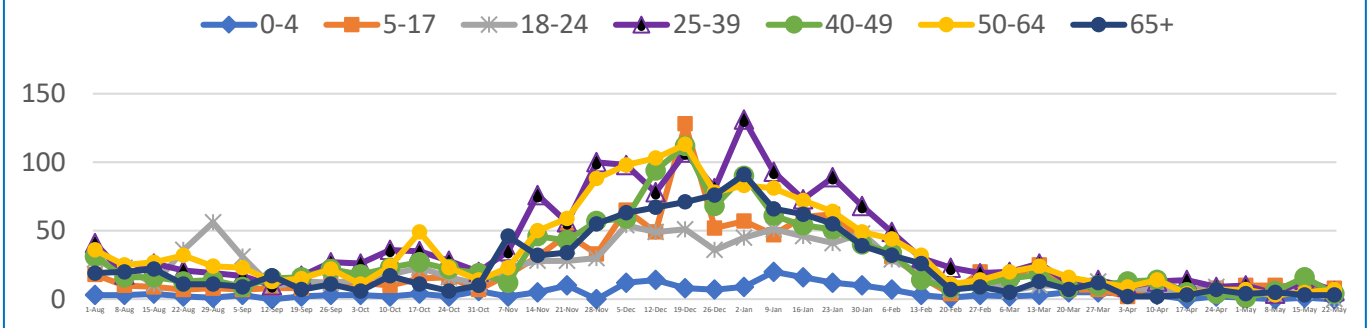
**Total Incidence**  
(cases per 100,000)  
**9567.9**

**\*Test Positivity Rate**  
**4.6%**  
(5/5-5/18)

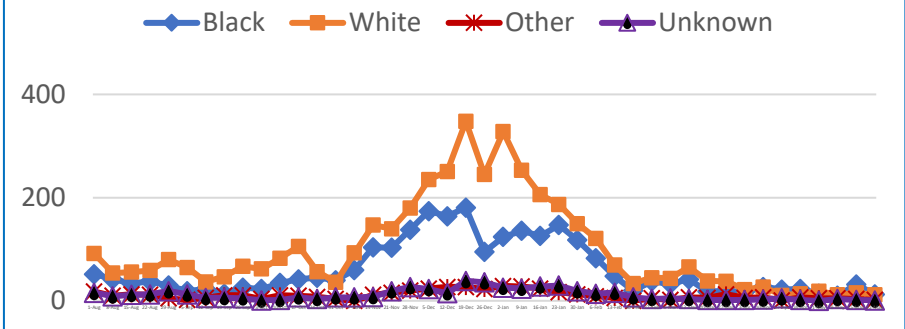
**\*\*Total Cases and Deaths, Through May 22, 2021**



**Total Cases, By Age August 2020-May 2021 (End of Week)**



**Total Cases, By Race August 2020-May 2021 (End of Week)**



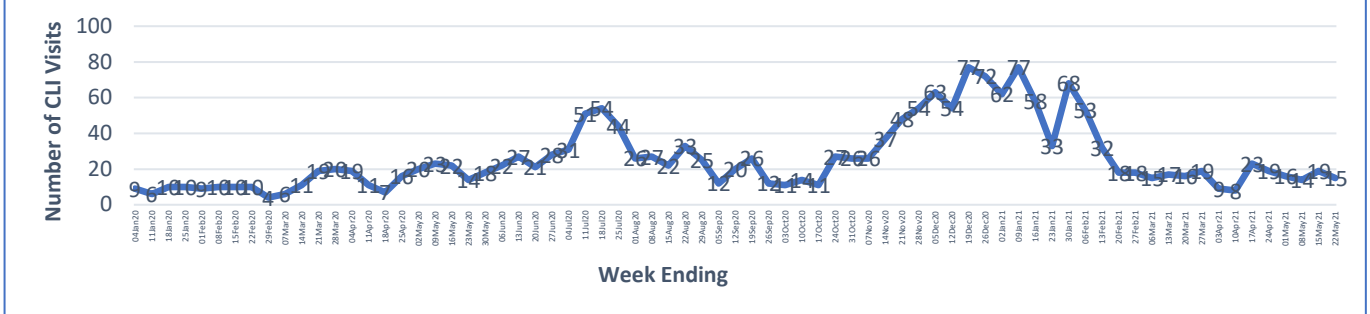
**5/16/2021 – 5/22/2021**

|  |    |
|--|----|
| # Cases via Suspected Community Transmission | 28 |
| # Cases via Outbreaks                        | 0  |

**Outbreak Explanation**

During the week of 5/16-5/22, there were no cases/patients associated with an outbreak.

**COVID-19-Like Illness (CLI) Visits Madison County, Mississippi Jan. 04, 2020 - May 22, 2021**



\*Counties with test percent positivity <5.0% or with <20 tests in past 14 days: Green; test percent positivity 5.0%-10.0% or with <500 tests and <2000 tests/100k and >10% positivity over 14 days: Yellow; >10.0% and not meeting the criteria for "Green" or "Yellow": Red. Test positivity is rounded to the nearest tenth of a percent before classifying. Reference: [Centers for Medicare and Medicaid Services](#)

\*\*Provisional Data: Illnesses occurring during the last two weeks may not yet have been reported and/or represented.