

# SUNFLOWER COUNTY WEEKLY COVID-19 SNAPSHOT



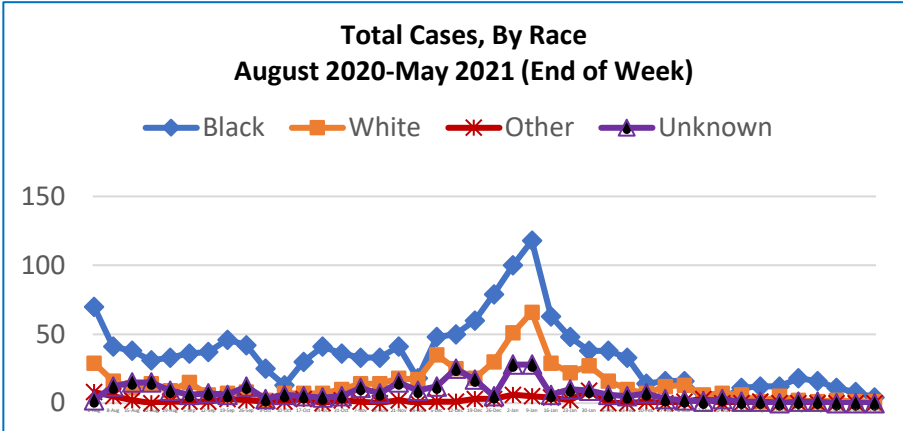
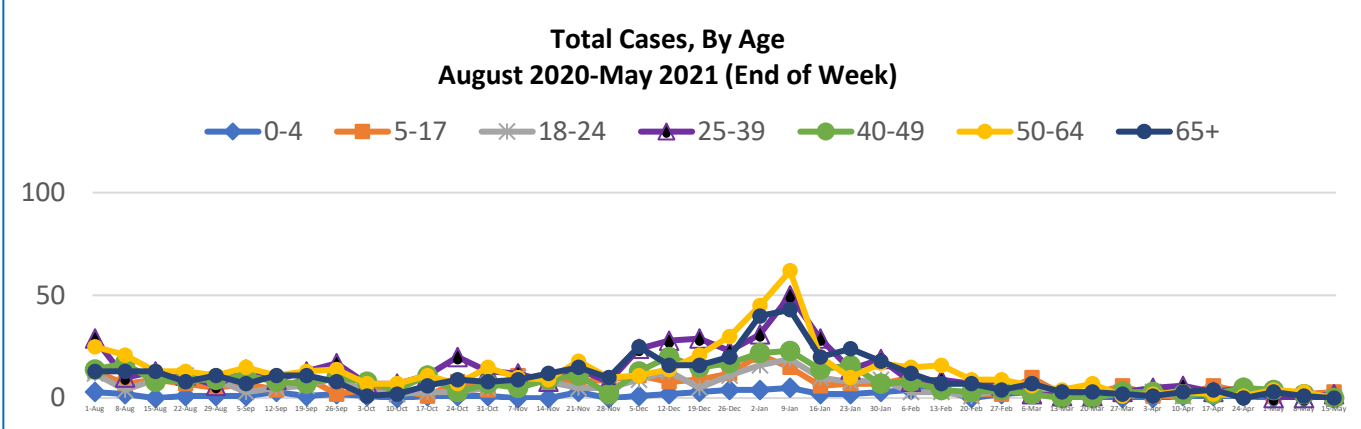
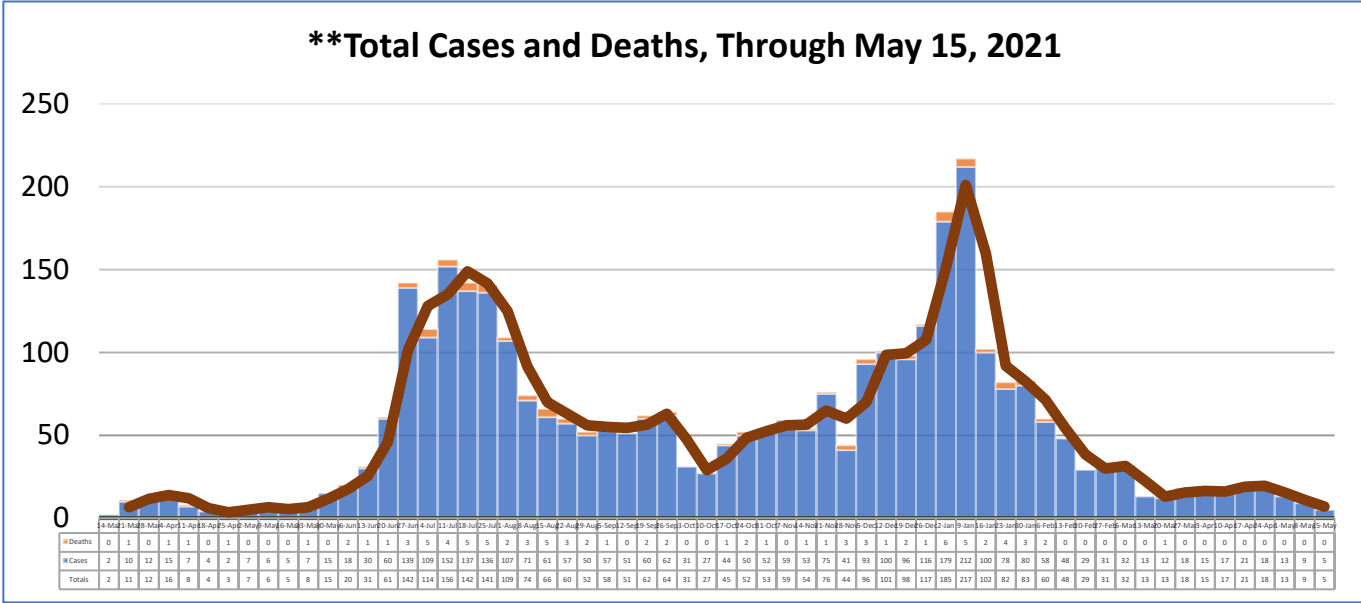
WEEK ENDING MAY 15, 2021

**Total Cases**  
**3364**

**Total Deaths**  
**90**

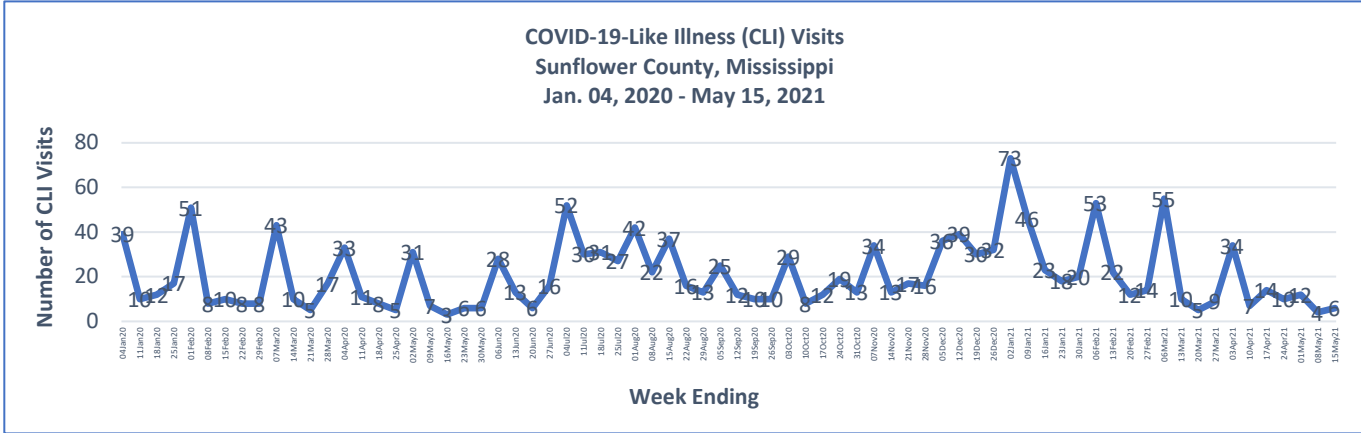
**Total Incidence**  
(cases per 100,000)  
**13397.1**

**\*Test Positivity Rate**  
**5.8%**  
(4/28-5/11)



**5/9/2021 – 5/15/2021**

# Cases via Suspected Community Transmission	5
# Cases via Outbreaks	0
<b>Outbreak Explanation</b>	
During the week of 5/9-5/15, there were no cases/patients associated with an outbreak.	



\*Counties with test percent positivity <5.0% or with <20 tests in past 14 days: Green; test percent positivity 5.0%-10.0% or with <500 tests and <2000 tests/100k and >10% positivity over 14 days: Yellow; >10.0% and not meeting the criteria for "Green" or "Yellow": Red. Test positivity is rounded to the nearest tenth of a percent before classifying. Reference: [Centers for Medicare and Medicaid Services](https://www.cms.gov/medicare/medicaid-coverage/medicaid-services)

\*\*Provisional Data: Illnesses occurring during the last two weeks may not yet have been reported and/or represented.