

# LOWNDES COUNTY WEEKLY COVID-19 SNAPSHOT

WEEK ENDING MAY 15, 2021



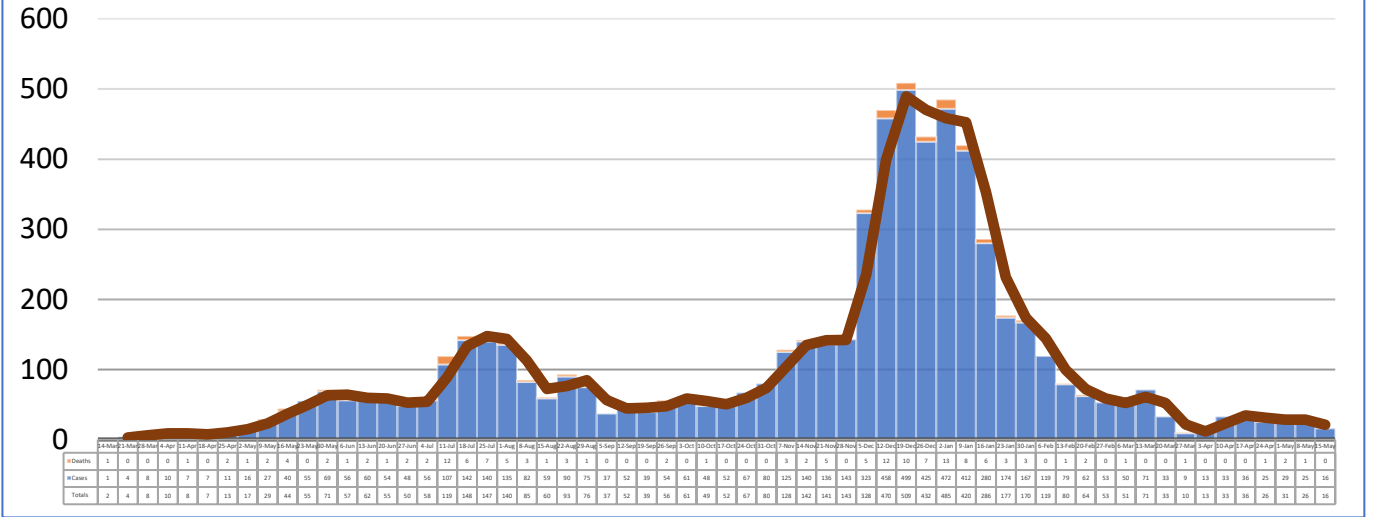
**Total Cases**  
**6407**

**Total Deaths**  
**148**

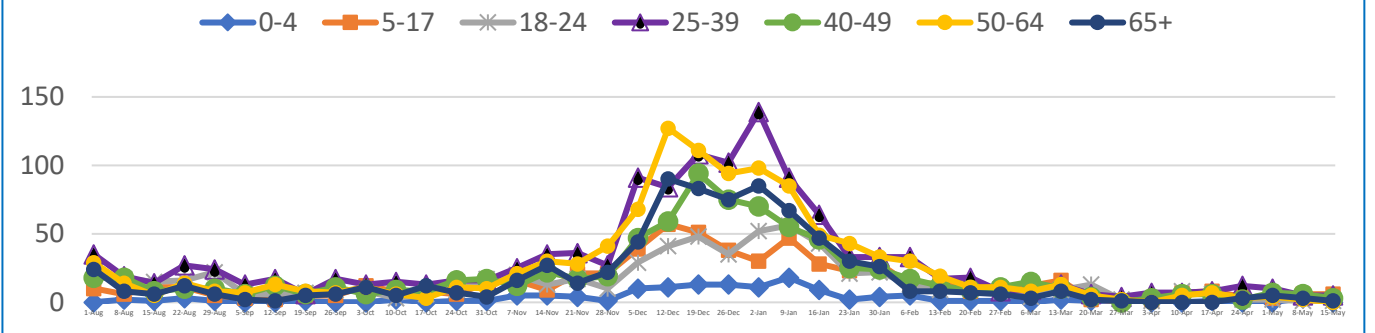
**Total Incidence**  
(cases per 100,000)  
**10934.4**

**\*Test Positivity Rate**  
**4.5%**  
(4/28-5/11)

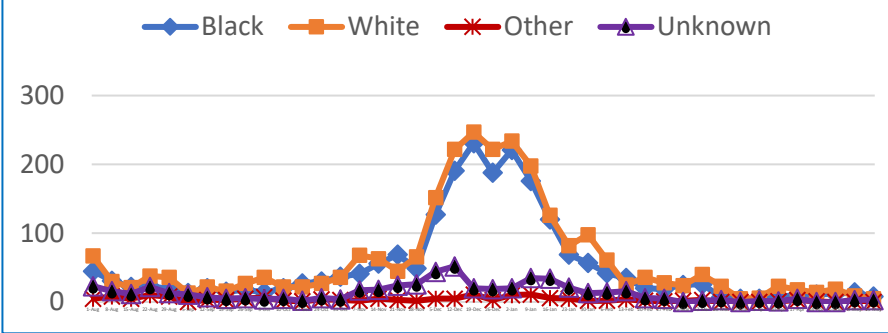
**\*\*Total Cases and Deaths, Through May 15, 2021**



**Total Cases, By Age**  
August 2020-May 2021 (End of Week)

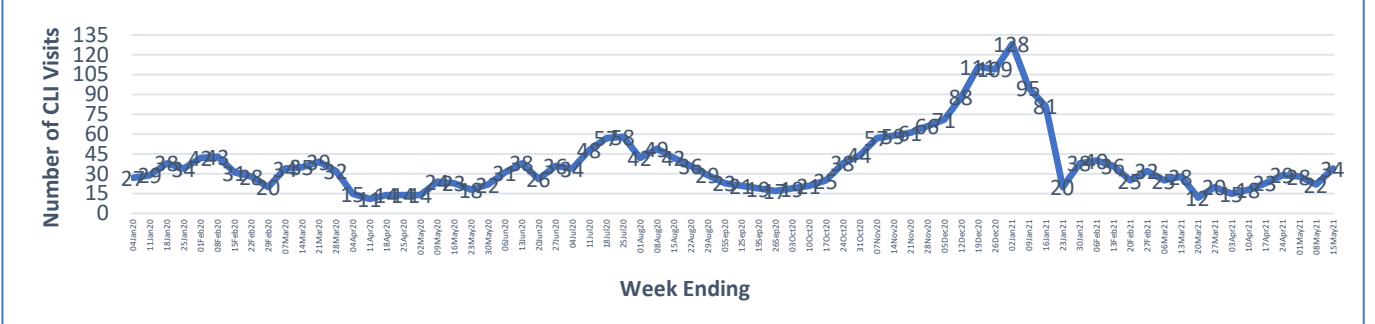


**Total Cases, By Race**  
August 2020-May 2021 (End of Week)



5/9/2020 – 5/15/2021	
# Cases via Suspected Community Transmission	16
# Cases via Outbreaks	0
<b>Outbreak Explanation</b>	
During the week of 5/9-5/15, there were no cases/patients associated with an outbreak.	

**COVID-19-Like Illness (CLI) Visits**  
Lowndes County, Mississippi  
Jan. 04, 2020 - May 15, 2021



\*Counties with test percent positivity <5.0% or with <20 tests in past 14 days: Green; test percent positivity 5.0%-10.0% or with <500 tests and <2000 tests/100k and >10% positivity over 14 days: Yellow; >10.0% and not meeting the criteria for "Green" or "Yellow": Red. Test positivity is rounded to the nearest tenth of a percent before classifying. Reference: [Centers for Medicare and Medicaid Services](#)

\*\*Provisional Data: Illnesses occurring during the last two weeks may not yet have been reported and/or represented.