

# JONES COUNTY WEEKLY COVID-19 SNAPSHOT

WEEK ENDING APRIL 3, 2021



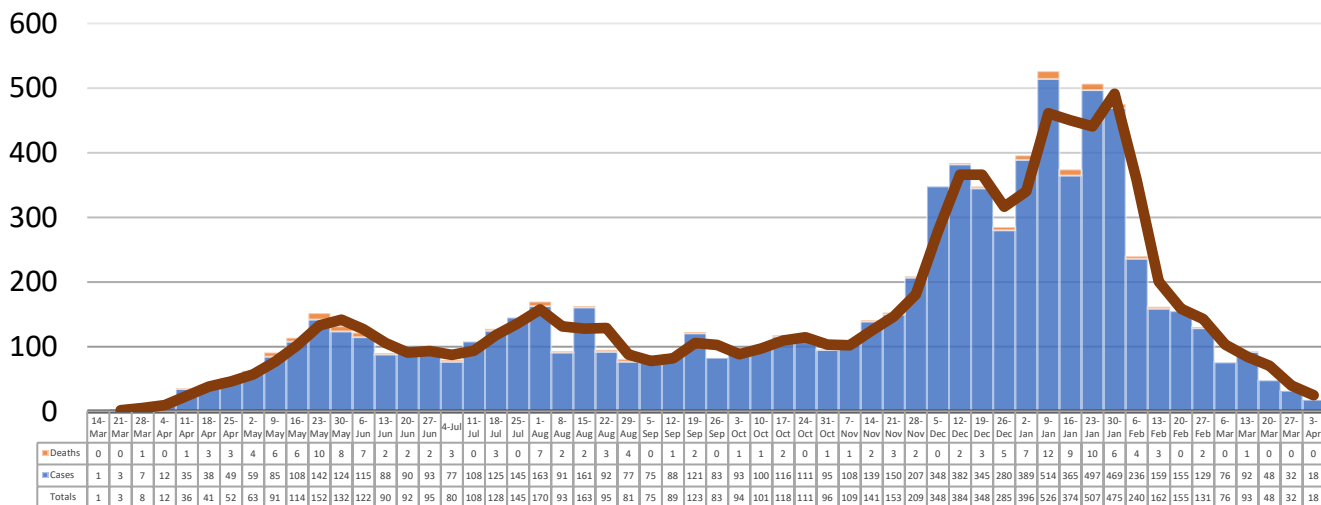
**Total Cases**  
**8267**

**Total Deaths**  
**159**

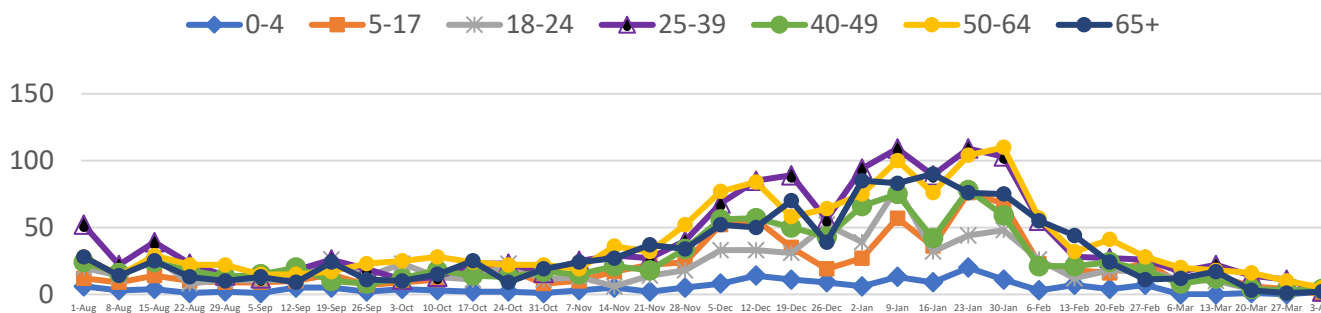
**Total Incidence**  
(cases per 100,000)  
**12139.9**

**\*Test Positivity Rate**  
**2.8%**  
(3/17-3/30)

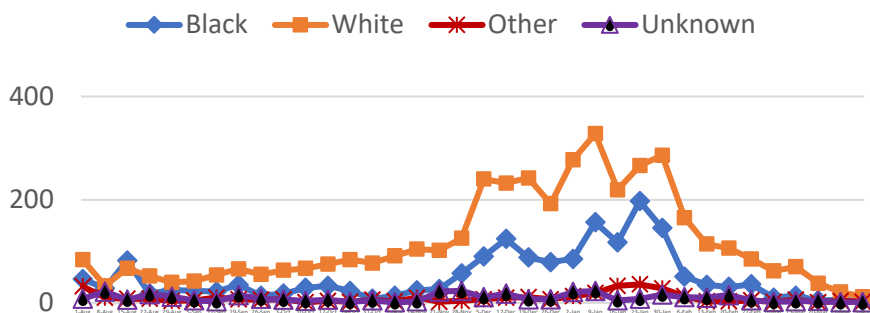
**\*\*Total Cases and Deaths, Through April 3, 2021**



**Total Cases, By Age**  
August 2020-April 2021 (End of Week)



**Total Cases, By Race**  
August 2020-April 2021 (End of Week)



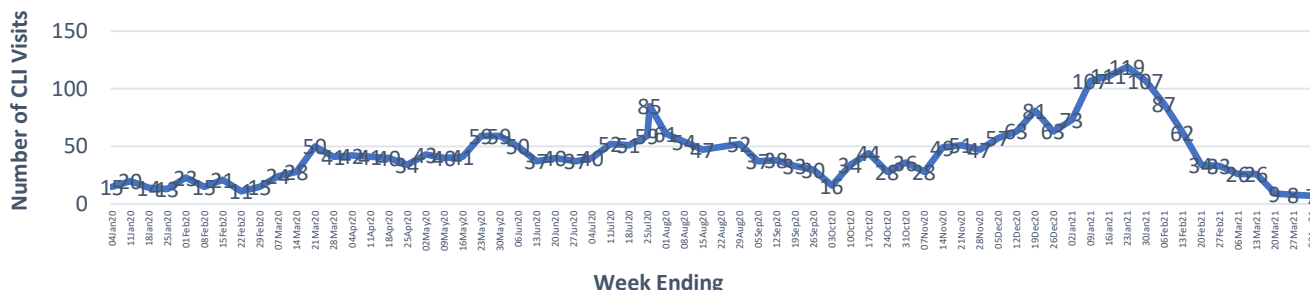
**3/28/2021 – 4/3/2021**

# Cases via Suspected Community Transmission	17
# Cases via Outbreaks	1

**Outbreak Explanation**

During the week of 3/28-4/3, one (1) case/patient was associated with an outbreak in a Long-Term Care Facility (LTCF).

**COVID-19-Like Illness (CLI) Visits**  
Jones County, Mississippi  
Jan. 04, 2020 - Apr. 03, 2021



\*Counties with test percent positivity <5.0% or with <20 tests in past 14 days: Green; test percent positivity 5.0%-10.0% or with <500 tests and <2000 tests/100k and >10% positivity over 14 days: Yellow; >10.0% and not meeting the criteria for "Green" or "Yellow": Red. Test positivity is rounded to the nearest tenth of a percent before classifying. Reference: [Centers for Medicare and Medicaid Services](#)

\*\*Provisional Data: Illnesses occurring during the last two weeks may not yet have been reported and/or represented.