

# COVINGTON COUNTY WEEKLY COVID-19 SNAPSHOT

WEEK ENDING MARCH 13, 2021



Total Cases

2518

Total Deaths

80

Total Incidence

(cases per 100,000)

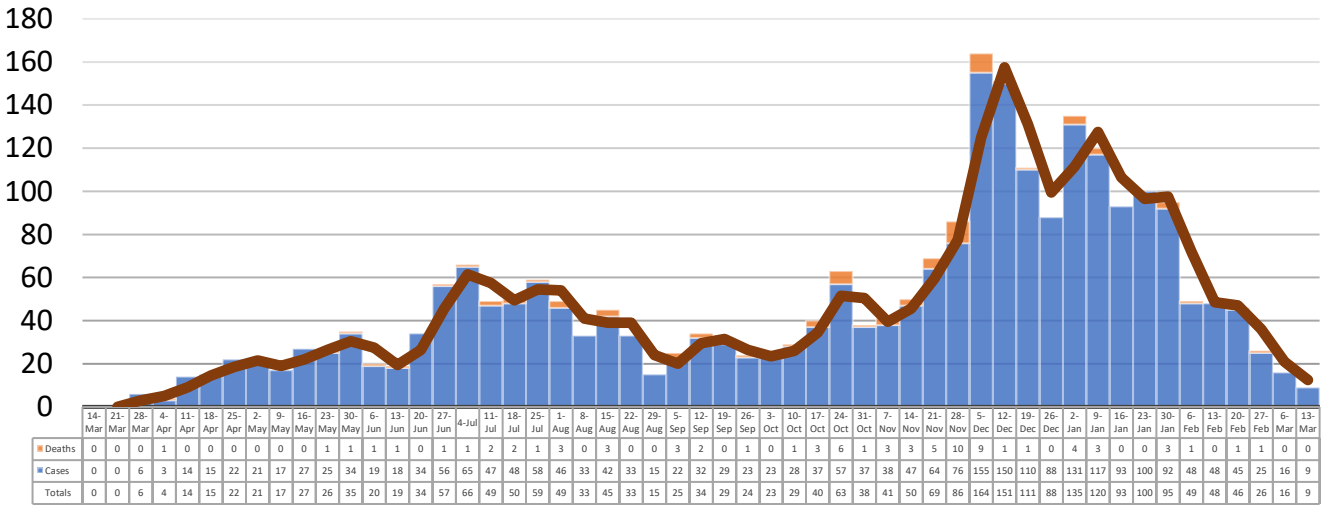
13511.5

\*Test Positivity Rate

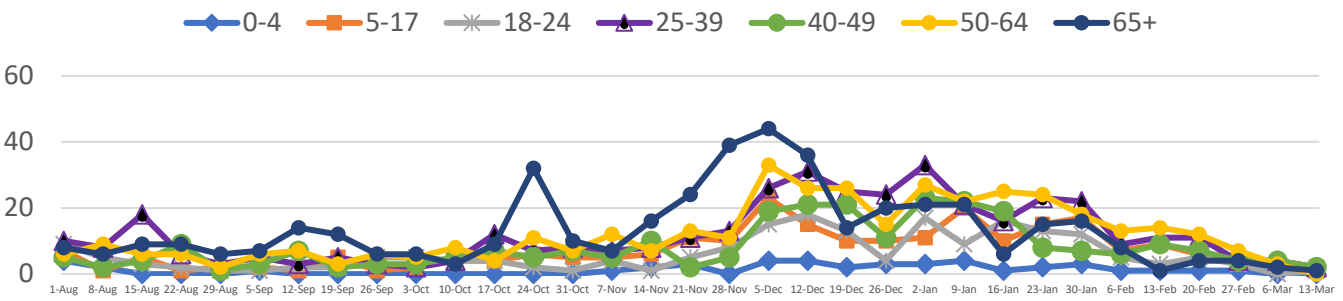
2.0%

(2/24-3/9)

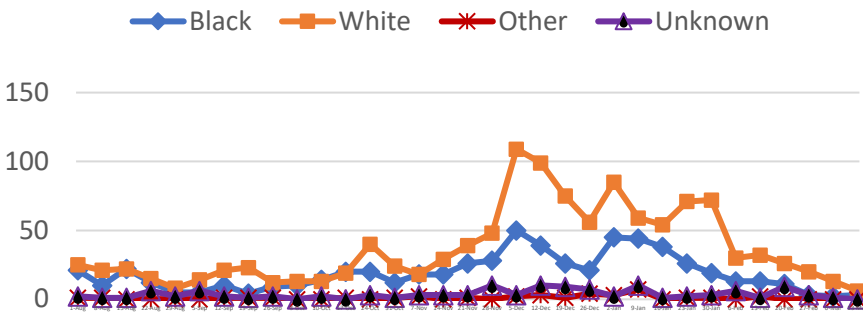
## \*\*Total Cases and Deaths, Through March 13, 2021



## Total Cases, By Age August 2020-March 2021 (End of Week)



## Total Cases, By Race August 2020-March 2021 (End of Week)



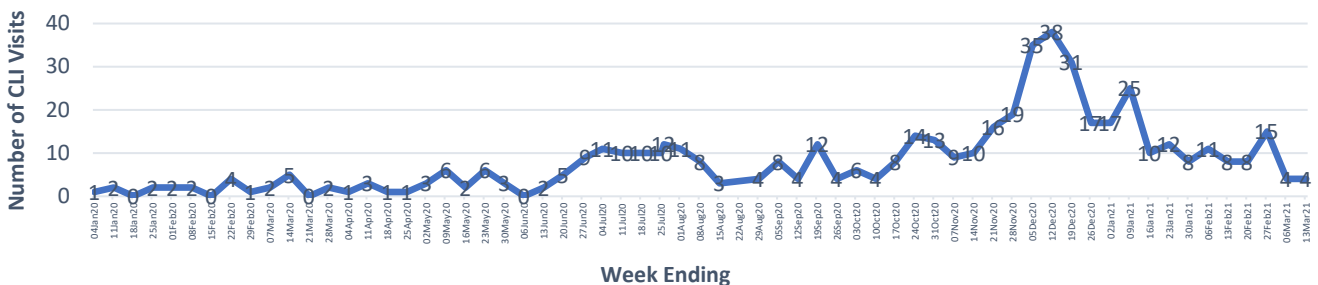
### 3/7/2021 – 3/13/2021

# Cases via Suspected Community Transmission	8
# Cases via Outbreaks	1

#### Outbreak Explanation

During the week of 3/7-3/13, one (1) case/patient was associated with an outbreak in a Long-Term Care Facility (LTCF).

## COVID-19-Like Illness (CLI) Visits Covington County, Mississippi Jan. 04, 2020 - Mar. 13, 2021



\*Counties with test percent positivity <5.0% or with <20 tests in past 14 days: Green; test percent positivity 5.0%-10.0% or with <500 tests and <2000 tests/100k and >10% positivity over 14 days: Yellow; >10.0% and not meeting the criteria for "Green" or "Yellow": Red. Test positivity is rounded to the nearest tenth of a percent before classifying. Reference: [Centers for Medicare and Medicaid Services](#)

\*\*Provisional Data: Illnesses occurring during the last two weeks may not yet have been reported and/or represented.