

# STONE COUNTY WEEKLY COVID-19 SNAPSHOT

WEEK ENDING MARCH 6, 2021



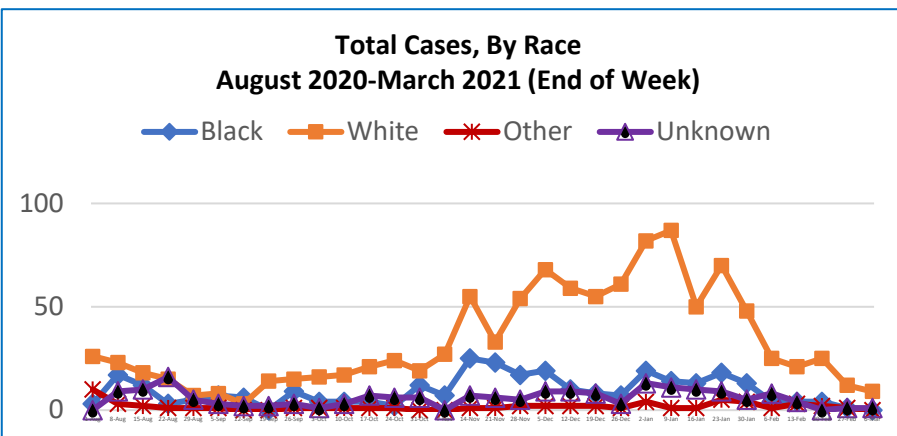
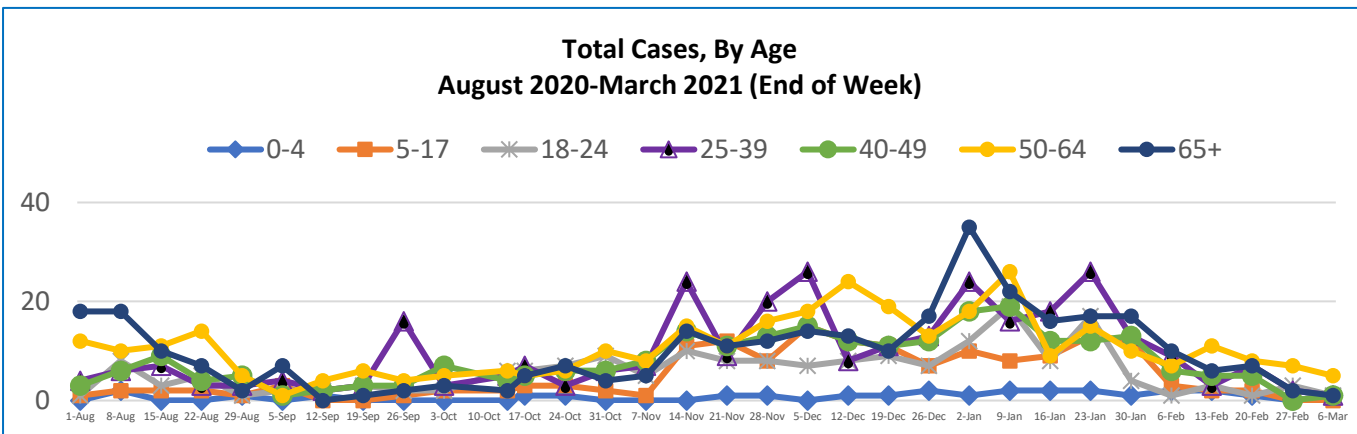
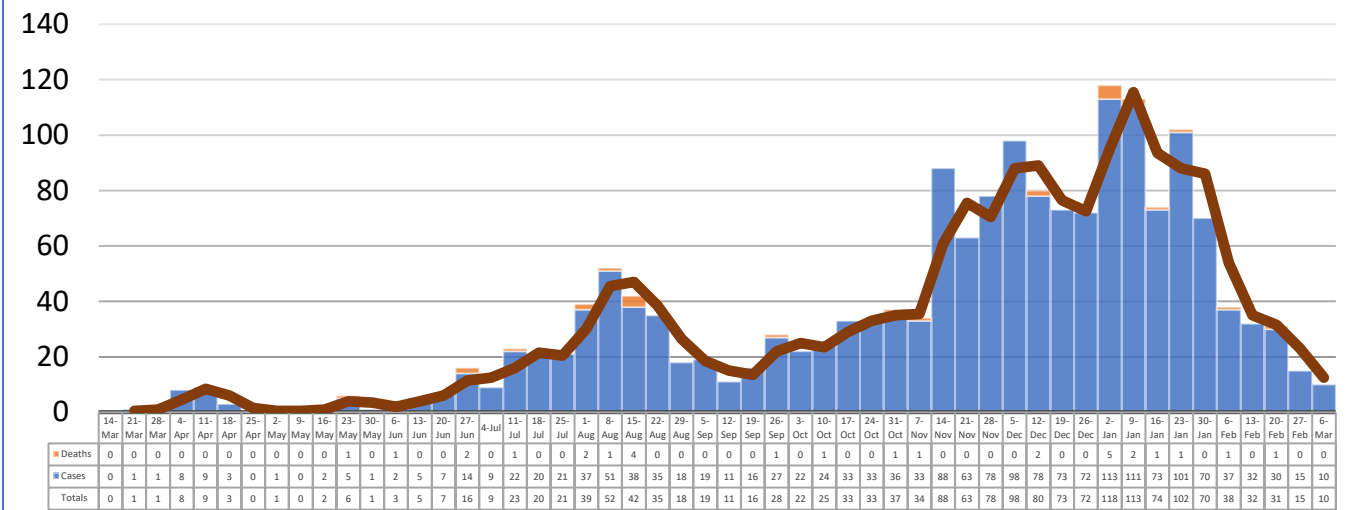
**Total Cases**  
**1735**

**Total Deaths**  
**29**

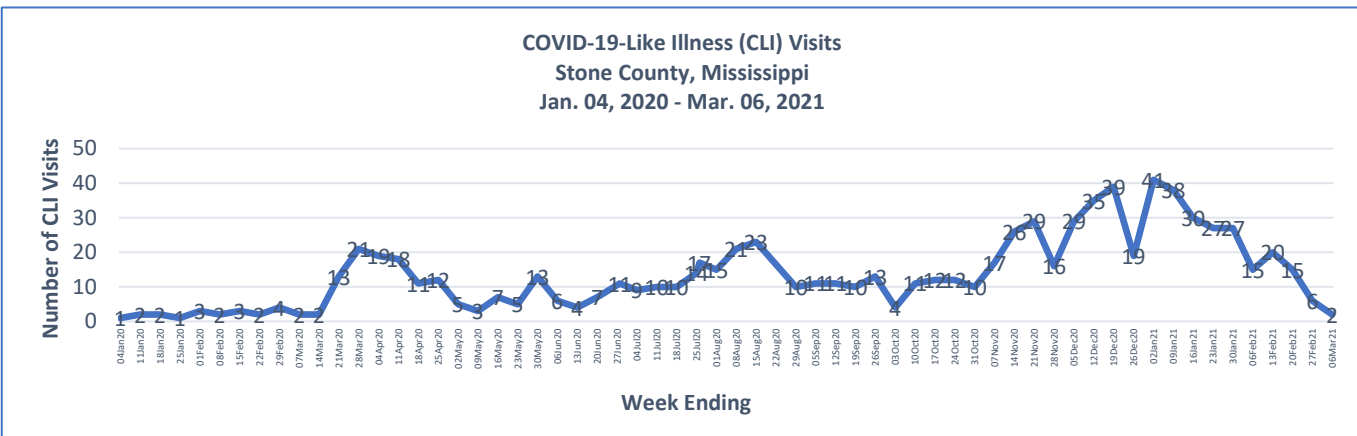
**Total Incidence**  
(cases per 100,000)  
**9462.3**

**\*Test Positivity Rate**  
**2.5%**  
(2/17-3/2)

### \*\*Total Cases and Deaths, Through March 6, 2021



2/28/2021 – 3/6/2021	
# Cases via Suspected Community Transmission	10
# Cases via Outbreaks	0
Outbreak Explanation	
During the week of 2/28-3/6, there were no cases/patients associated with an outbreak.	



\*Counties with test percent positivity <5.0% or with <20 tests in past 14 days: Green; test percent positivity 5.0%-10.0% or with <500 tests and <2000 tests/100k and >10% positivity over 14 days: Yellow; >10.0% and not meeting the criteria for "Green" or "Yellow": Red. Test positivity is rounded to the nearest tenth of a percent before classifying. Reference: [Centers for Medicare and Medicaid Services](https://www.cms.gov/medicare/medicaid-support/data-analysis/medicaid-testing-services)

\*\*Provisional Data: Illnesses occurring during the last two weeks may not yet have been reported and/or represented.