

JACKSON COUNTY WEEKLY COVID-19 SNAPSHOT

WEEK ENDING FEBRUARY 21, 2021



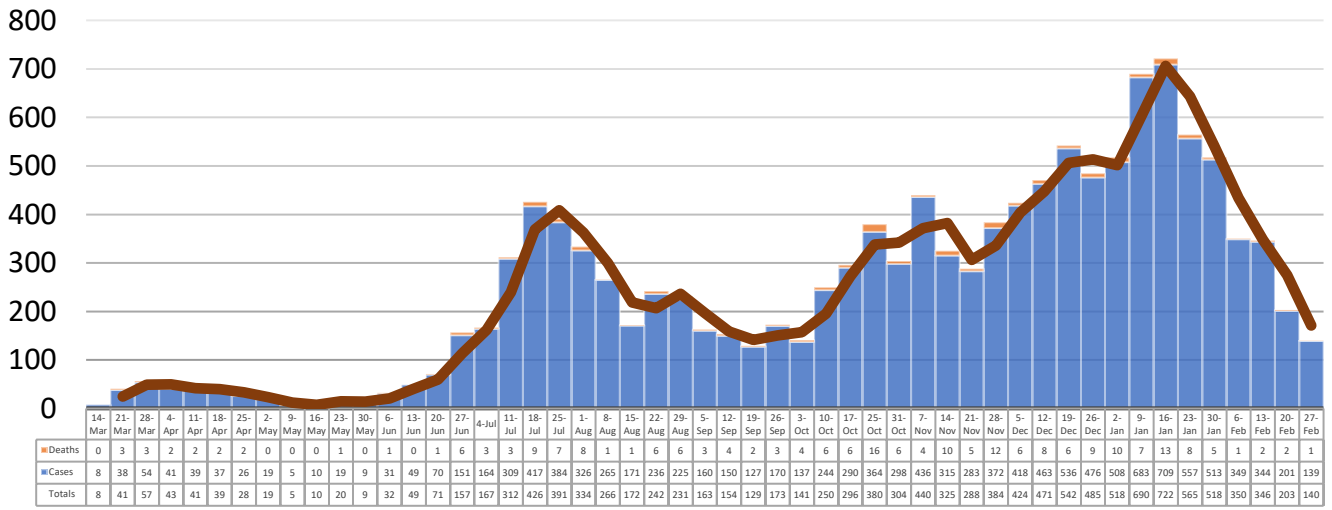
Total Cases
12,575

Total Deaths
226

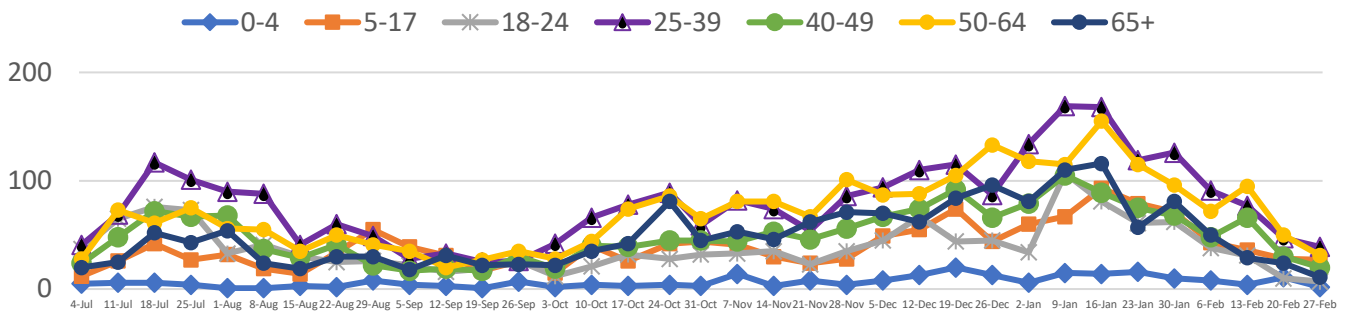
Total Incidence
(cases per 100,000)
8755.9

***Test Positivity Rate**
11.3%
(2/11-2/24)

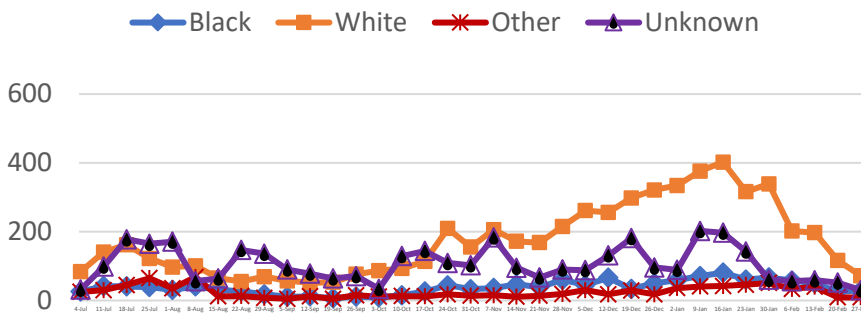
**Total Cases and Deaths, Through February 21, 2021



Total Cases, By Age July 2020-February 2021 (End of Week)



Total Cases, By Race July 2020-February 2021 (End of Week)



2/21/2021 – 2/27/2021

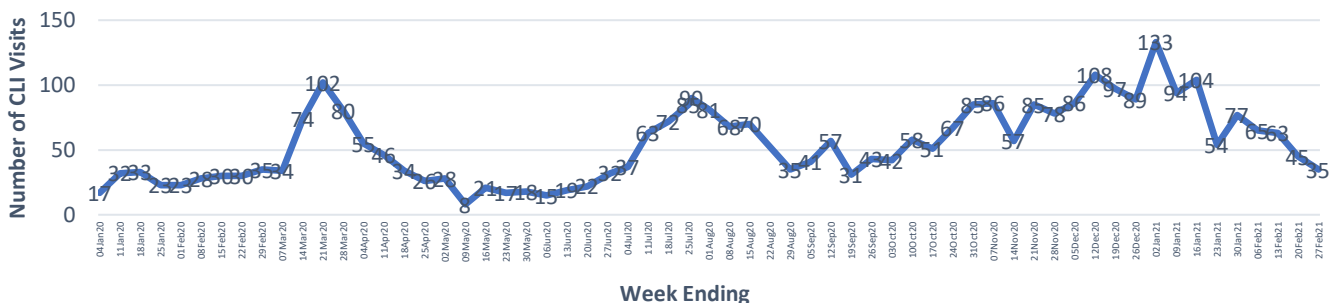
Cases via Suspected Community Transmission: **137**

Cases via Outbreaks: **3**

Outbreak Explanation

During the week of 2/21-2/27, three (3) cases/patients were associated with outbreaks in Long-Term Care Facilities (LTCF).

COVID-19-Like Illness (CLI) Visits Jackson County, Mississippi Jan. 04, 2020 - Feb. 27, 2021



*Counties with test percent positivity <5.0% or with <20 tests in past 14 days: Green; test percent positivity 5.0%-10.0% or with <500 tests and <2000 tests/100k and >10% positivity over 14 days: Yellow; >10.0% and not meeting the criteria for "Green" or "Yellow": Red. Test positivity is rounded to the nearest tenth of a percent before classifying. Reference: [Centers for Medicare and Medicaid Services](https://www.cms.gov/medicare/medicaid-coverage/medicaid-services)

**Provisional Data: Illnesses occurring during the last two weeks may not yet have been reported and/or represented.