

LEAKE COUNTY WEEKLY COVID-19 SNAPSHOT

WEEK ENDING FEBRUARY 20, 2021



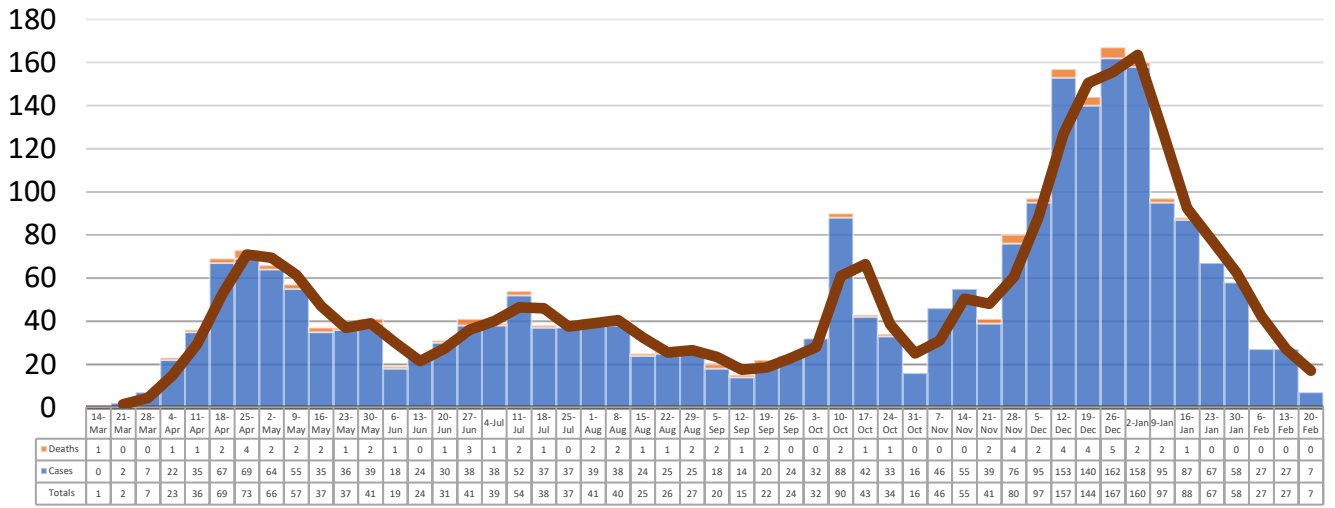
Total Cases
2505

Total Deaths
70

Total Incidence
(cases per 100,000)
10993.6

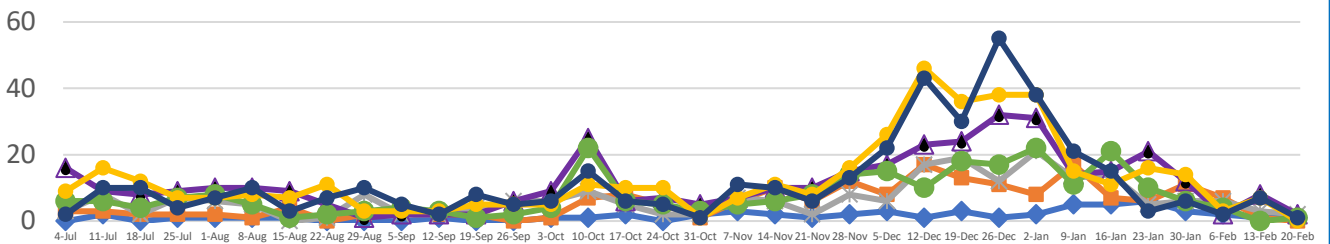
***Test Positivity Rate**
9.6%
(2/4-2/17)

****Total Cases and Deaths, Through February 20, 2021**



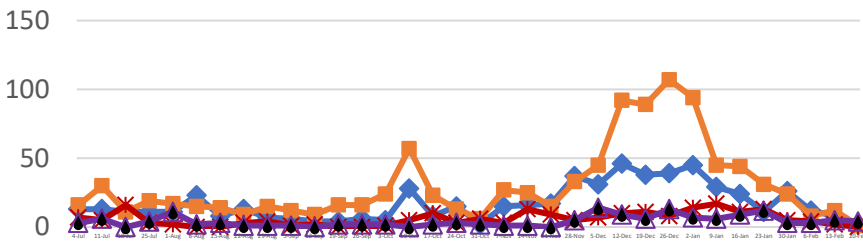
Total Cases, By Age
July 2020-February 2021 (End of Week)

0-4 5-17 18-24 25-39 40-49 50-64 65+



Total Cases, By Race
July 2020-February 2021 (End of Week)

Black White Other Unknown



2/14/2021 – 2/20/2021

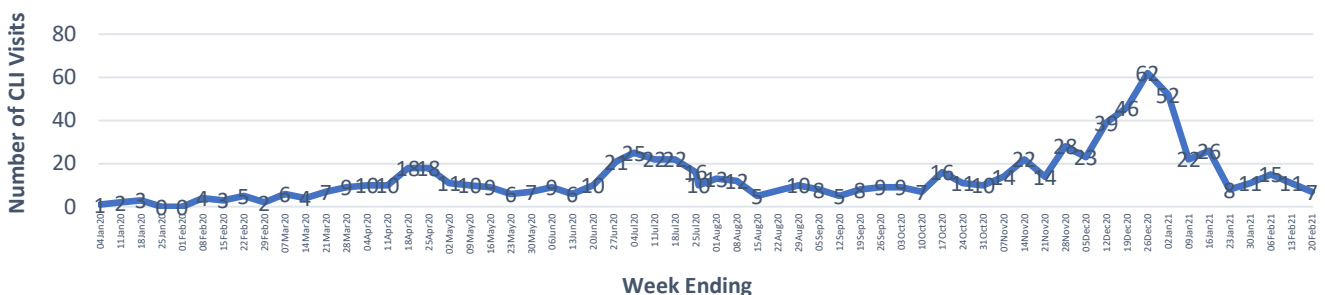
Cases via Suspected Community Transmission: **7**

Cases via Outbreaks: **0**

Outbreak Explanation

During the week of 2/14-2/20, there were no cases/patients associated with an outbreak.

COVID-19-Like Illness (CLI) Visits
Leake County, Mississippi
Jan. 04, 2020 - Feb. 20, 2021



*Counties with test percent positivity <5.0% or with <20 tests in past 14 days: Green; test percent positivity 5.0%-10.0% or with <500 tests and <2000 tests/100k and >10% positivity over 14 days: Yellow; >10.0% and not meeting the criteria for "Green" or "Yellow": Red. Test positivity is rounded to the nearest tenth of a percent before classifying. Reference: [Centers for Medicare and Medicaid Services](#)

**Provisional Data: Illnesses occurring during the last two weeks may not yet have been reported and/or represented.