

# GREENE COUNTY WEEKLY COVID-19 SNAPSHOT

WEEK ENDING FEBRUARY 20, 2021

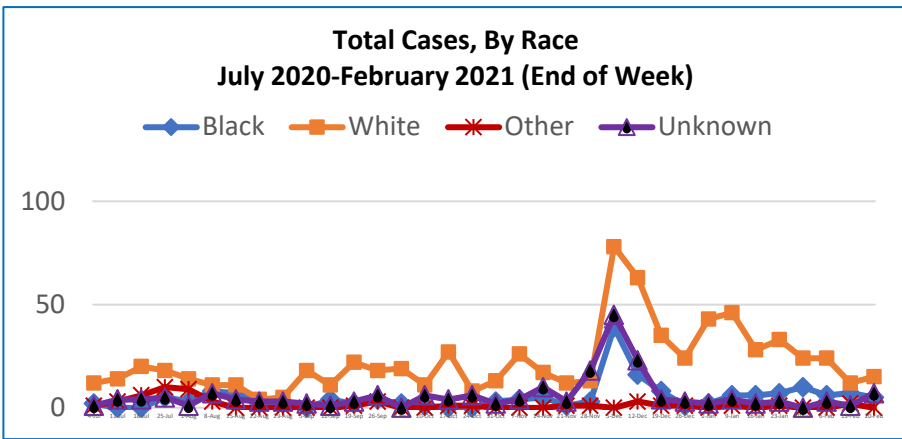
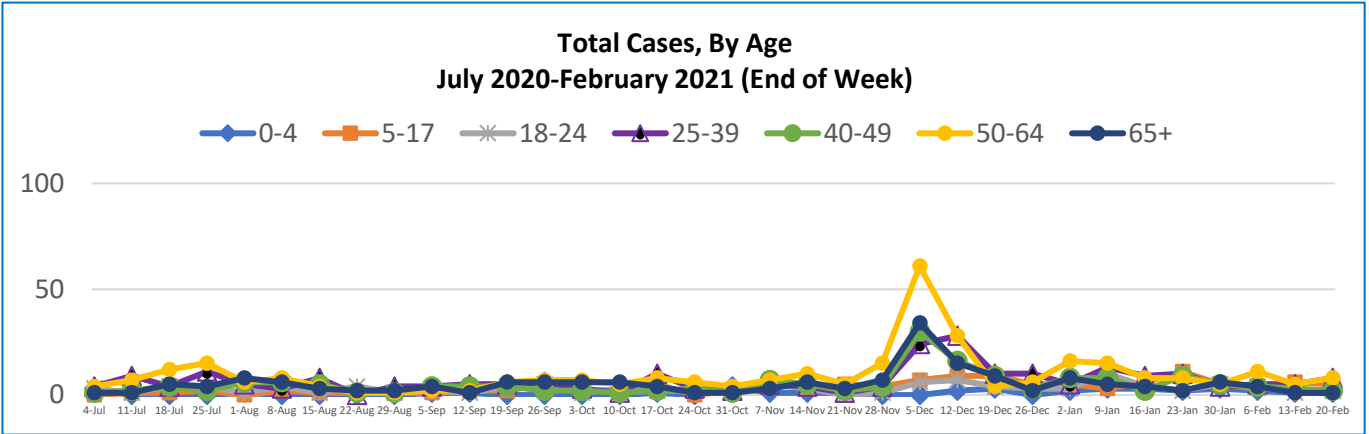
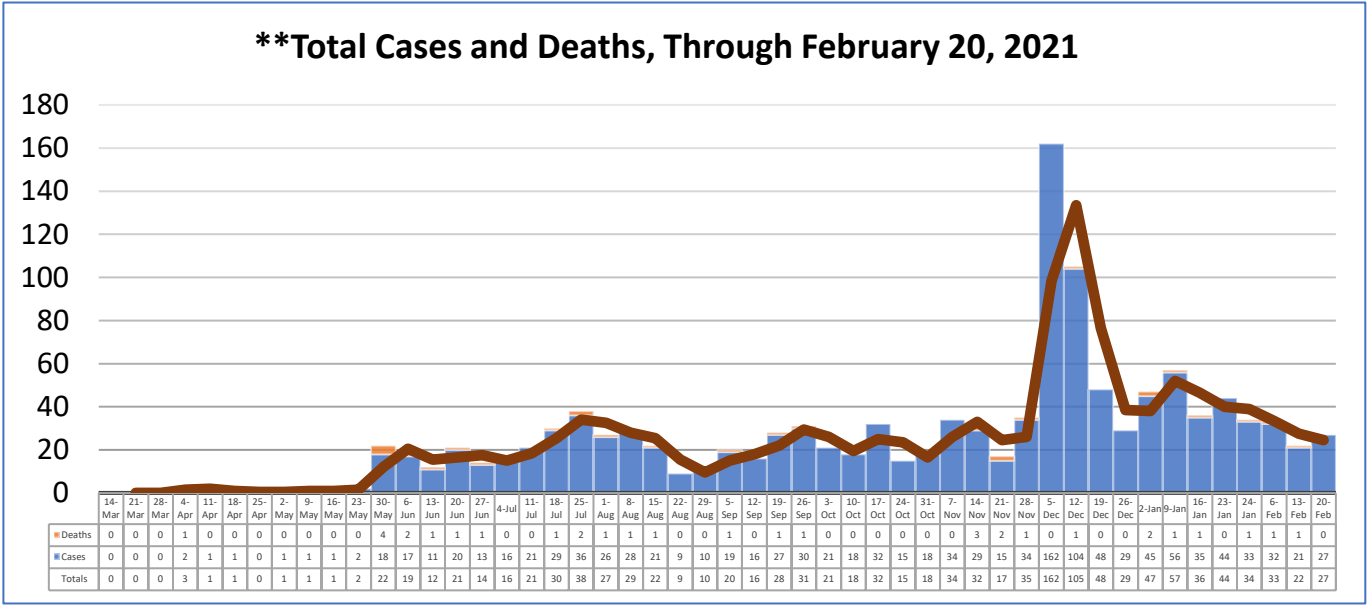


**Total Cases**  
**1261**

**Total Deaths**  
**33**

**Total Incidence**  
(cases per 100,000)  
**9281.6**

**\*Test Positivity Rate**  
**4.1%**  
(2/4-2/17)

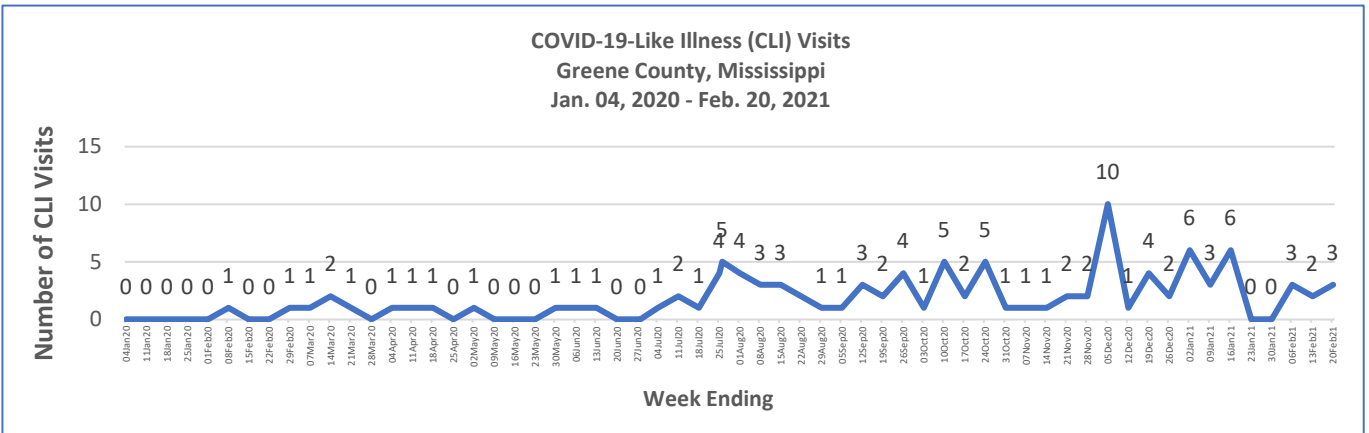


**2/14/2021 – 2/20/2021**

# Cases via Suspected Community Transmission	26
# Cases via Outbreaks	1

**Outbreak Explanation**

During the week of 2/14-2/20, one (1) case/patient was associated with an outbreak in a Long-Term Care Facility (LTCF).



\*Counties with test percent positivity <5.0% or with <20 tests in past 14 days: Green; test percent positivity 5.0%-10.0% or with <500 tests and <2000 tests/100k and >10% positivity over 14 days: Yellow; >10.0% and not meeting the criteria for "Green" or "Yellow": Red. Test positivity is rounded to the nearest tenth of a percent before classifying. Reference: [Centers for Medicare and Medicaid Services](#)

\*\*Provisional Data: Illnesses occurring during the last two weeks may not yet have been reported and/or represented.