

CALHOUN COUNTY WEEKLY COVID-19 SNAPSHOT



WEEK ENDING JANUARY 9, 2021

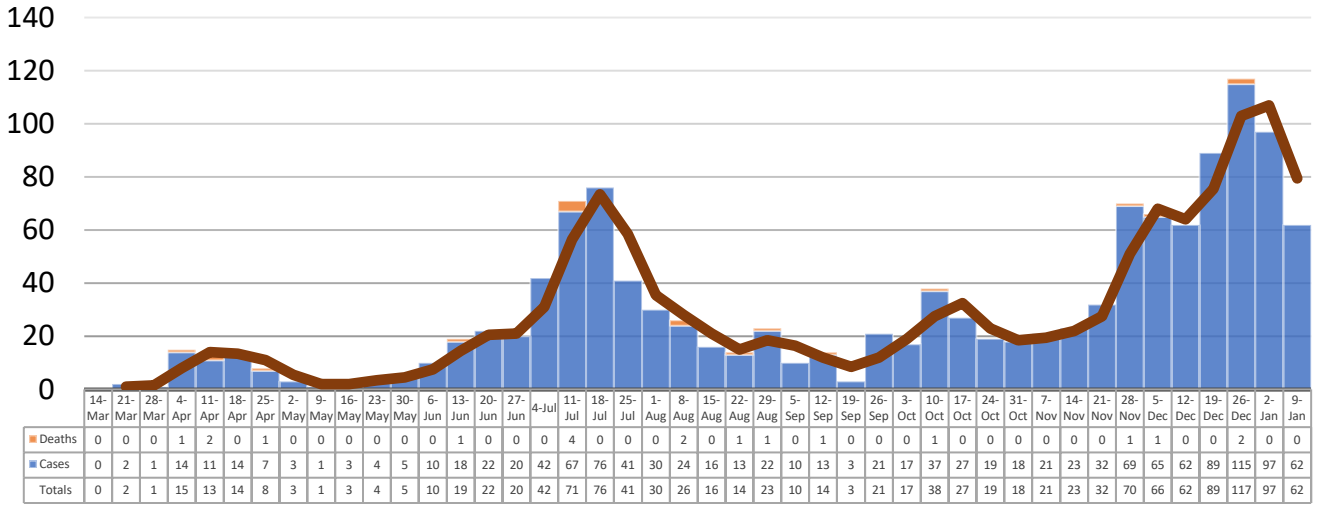
Total Cases
1286

Total Deaths
19

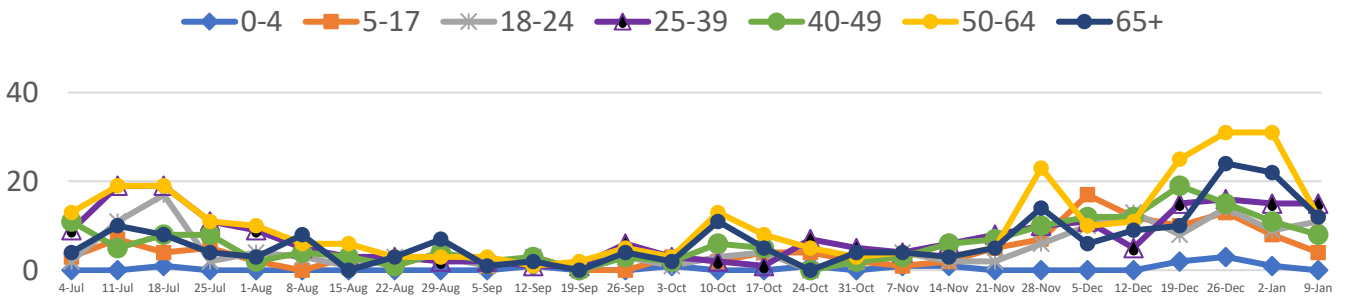
Total Incidence
(cases per 100,000)
8954.8

***Test Positivity Rate**
13.7%
(12/24-1/6)

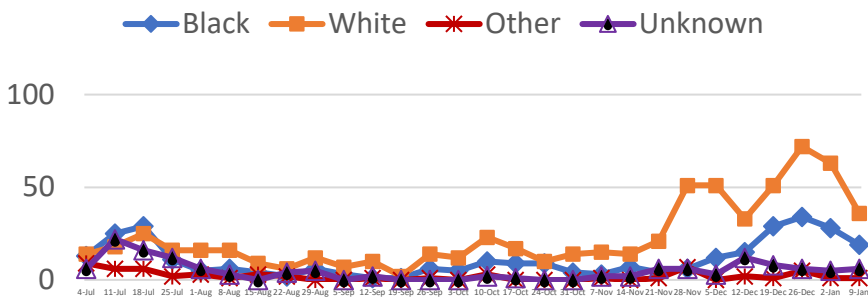
****Total Cases and Deaths, Through January 9, 2021**



Total Cases, By Age
July 2020-January 2021 (End of Week)



Total Cases, By Race
July 2020-January 2021 (End of Week)



1/3/2021 – 1/9/2021

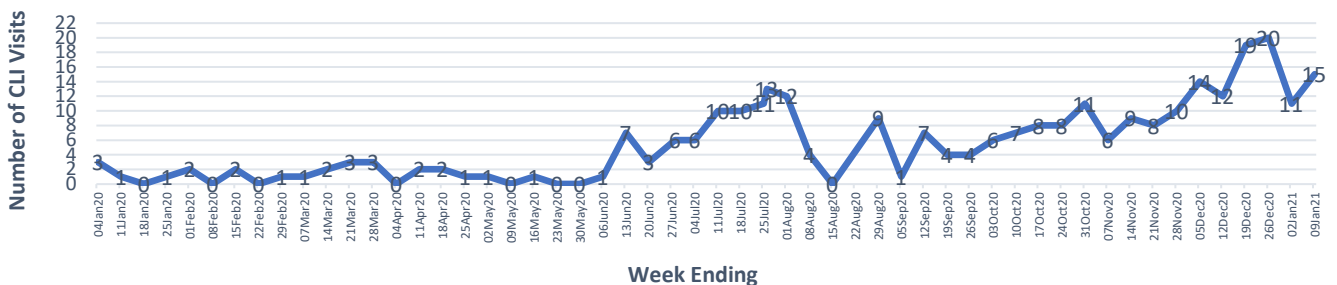
Cases via Suspected Community Transmission: 61

Cases via Outbreaks: 1

Outbreak Explanation

During the week of 1/3-1/9, one (1) cases/patients was associated with an outbreak in a Long-Term Care Facility (LTCF).

COVID-19-Like Illness (CLI) Visits
Calhoun County, Mississippi
Jan. 04, 2020 - Jan. 09, 2021



*Counties with test percent positivity <5.0% or with <20 tests in past 14 days: Green; test percent positivity 5.0%-10.0% or with <500 tests and <2000 tests/100k and >10% positivity over 14 days: Yellow; >10.0% and not meeting the criteria for "Green" or "Yellow": Red. Test positivity is rounded to the nearest tenth of a percent before classifying. Reference: [Centers for Medicare and Medicaid Services](https://www.cms.gov/medicare/medicaid-support/eligibility/medicaid-eligibility)

**Provisional Data: Illnesses occurring during the last two weeks may not yet have been reported and/or represented.