

PONTOTOC COUNTY WEEKLY COVID-19 SNAPSHOT

WEEK ENDING JANUARY 2, 2021



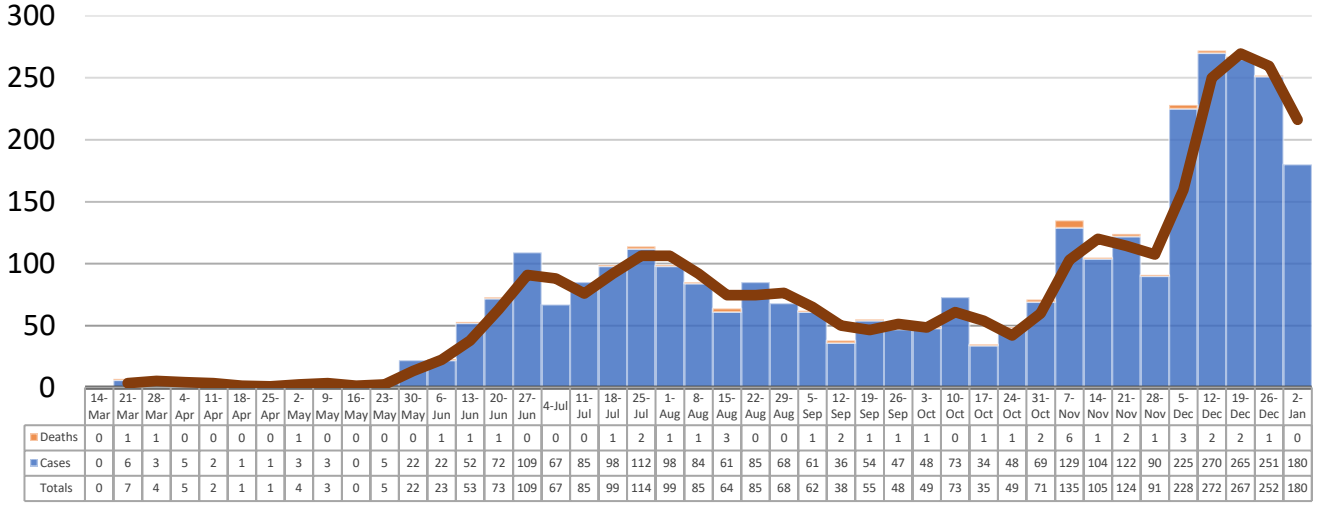
Total Cases
3237

Total Deaths
42

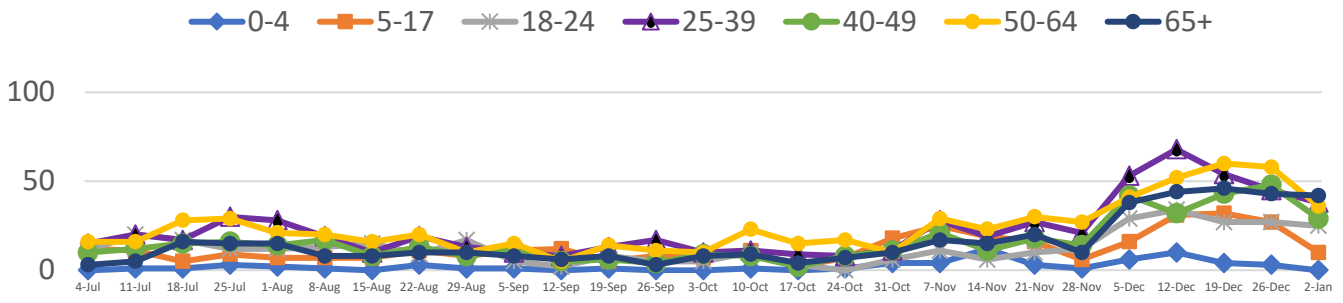
Total Incidence
(cases per 100,000)
10060.9

***Test Positivity Rate**
13.4%
(12/17-12/30)

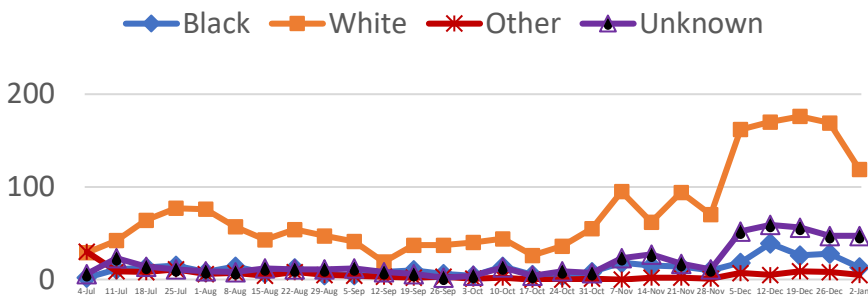
**Total Cases and Deaths, Through January 2, 2021



Total Cases, By Age July 2020-January 2021 (End of Week)



Total Cases, By Race July 2020-January 2021 (End of Week)



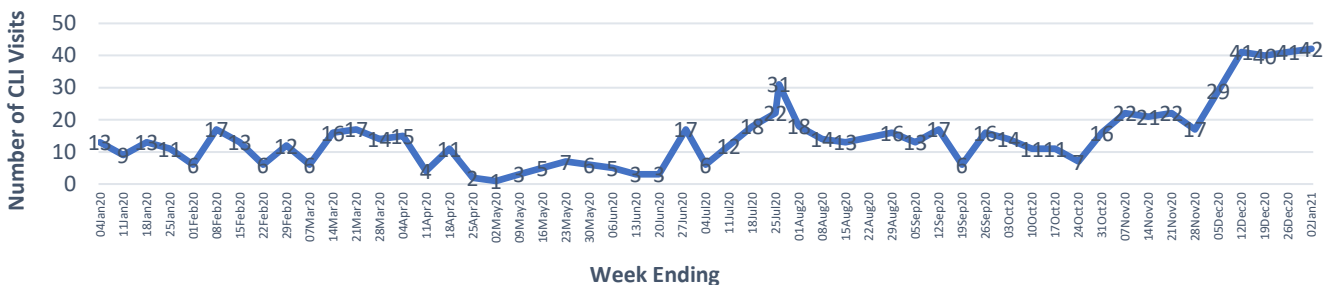
12/27/2020 – 1/2/2021

# Cases via Suspected Community Transmission	175
# Cases via Outbreaks	5

Outbreak Explanation

During the week of 12/27-1/2, two (2) cases/patients were associated with outbreaks in Long-Term Care Facilities (LTCF); one (1) case was associated with an outbreak in a residential care facility; one (1) case was associated with an outbreak in a business/industry; one (1) case was associated with a pending outbreak investigation.

COVID-19-Like Illness (CLI) Visits Pontotoc County, Mississippi Jan. 04, 2020 - Jan. 02, 2021



*Counties with test percent positivity <5.0% or with <20 tests in past 14 days: Green; test percent positivity 5.0%-10.0% or with <500 tests and <2000 tests/100k and >10% positivity over 14 days: Yellow; >10.0% and not meeting the criteria for "Green" or "Yellow": Red. Test positivity is rounded to the nearest tenth of a percent before classifying. Reference: [Centers for Medicare and Medicaid Services](#)

**Provisional Data: Illnesses occurring during the last two weeks may not yet have been reported and/or represented.