

# LAWRENCE COUNTY WEEKLY COVID-19 SNAPSHOT



WEEK ENDING JANUARY 2, 2021

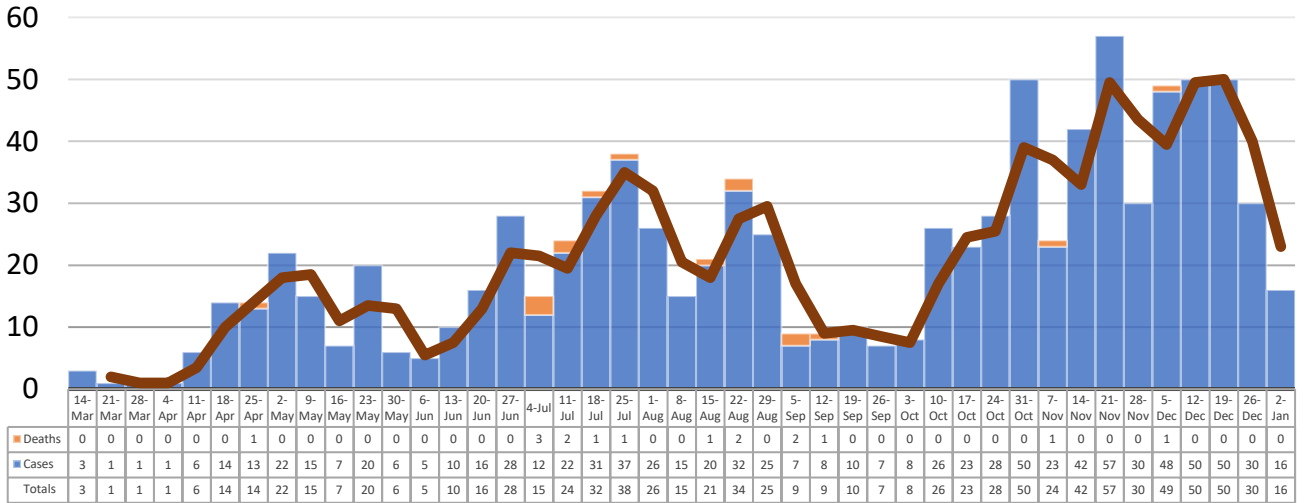
**Total Cases**  
**924**

**Total Deaths**  
**16**

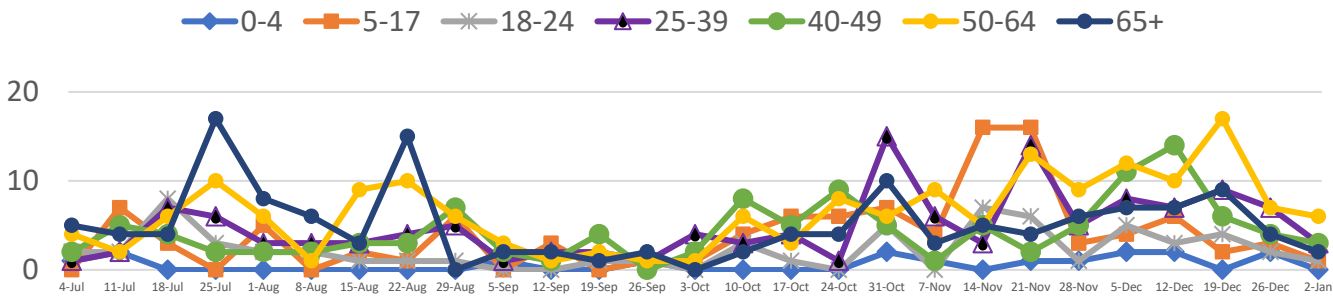
**Total Incidence**  
(cases per 100,000)  
**7341.5**

**\*Test Positivity Rate**  
**14.3%**  
(12/17-12/30)

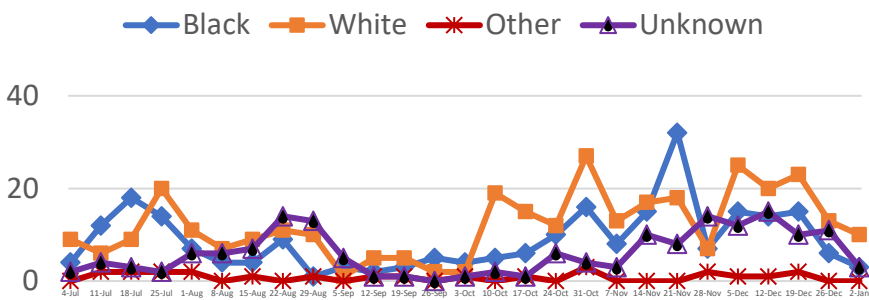
**\*\*Total Cases and Deaths, Through January 2, 2021**



**Total Cases, By Age**  
July 2020-January 2021 (End of Week)



**Total Cases, By Race**  
July 2020-January 2021 (End of Week)



**12/27/2020 – 1/2/2021**

# Cases via Suspected Community Transmission	16
# Cases via Outbreaks	0

**Outbreak Explanation**

During the week of 12/27-1/2, there were no cases associated with an outbreak.

**COVID-19-Like Illness (CLI) Visits**  
Lawrence County, Mississippi  
Jan. 04, 2020 - Jan. 02, 2021



\*Counties with test percent positivity <5.0% or with <20 tests in past 14 days: Green; test percent positivity 5.0%-10.0% or with <500 tests and <2000 tests/100k and >10% positivity over 14 days: Yellow; >10.0% and not meeting the criteria for "Green" or "Yellow": Red. Test positivity is rounded to the nearest tenth of a percent before classifying. Reference: [Centers for Medicare and Medicaid Services](#)

\*\*Provisional Data: Illnesses occurring during the last two weeks may not yet have been reported and/or represented.