

# CLARKE COUNTY WEEKLY COVID-19 SNAPSHOT

WEEK ENDING JANUARY 2, 2021



Total Cases

1224

Total Deaths

59

Total Incidence

(cases per 100,000)

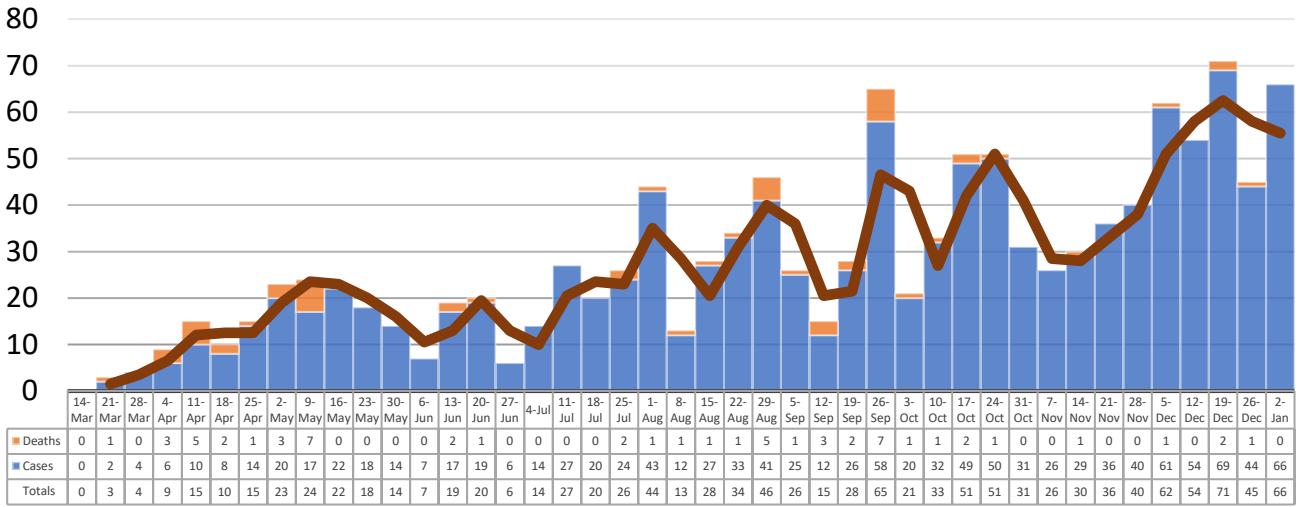
7875.9

\*Test Positivity Rate

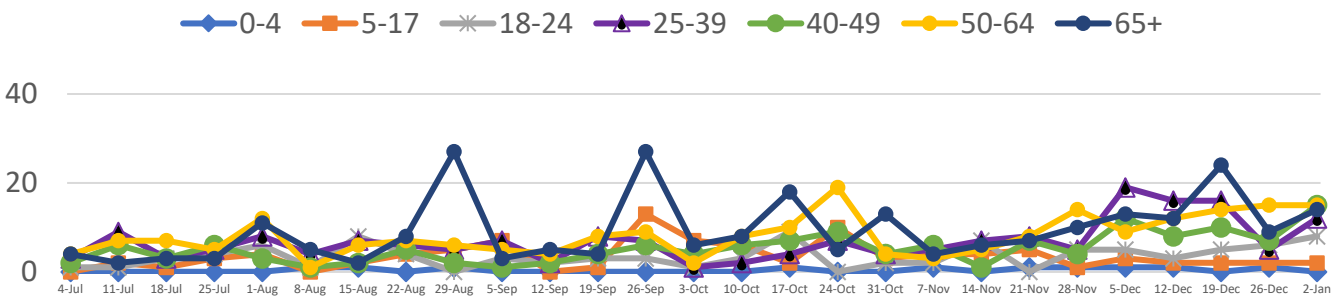
10.6%

(12/17-12/30)

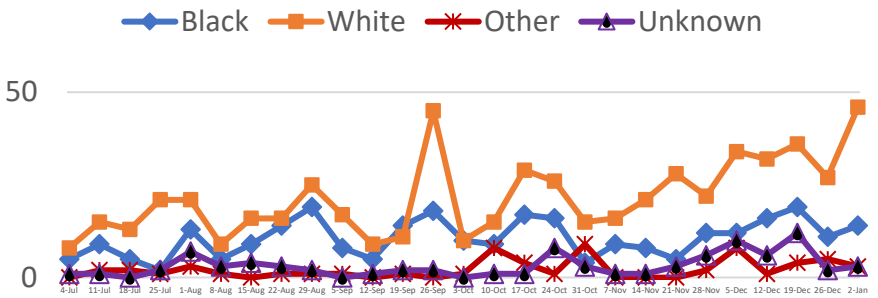
\*\*Total Cases and Deaths, Through January 2, 2021



Total Cases, By Age  
July 2020-January 2021 (End of Week)



Total Cases, By Race  
July 2020-January 2021 (End of Week)



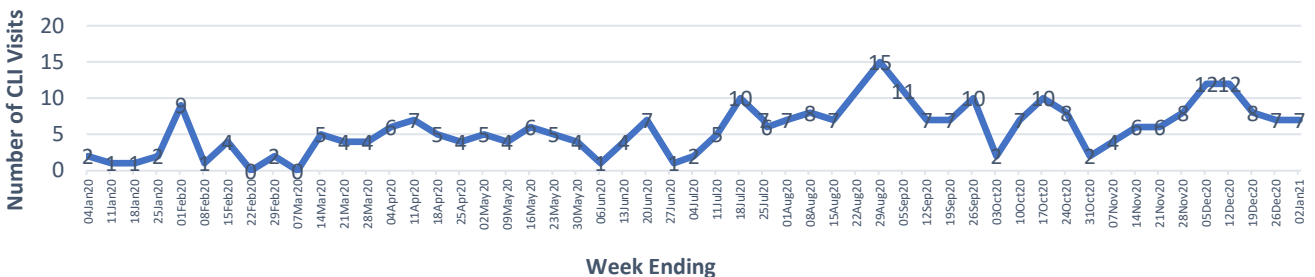
**12/27/2020 – 1/2/2021**

# Cases via Suspected Community Transmission	63
# Cases via Outbreaks	3

Outbreak Explanation

During the week of 12/27-1/2, three (3) cases were associated with outbreaks in Long-Term Care Facilities (LTCF).

COVID-19-Like Illness (CLI) Visits  
Clarke County, Mississippi  
Jan. 04, 2020 - Jan. 02, 2021



\*Counties with test percent positivity <5.0% or with <20 tests in past 14 days: Green; test percent positivity 5.0%-10.0% or with <500 tests and <2000 tests/100k and >10% positivity over 14 days: Yellow; >10.0% and not meeting the criteria for "Green" or "Yellow": Red. Test positivity is rounded to the nearest tenth of a percent before classifying. Reference: [Centers for Medicare and Medicaid Services](https://www.cms.gov/medicare/medicaid-support/medicaid-eligibility)

\*\*Provisional Data: Illnesses occurring during the last two weeks may not yet have been reported and/or represented.