

CHOCTAW COUNTY WEEKLY COVID-19 SNAPSHOT

WEEK ENDING JANUARY 2, 2021



Total Cases

536

Total Deaths

11

Total Incidence

(cases per 100,000)

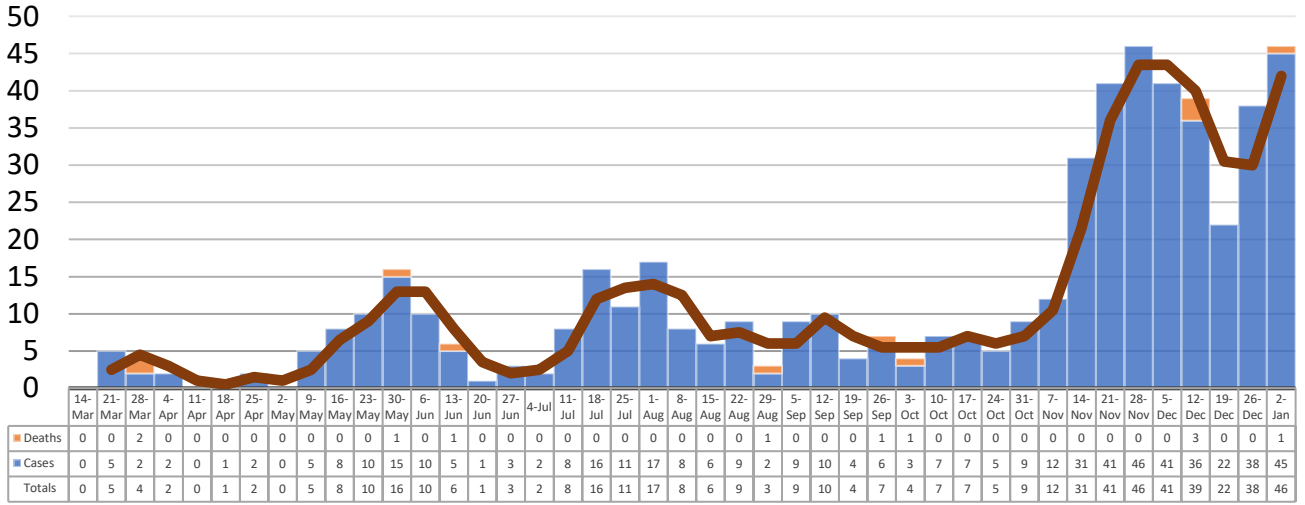
6528.6

*Test Positivity Rate

13.4%

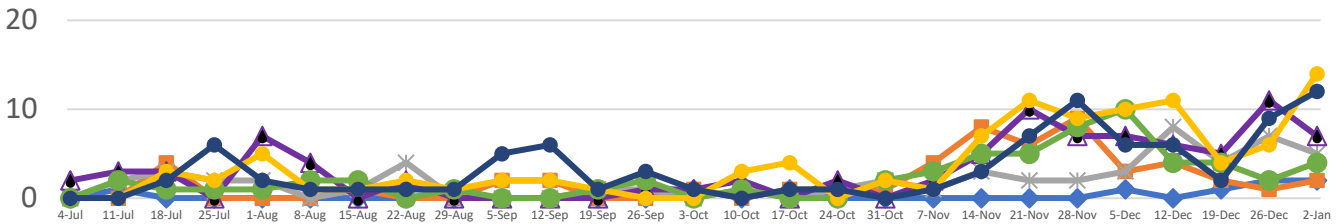
(12/17-12/30)

**Total Cases and Deaths, Through January 2, 2021



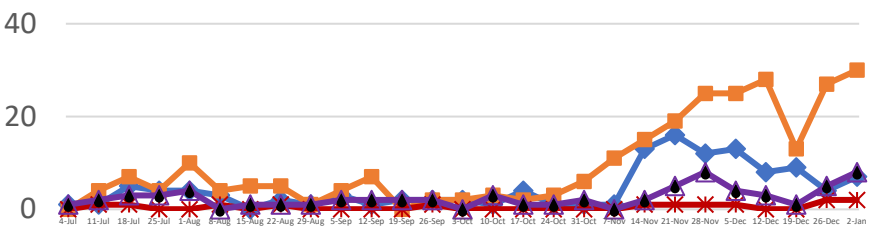
Total Cases, By Age July 2020-January 2021 (End of Week)

0-4 5-17 18-24 25-39 40-49 50-64 65+



Total Cases, By Race July 2020-January 2021 (End of Week)

Black White Other Unknown



12/27/2020 – 1/2/2021

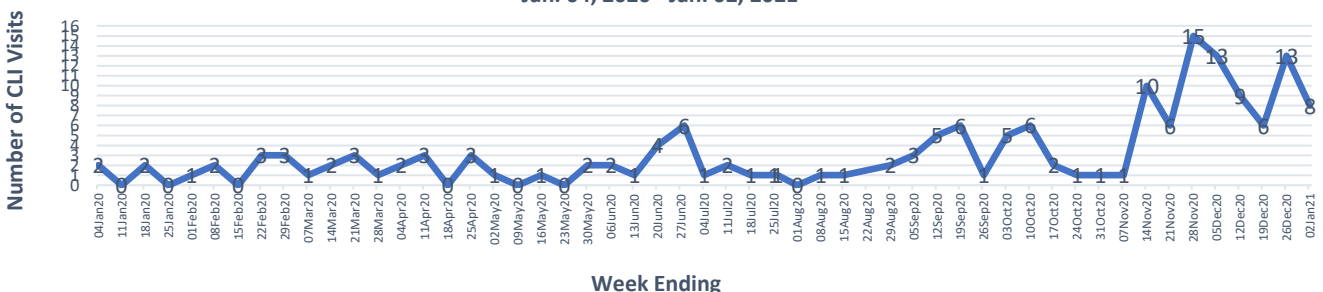
Cases via Suspected Community Transmission: 45

Cases via Outbreaks: 1

Outbreak Explanation

During the week of 12/27-1/2, one (1) case/patient was associated with an outbreak in a Long-Term Care Facility (LTCF).

COVID-19-Like Illness (CLI) Visits Choctaw County, Mississippi Jan. 04, 2020 - Jan. 02, 2021



*Counties with test percent positivity <5.0% or with <20 tests in past 14 days: Green; test percent positivity 5.0%-10.0% or with <500 tests and <2000 tests/100k and >10% positivity over 14 days: Yellow; >10.0% and not meeting the criteria for "Green" or "Yellow": Red. Test positivity is rounded to the nearest tenth of a percent before classifying. Reference: [Centers for Medicare and Medicaid Services](#)

**Provisional Data: Illnesses occurring during the last two weeks may not yet have been reported and/or represented.