

WINSTON COUNTY WEEKLY COVID-19 SNAPSHOT

WEEK ENDING DECEMBER 26, 2020



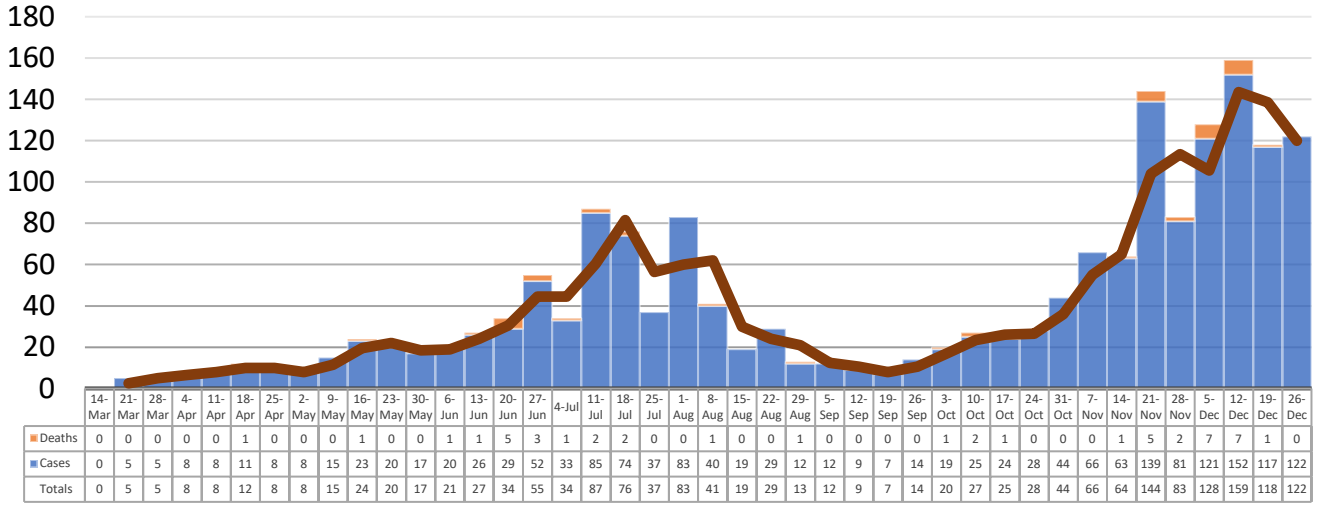
Total Cases
1775

Total Deaths
46

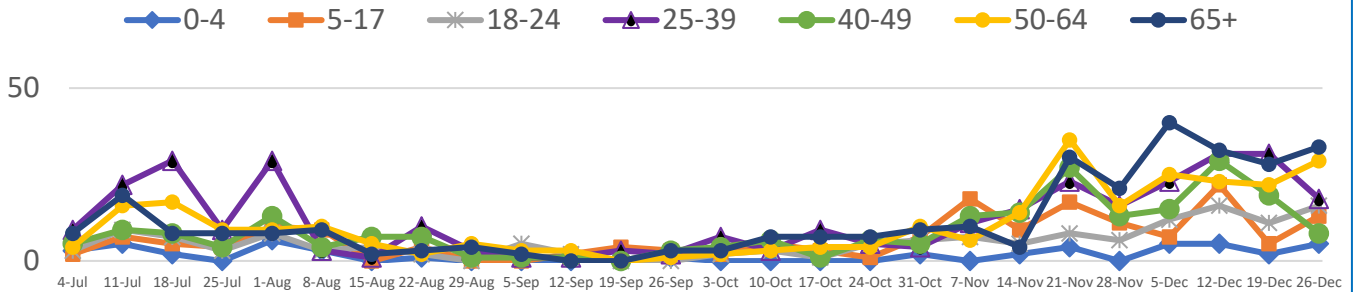
Total Incidence
(cases per 100,000)
9885.8

***Test Positivity Rate**
15.1%
(12/10-12/23)

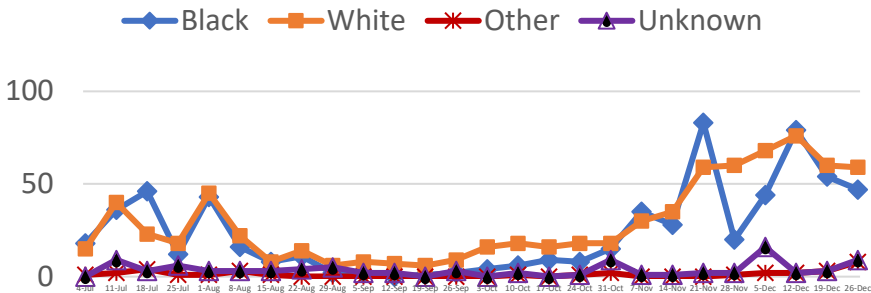
**Total Cases and Deaths, Through December 26, 2020



Total Cases, By Age July-December 2020 (End of Week)



Total Cases, By Race July-December 2020 (End of Week)



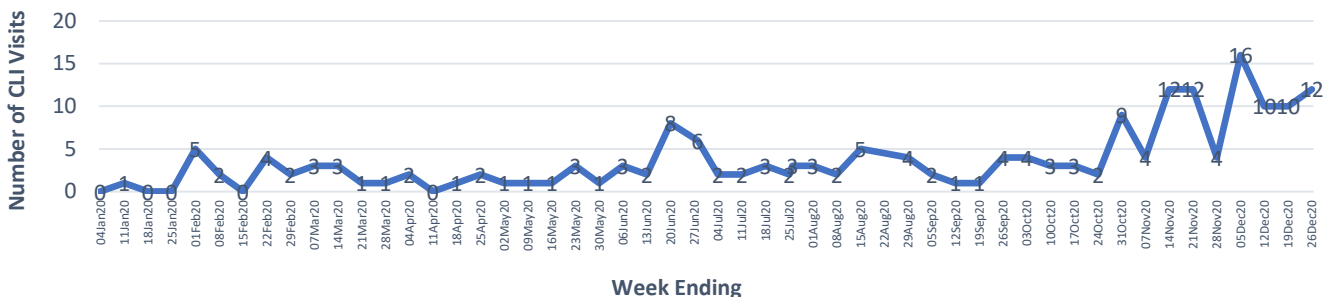
12/20/2020 – 12/26/2020

# Cases via Suspected Community Transmission	112
# Cases via Outbreaks	10

Outbreak Explanation

During the week of 12/20-12/26, five (5) cases/patients were associated with outbreaks at Long-Term Care Facilities (LTCF); four (4) cases were associated with an outbreak in a community; one (1) case was associated with a pending outbreak investigation.

COVID-19-Like Illness (CLI) Visits Winston County, Mississippi Jan. 04, 2020 - Dec. 26, 2020



*Counties with test percent positivity <5.0% or with <20 tests in past 14 days: Green; test percent positivity 5.0%-10.0% or with <500 tests and <2000 tests/100k and >10% positivity over 14 days: Yellow; >10.0% and not meeting the criteria for "Green" or "Yellow": Red. Test positivity is rounded to the nearest tenth of a percent before classifying. Reference: [Centers for Medicare and Medicaid Services](#)

**Provisional Data: Illnesses occurring during the last two weeks may not yet have been reported and/or represented.