

# GRENADA COUNTY WEEKLY COVID-19 SNAPSHOT



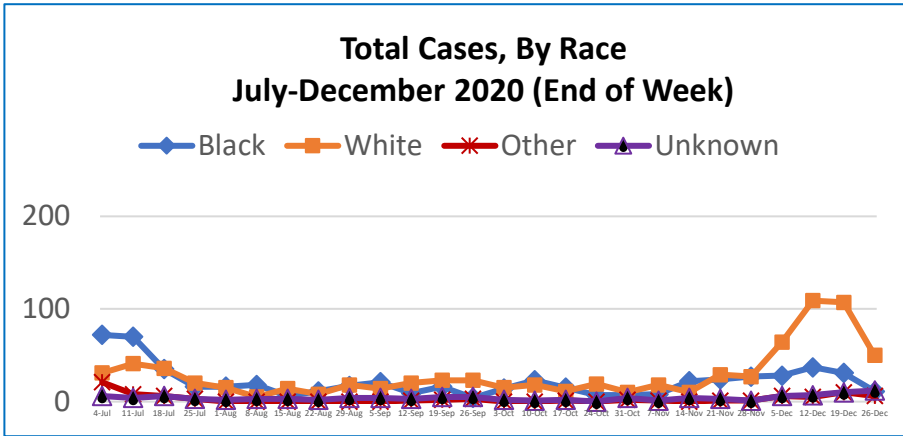
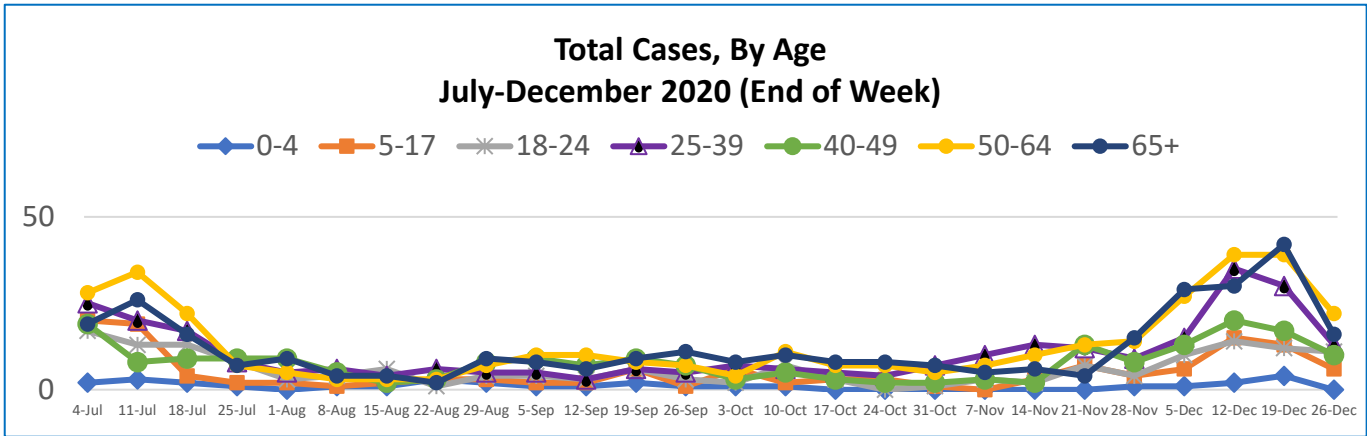
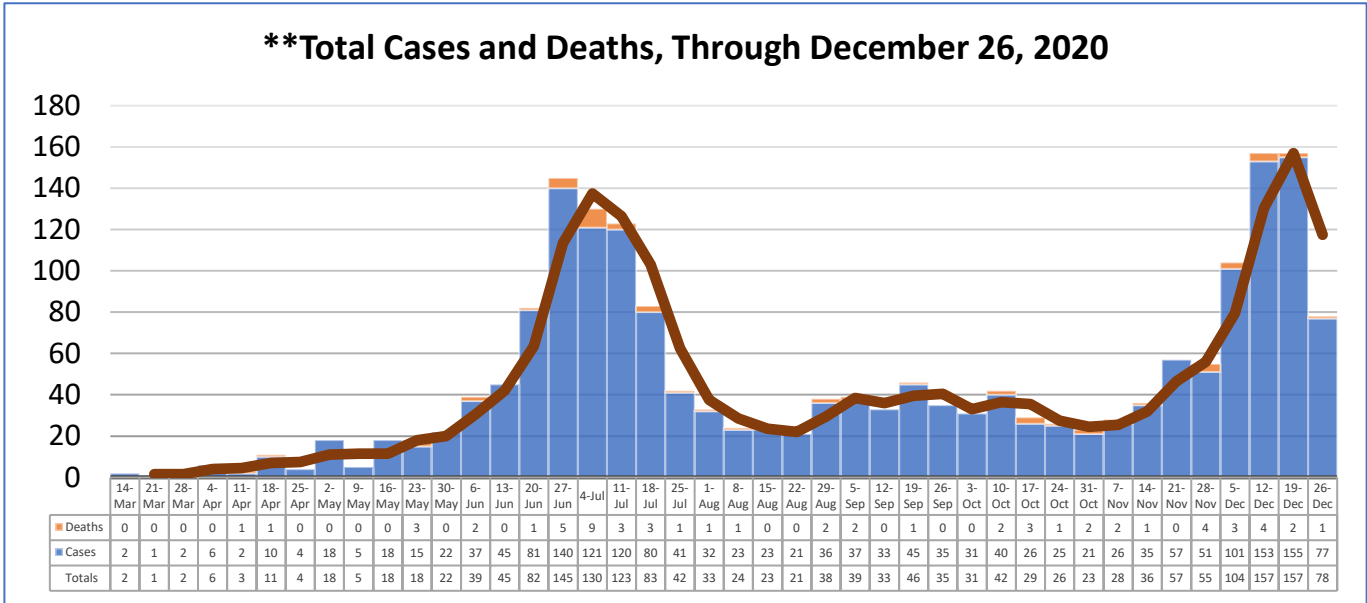
WEEK ENDING DECEMBER 26, 2020

**Total Cases**  
**1921**

**Total Deaths**  
**61**

**Total Incidence**  
(cases per 100,000)  
**9254.3**

**\*Test Positivity Rate**  
**16.4%**  
(12/10-12/23)

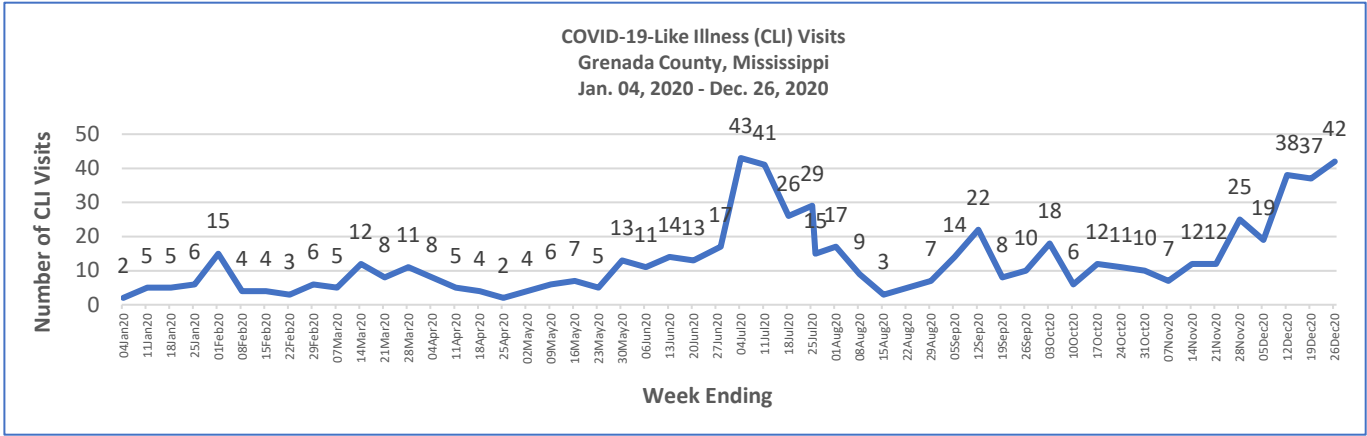


**12/20/2020 – 12/26/2020**

# Cases via Suspected Community Transmission	67
# Cases via Outbreaks	11

**Outbreak Explanation**

During the week of 12/20-12/26, ten (10) cases/patients were associated with outbreaks in Long-Term Care Facilities (LTCF); one (1) case was associated with a pending outbreak investigation.



\*Counties with test percent positivity <5.0% or with <20 tests in past 14 days: Green; test percent positivity 5.0%-10.0% or with <500 tests and <2000 tests/100k and >10% positivity over 14 days: Yellow; >10.0% and not meeting the criteria for "Green" or "Yellow": Red. Test positivity is rounded to the nearest tenth of a percent before classifying. Reference: [Centers for Medicare and Medicaid Services](#)

\*\*Provisional Data: Illnesses occurring during the last two weeks may not yet have been reported and/or represented.