

NOXUBEE COUNTY WEEKLY COVID-19 SNAPSHOT

WEEK ENDING DECEMBER 19, 2020

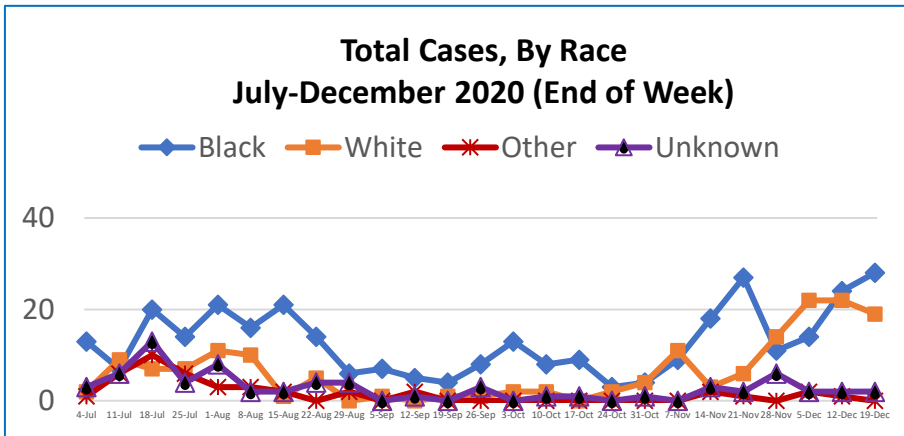
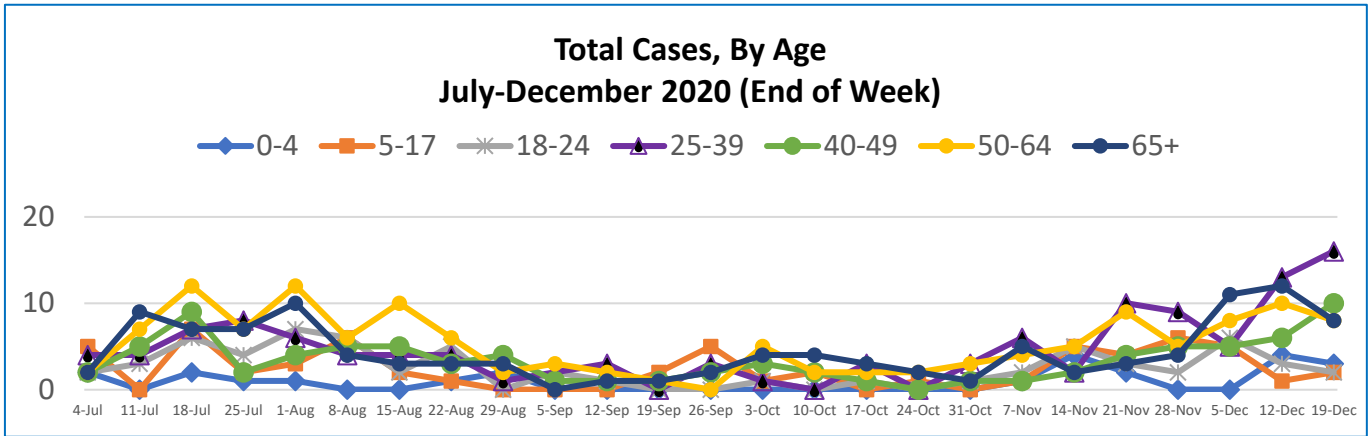
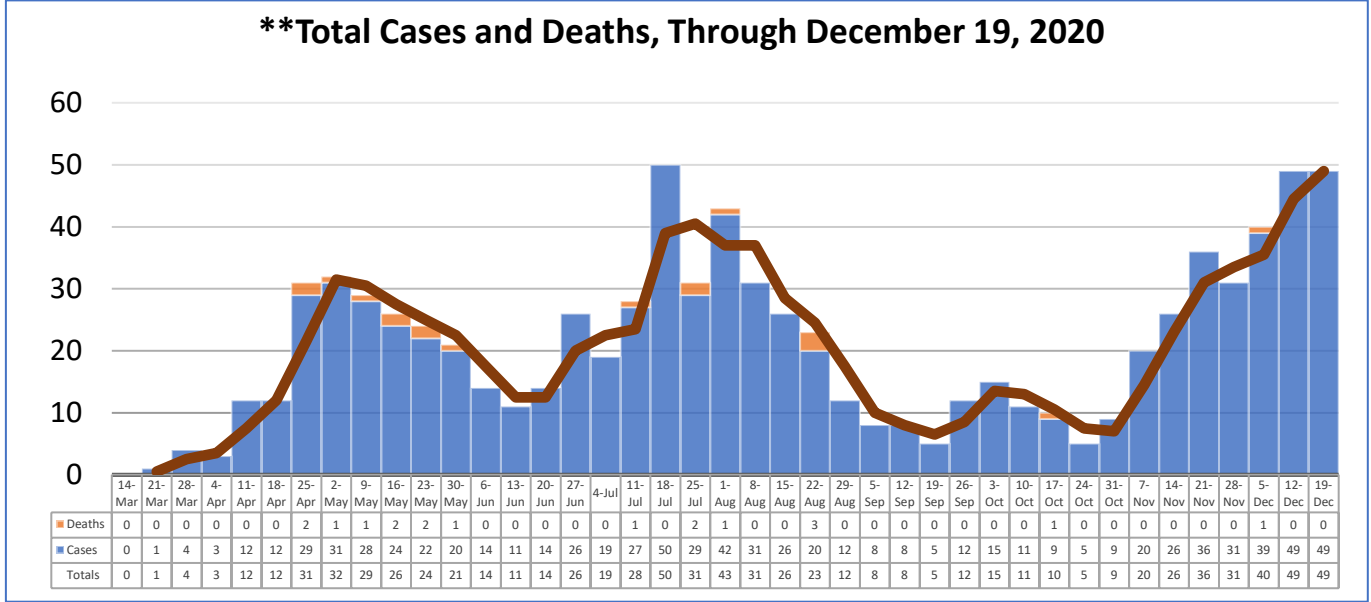


Total Cases
857

Total Deaths
18

Total Incidence
(cases per 100,000)
8226.9

***Test Positivity Rate**
9.2%
(12/3-12/16)

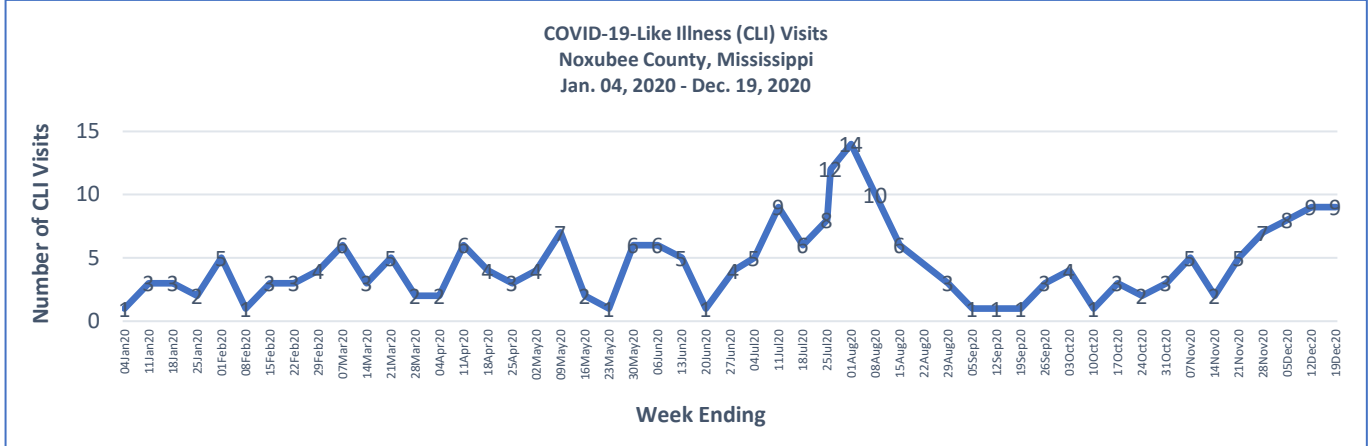


12/13/2020 – 12/19/2020

# Cases via Suspected Community Transmission	43
# Cases via Outbreaks	6

Outbreak Explanation

During the week of 12/13-12/19, five (5) cases/patients were associated with outbreaks in Long-Term Care Facilities (LTCF); one (1) case was associated with an outbreak in a residential care facility.



*Counties with test percent positivity <5.0% or with <20 tests in past 14 days: Green; test percent positivity 5.0%-10.0% or with <500 tests and <2000 tests/100k and >10% positivity over 14 days: Yellow; >10.0% and not meeting the criteria for “Green” or “Yellow”: Red. Test positivity is rounded to the nearest tenth of a percent before classifying. Reference: [Centers for Medicare and Medicaid Services](#)

**Provisional Data: Illnesses occurring during the last two weeks may not yet have been reported and/or represented.